

US00D565638S

(12) **United States Design Patent** (10) **Patent No.:** **US D565,638 S**  
**Estrem** (45) **Date of Patent:** **\*\* Apr. 1, 2008**

(54) **VENTILATING COMPACT-VISOR/FRAME FOR EYEWEAR**

(76) Inventor: **Scott A. Estrem**, 3423 S. Farm Road  
187, Springfield, MO (US) 65809

(\*\*) Term: **14 Years**

(21) Appl. No.: **29/288,370**

(22) Filed: **Jun. 8, 2007**

**Related U.S. Application Data**

(63) Continuation-in-part of application No. 11/645,937,  
filed on Dec. 27, 2006.

(51) **LOC (8) Cl.** ..... **16-06**

(52) **U.S. Cl.** ..... **D16/340; D16/330**

(58) **Field of Classification Search** ..... D16/101,  
D16/300, 301, 303, 309-313, 314, 323-325,  
D16/327, 328, 329, 330-342; 2/435, 436,  
2/437, 438, 448, 449, 11; 351/41, 43, 44,  
351/45, 52, 62, 109, 111, 118, 119, 158; 381/62;  
D24/110.2; D29/109, 110  
See application file for complete search history.

(56) **References Cited**

**U.S. PATENT DOCUMENTS**

|               |         |                         |         |
|---------------|---------|-------------------------|---------|
| 2,654,090 A   | 10/1953 | Christensen et al. .... | 2/436   |
| 2,874,387 A   | 2/1959  | Bannister et al. ....   | 2/195.1 |
| 3,160,735 A * | 12/1964 | Aufricht .....          | 2/435   |
| 3,927,421 A   | 12/1975 | Simon .....             | 2/12    |
| D246,272 S    | 11/1977 | Bay .....               | D2/233  |
| 4,292,689 A   | 10/1981 | Townsend, Jr. ....      | 2/12    |
| 4,425,669 A   | 1/1984  | Grendol et al. ....     | 2/436   |
| 4,877,320 A * | 10/1989 | Holden .....            | 351/44  |
| 4,934,807 A * | 6/1990  | Bolle et al. ....       | 351/62  |
| 4,945,575 A   | 8/1990  | Townsend .....          | 2/12    |
| D310,839 S *  | 9/1990  | Bolle .....             | D16/313 |
| 4,976,530 A   | 12/1990 | Mackay et al. ....      | 351/44  |
| 5,005,214 A   | 4/1991  | Koethe .....            | 2/13    |
| D321,703 S *  | 11/1991 | Grau .....              | D16/313 |
| 5,347,655 A   | 9/1994  | Garrett .....           | 2/10    |
| D351,611 S *  | 10/1994 | Wang .....              | D16/300 |

|                   |         |                 |         |
|-------------------|---------|-----------------|---------|
| 5,359,370 A       | 10/1994 | Mugnier .....   | 351/41  |
| 5,390,369 A       | 2/1995  | Tubin .....     | 2/12    |
| 5,487,191 A       | 1/1996  | Ridley .....    | 2/195.1 |
| 5,519,460 A       | 5/1996  | Mills .....     | 351/44  |
| 5,647,060 A       | 7/1997  | Lee .....       | 2/9     |
| 5,711,035 A *     | 1/1998  | Haslbeck .....  | 2/436   |
| 5,764,338 A       | 6/1998  | Mack .....      | 351/158 |
| 5,818,565 A       | 10/1998 | Wang .....      | 351/44  |
| 6,029,271 A       | 2/2000  | Banuchi .....   | 2/9     |
| 6,056,400 A       | 5/2000  | Knepp .....     | 351/155 |
| 6,089,705 A       | 7/2000  | Ertz .....      | 351/44  |
| D439,268 S        | 3/2001  | Ireland .....   | D16/314 |
| 6,227,664 B1 *    | 5/2001  | Pavlak .....    | 351/62  |
| 6,233,342 B1 *    | 5/2001  | Fernandez ..... | 381/62  |
| 6,341,380 B1      | 1/2002  | Coleman .....   | 2/175.1 |
| 6,550,914 B1 *    | 4/2003  | Kopfer .....    | 351/62  |
| D485,569 S *      | 1/2004  | Hsu .....       | D16/313 |
| 6,783,235 B1 *    | 8/2004  | Lin .....       | 351/62  |
| D505,970 S        | 6/2005  | Wilson .....    | D16/310 |
| 2007/0089217 A1 * | 4/2007  | Bowers .....    | 2/11    |

\* cited by examiner

*Primary Examiner*—T. Chase Nelson

*Assistant Examiner*—Barbara B Lohr

(74) *Attorney, Agent, or Firm*—Jonathan A. Bay

(57) **CLAIM**

The ornamental design for ventilating compact-visor/frame for eyewear, as shown and described.

**DESCRIPTION**

FIG. 1 is a perspective view of an ventilating compact-visor/frame for eyewear showing my new design;

FIG. 2 is a front elevational view thereof;

FIG. 3 is a top plan view thereof;


FIG. 4 is a right side elevational view thereof, the left side elevational view being a mirror opposite of the right side;

FIG. 5 is a bottom plan view thereof; and,

FIG. 6 is a rear elevational view thereof.

The broken lines in the drawings represent environmental subject matter that forms no part of the claimed design.

**1 Claim, 3 Drawing Sheets**



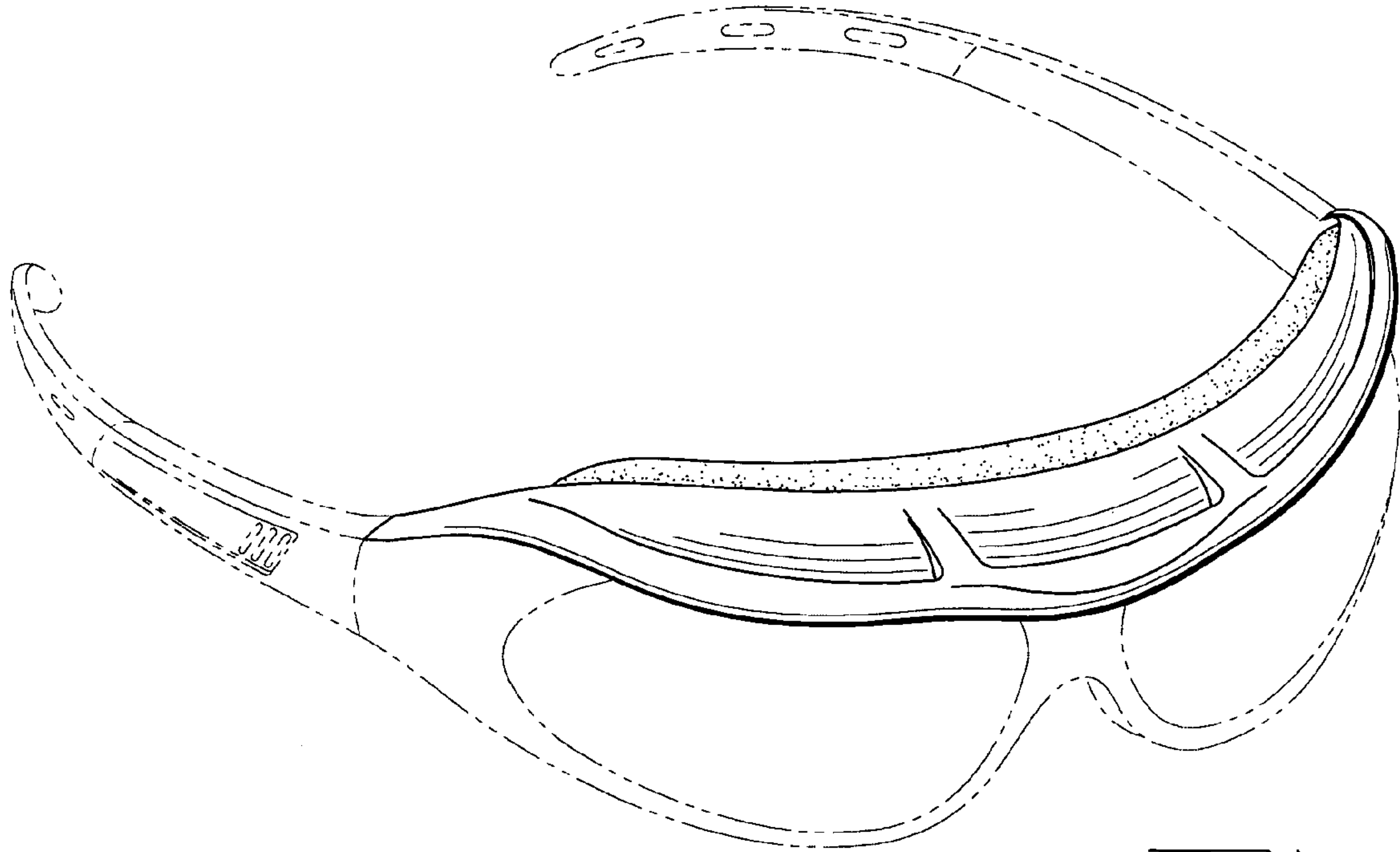


FIG. 1

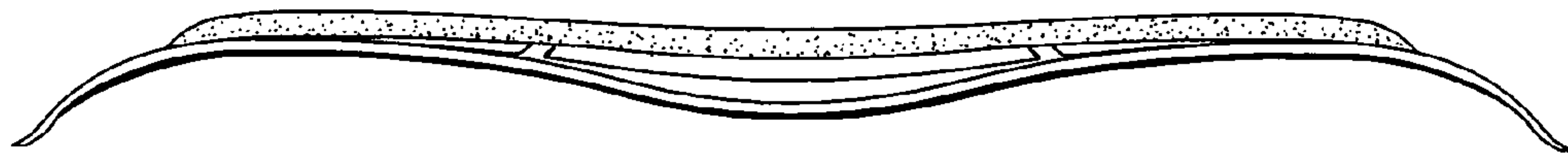


FIG. 2

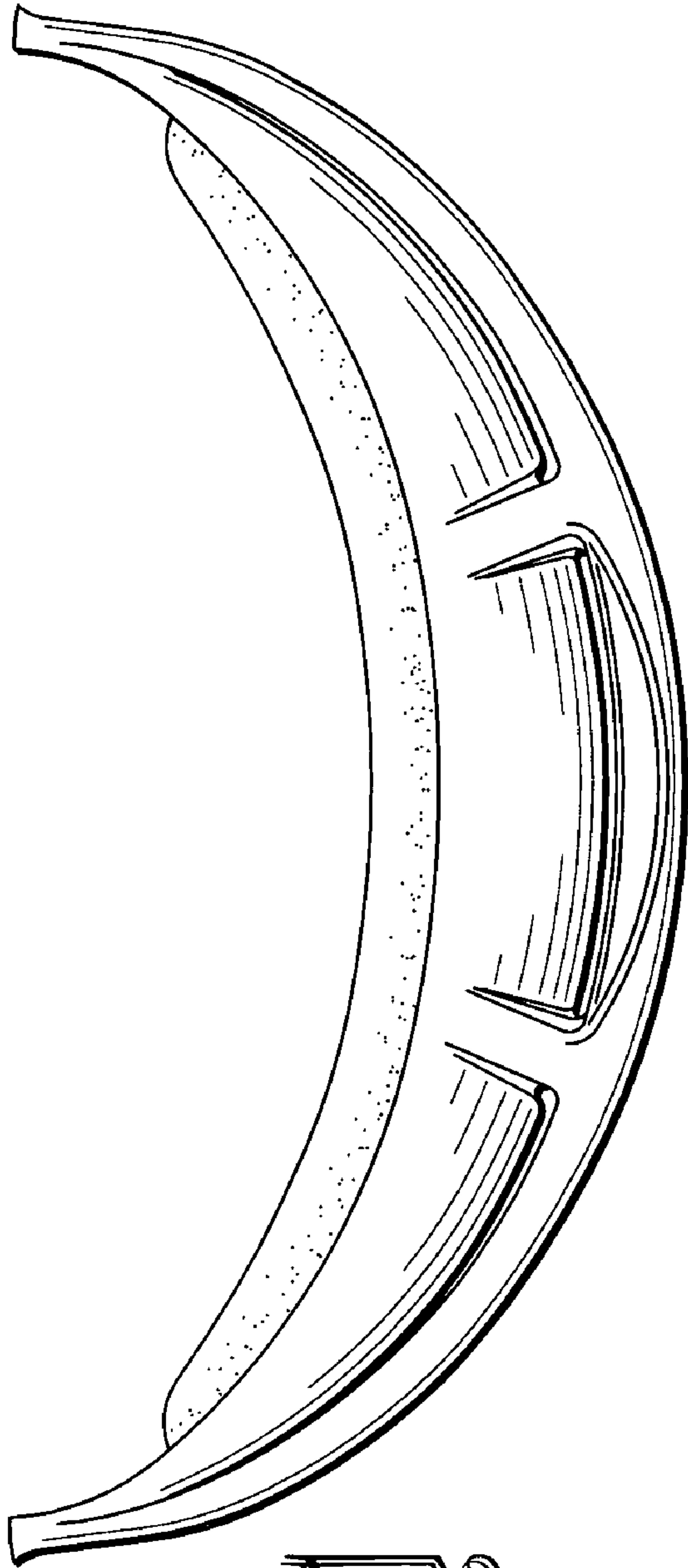


FIG. 3




FIG. 4




FIG. 5

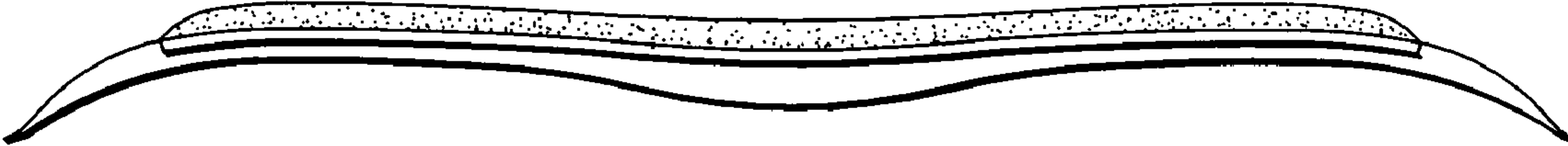


FIG. 6