



US00D565633S

(12) **United States Design Patent**
Doolan

(10) **Patent No.:** **US D565,633 S**

(45) **Date of Patent:** **** Apr. 1, 2008**

(54) **HEADBAND WITH GLASSES**

(76) Inventor: **Trisha Doolan**, P.O. Box 751, Douglas,
MI (US) 49406

(**) Term: **14 Years**

(21) Appl. No.: **29/225,870**

(22) Filed: **Mar. 18, 2005**

(51) **LOC (8) Cl.** **16-06**

(52) **U.S. Cl.** **D16/309; D16/325**

(58) **Field of Classification Search** D16/300-330,
D16/101, 332-338; D29/109-110; D24/110.2;
351/41, 44, 51-52, 62, 158, 92, 103-111,
351/156, 61, 114-119, 121-123; 2/426-432,
2/447-449, 441, 434-437

See application file for complete search history.

(56) **References Cited**

U.S. PATENT DOCUMENTS

1,652,462 A	12/1927	Stephens	
1,885,995 A	11/1932	Dowick	
D151,030 S	9/1948	Buckley	
D181,750 S	12/1957	Reed	
D185,059 S	5/1959	Behr	
D187,299 S	2/1960	Behr	
D194,556 S	2/1963	Ranck	
D200,735 S	3/1965	Mitchell	
D204,163 S	3/1966	Mitchell	
D204,564 S	4/1966	Carmichael	
D205,095 S	6/1966	Mitchell	
D212,393 S	10/1968	Maiese	
D217,521 S *	5/1970	Shores D28/41
3,526,449 A	9/1970	Bolle et al.	
3,531,189 A	9/1970	Petito	
3,774,998 A	11/1973	Kise	
D271,211 S	11/1983	Raicevic	
D328,752 S	8/1992	Blake	
5,331,356 A	7/1994	Chiou	
D366,273 S	1/1996	Rucker	

D388,114 S	12/1997	Ferro	
D394,872 S	6/1998	Atabeyki	
5,760,868 A	6/1998	Jannard et al.	
D402,302 S	12/1998	Ferro	
D406,857 S	3/1999	Silvestri	
5,969,788 A	10/1999	Largura	
D494,711 S *	8/2004	LeBow D28/41
D507,394 S *	7/2005	Moses D2/894

* cited by examiner

Primary Examiner—Raphael Barkai

(74) *Attorney, Agent, or Firm*—Fitch, Even, Tabin & Flannery

(57) **CLAIM**

I claim the ornamental design for a headband with glasses, as shown and described.

DESCRIPTION

FIG. 1 is a perspective view of a headband with glasses according to my new design;

FIG. 2 is a front elevational view of the headband with glasses of FIG. 1;

FIG. 3 is a top plan view of the headband with glasses of FIG. 1;

FIG. 4 is a left side elevational view of the headband with glasses of FIG. 1;

FIG. 5 is a right side elevational view of the headband with glasses of FIG. 1;

FIG. 6 is a bottom plan view of the headband with glasses of FIG. 1; and,

FIG. 7 is a rear elevational view of the headband with glasses of FIG. 1.

The broken lines shown in FIGS. 3, 6 and 7 are for illustrative purposes only and form no part of the claimed design.

1 Claim, 2 Drawing Sheets

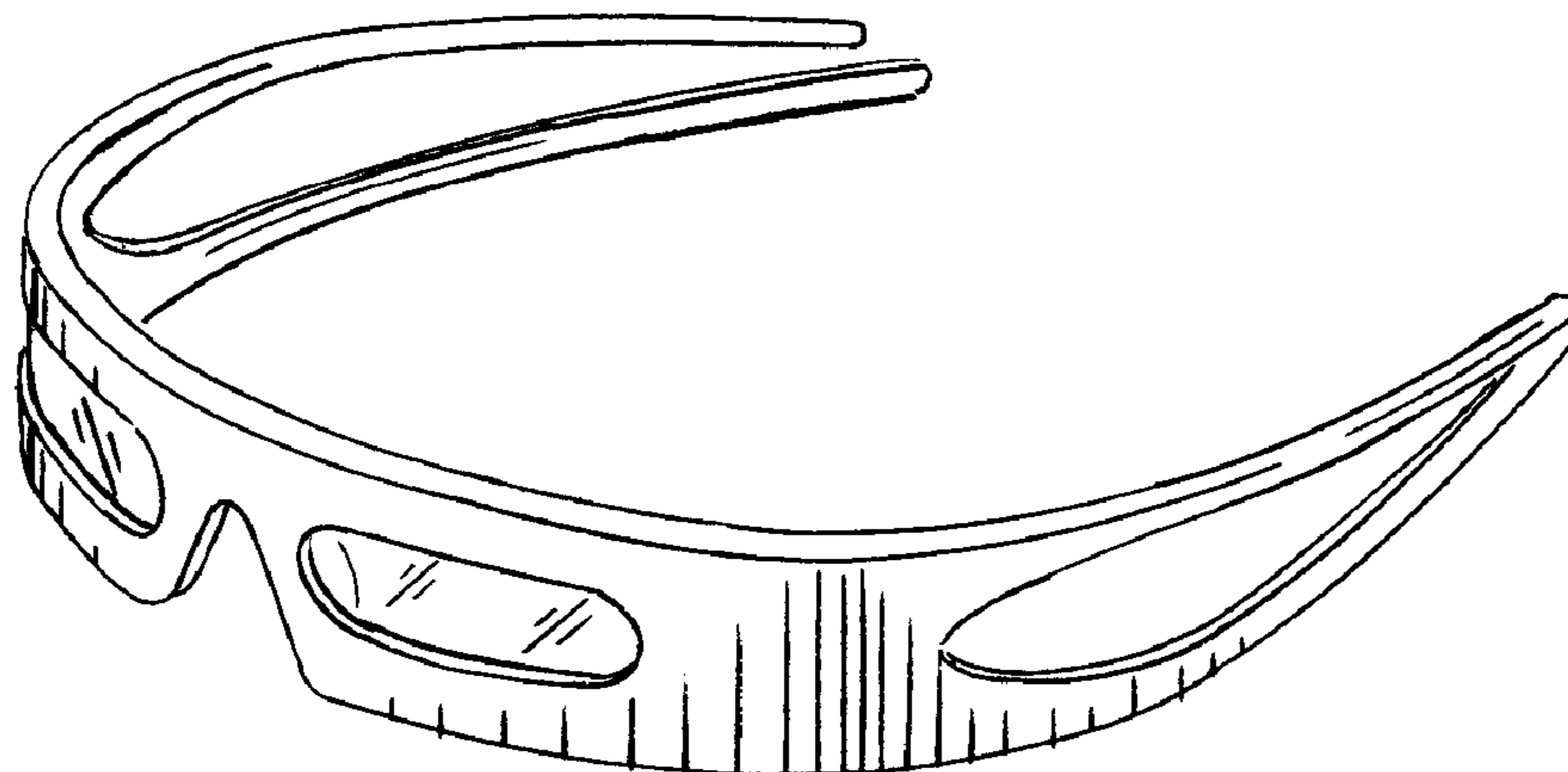


FIG. 1

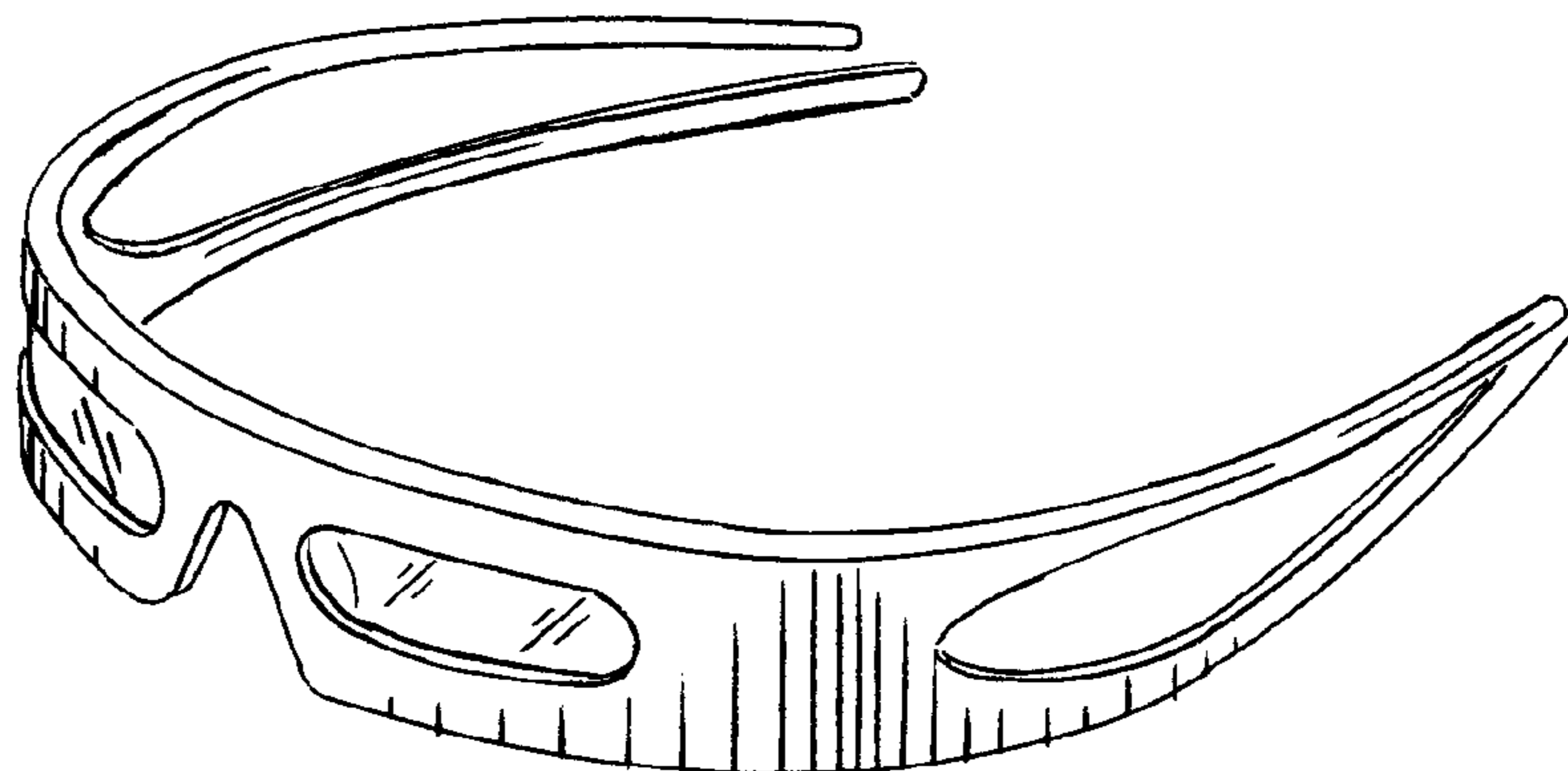


FIG. 2

FIG. 3

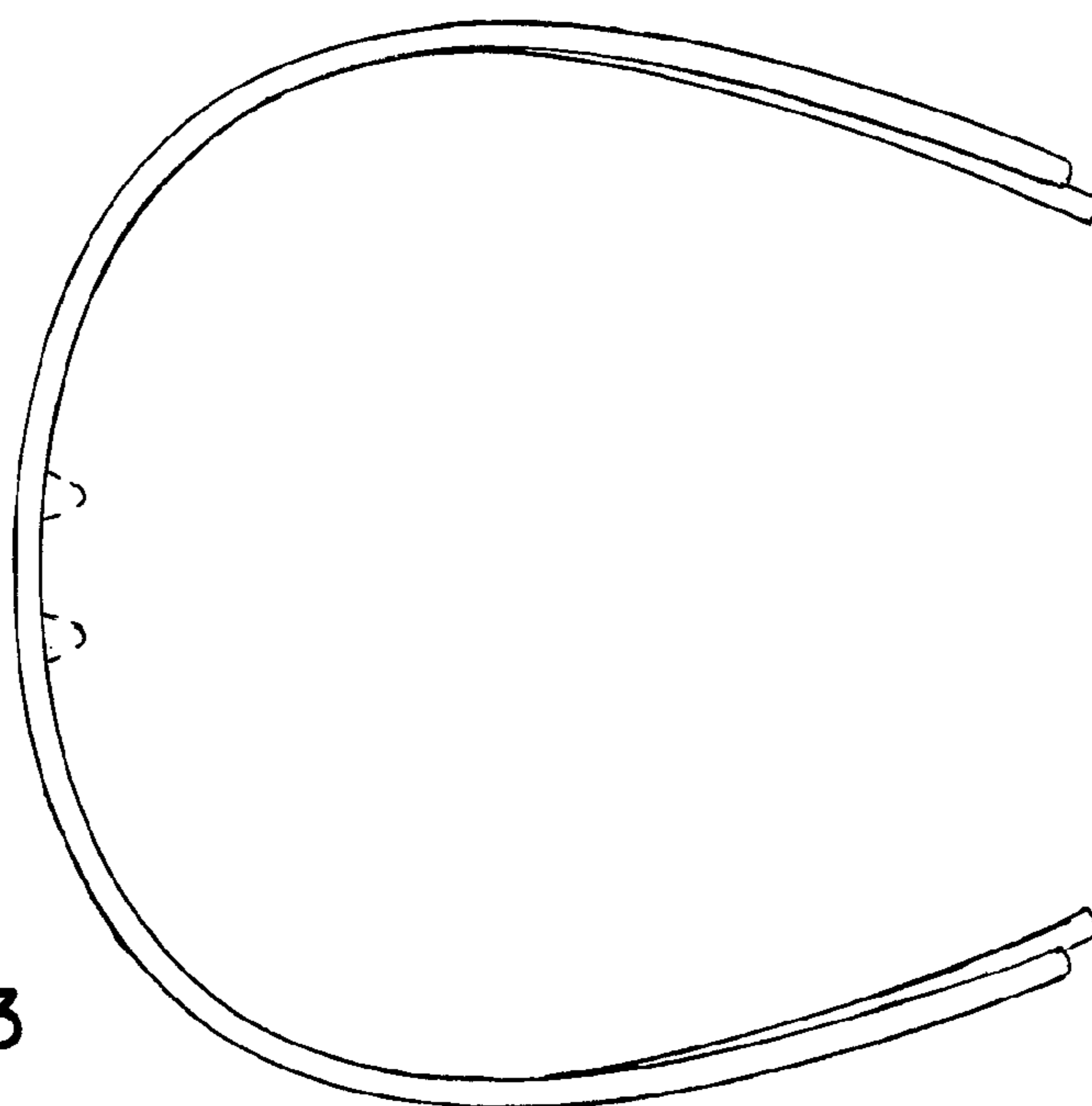


FIG. 4

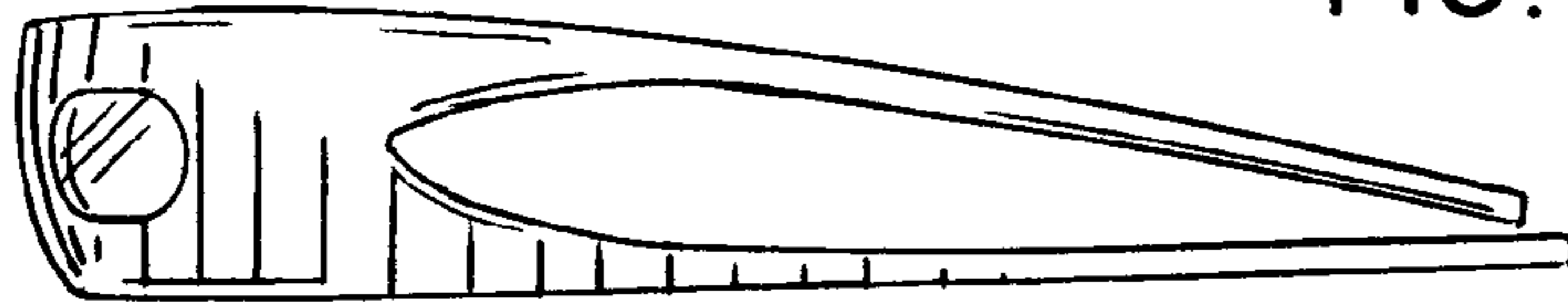


FIG. 5

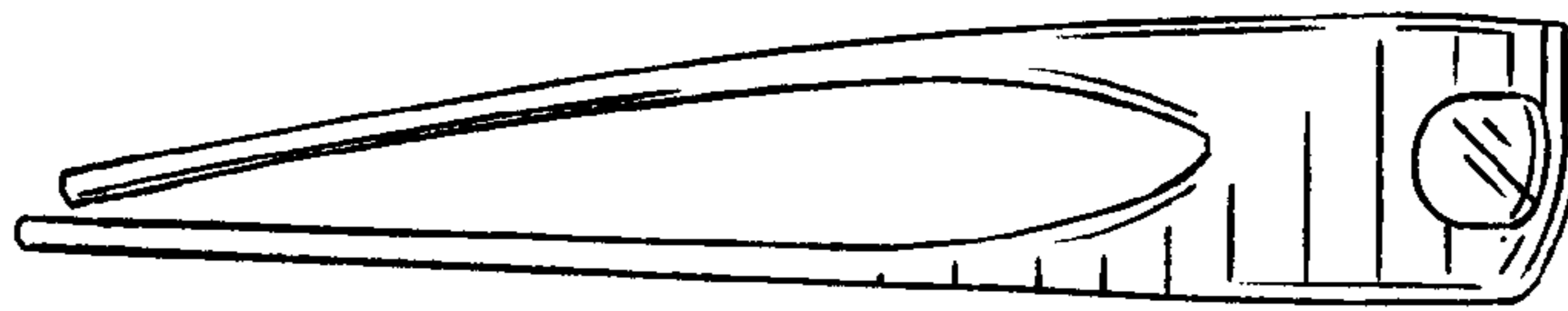


FIG. 6

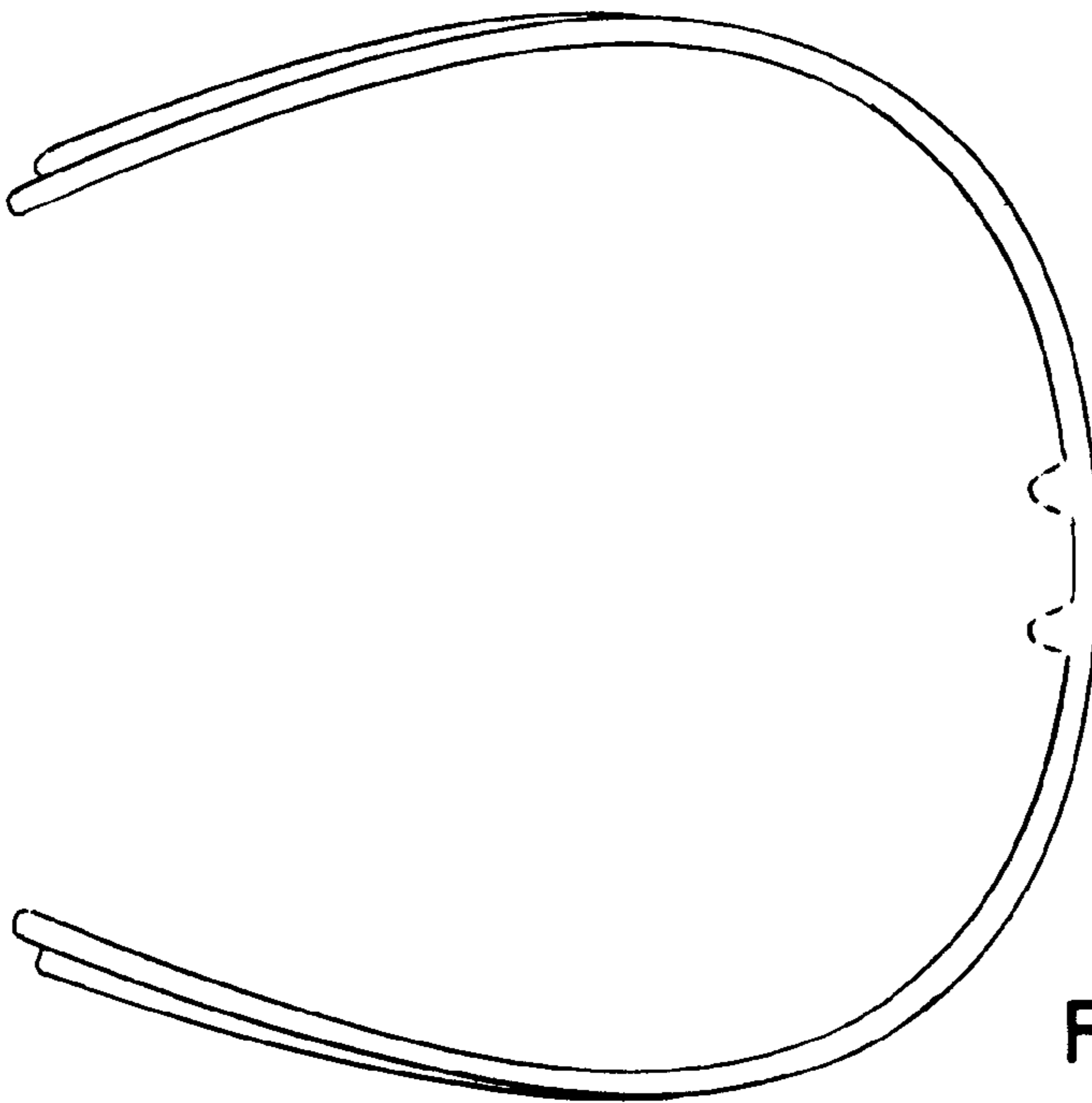


FIG. 7

