



US00D565632S

(12) **United States Design Patent**
Rupp

(10) **Patent No.:** **US D565,632 S**

(45) **Date of Patent:** **** Apr. 1, 2008**

(54) **ADJUSTABLE MOUNTING COLUMN**

(75) Inventor: **Greg Rupp**, Savage, MN (US)

(73) Assignee: **CSAV, Inc.**, Savage, MN (US)

(**) Term: **14 Years**

(21) Appl. No.: **29/259,360**

(22) Filed: **May 5, 2006**

(51) **LOC (8) Cl.** **16-05**

(52) **U.S. Cl.** **D16/242; D8/355**

(58) **Field of Classification Search** D8/349,
D8/354, 363, 371, 373, 380, 355; D14/238,
D14/224; D16/235-236, 242, 245, 250;
248/176.1, 177.1, 178.1, 187.1; 396/419,
396/428; 352/242-243

See application file for complete search history.

(56) **References Cited**

U.S. PATENT DOCUMENTS

2,809,559	A *	10/1957	Lauritsen	89/1,819
3,827,197	A *	8/1974	Adam	52/29
D256,661	S *	9/1980	Graham	D8/71
4,601,565	A *	7/1986	Fisher	396/419
4,964,606	A	10/1990	Beam et al.	
4,993,676	A	2/1991	Fitts et al.	
5,009,384	A	4/1991	Gerke et al.	
D345,905	S *	4/1994	Hallgren	D8/355
5,341,185	A *	8/1994	Nakatani	396/428
5,383,641	A	1/1995	Bergetz	
D361,587	S *	8/1995	Chapman	D16/242
5,490,655	A	2/1996	Bates	
5,551,658	A	9/1996	Dittmer	
5,621,846	A	4/1997	Smith et al.	
5,730,410	A	3/1998	Archambault et al.	
5,752,112	A *	5/1998	Paddock et al.	396/421
5,938,161	A	8/1999	Takeuchi et al.	
5,946,404	A	8/1999	Bakshi et al.	

6,020,917	A *	2/2000	Oravec et al.	348/77
6,042,068	A	3/2000	Tcherny	
6,485,144	B1 *	11/2002	Liao	352/243
6,527,238	B2	3/2003	Shental et al.	
6,540,366	B2 *	4/2003	Keenan et al.	353/79
6,708,940	B2	3/2004	Ligertwood	
D495,241	S *	8/2004	Ramirez et al.	D8/356
2003/0016183	A1 *	1/2003	Pyanowski et al.	343/878
2004/0041419	A1 *	3/2004	Dugan et al.	294/19.1
2004/0211872	A1	10/2004	Dittmer et al.	
2005/0001123	A1 *	1/2005	Cheatham et al.	248/298.1
2006/0284046	A1 *	12/2006	Umberg	248/317

OTHER PUBLICATIONS

Chief Manufacturing Inc., Full-Line Product Guide 2003, Presentation Support Solutions, Jan. 2003, 10 pages.

* cited by examiner

Primary Examiner—Ian Simmons

Assistant Examiner—Wan Laymon

(74) *Attorney, Agent, or Firm*—Patterson, Thuente, Skaar & Christensen, PA

(57) **CLAIM**

The ornamental design for an adjustable mounting column, as shown and described.

DESCRIPTION

FIG. 1 is a front elevation view of an adjustable mounting column;


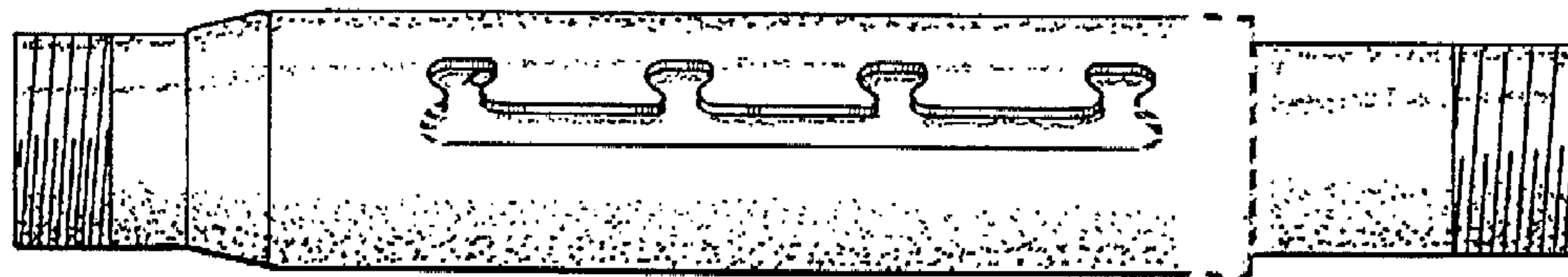
FIG. 2 is a rear elevation view of the adjustable mounting column depicted in FIG. 1;

FIG. 3 is a left end view thereof; and,

FIG. 4 is a right end view thereof.

The broken line depiction of the mounting structure is included for the purpose of illustrating environment and forms no part of the claimed design.

1 Claim, 1 Drawing Sheet



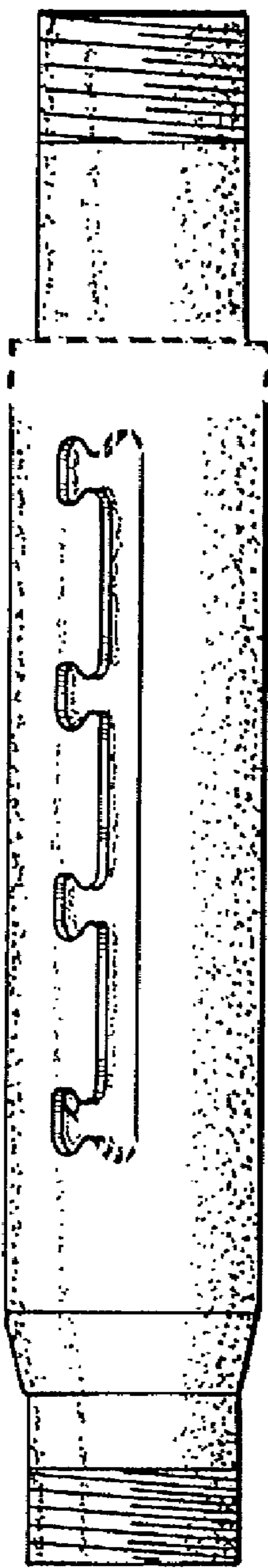


Fig. 1.

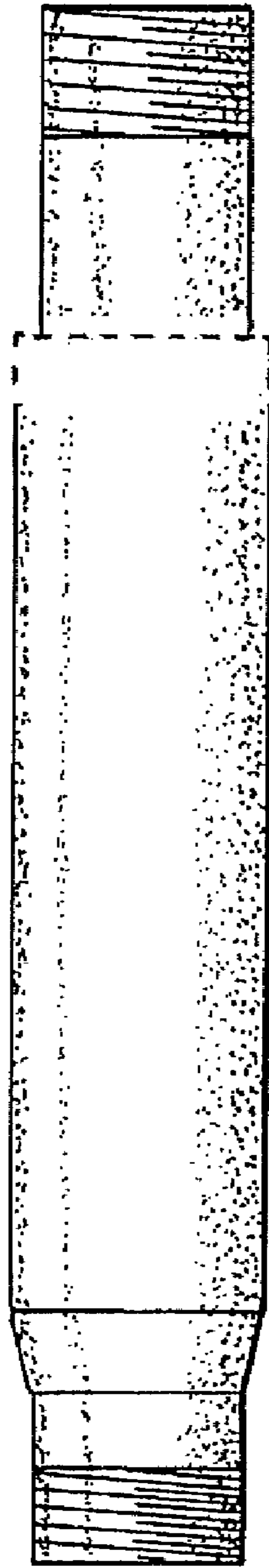


Fig. 2.

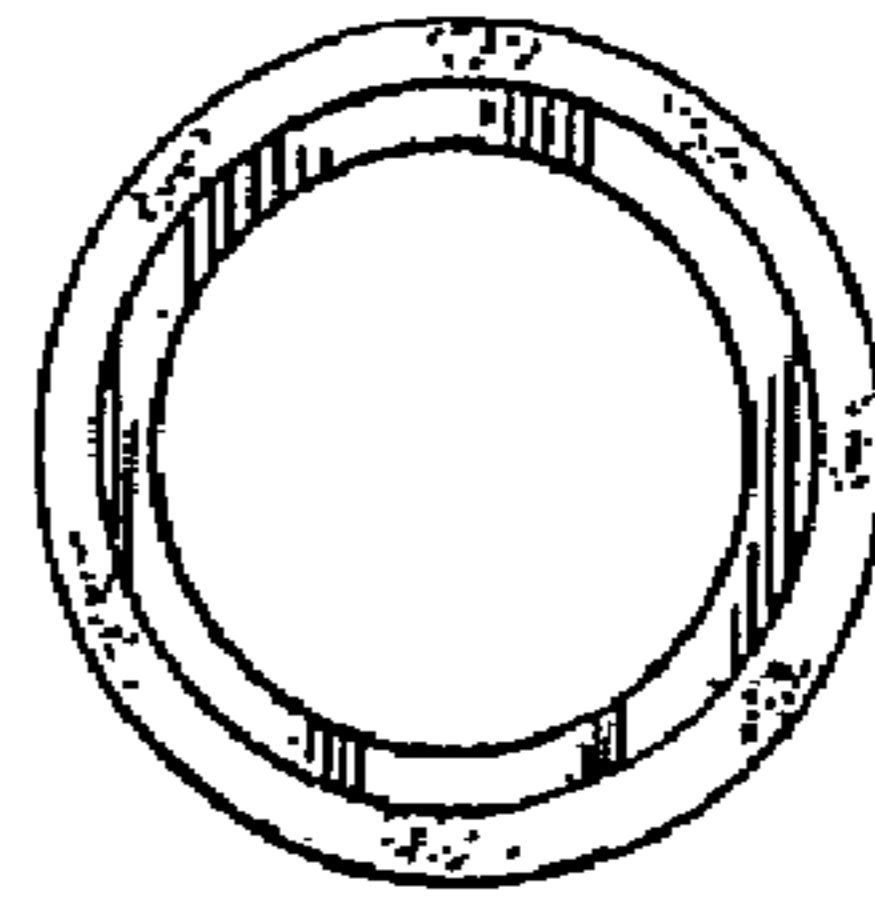


Fig. 3.

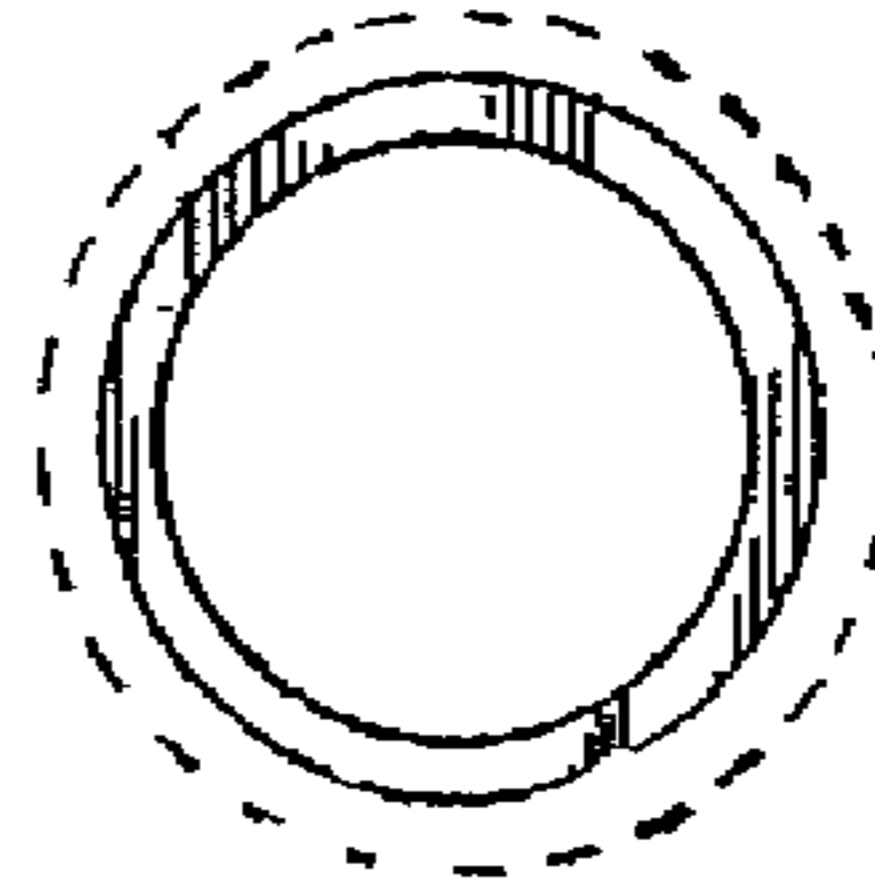


Fig. 4.