

US00D565612S

(12) **United States Design Patent**
Pinchot

(10) **Patent No.:** **US D565,612 S**

(45) **Date of Patent:** **** *Apr. 1, 2008**

(54) **EXTRUDER PLATE FOR GENERALLY TRIANGULAR SHAPED EXTRUDER INSERTS**

4,846,657 A * 7/1989 Chao 425/190
D344,325 S * 2/1994 Chalberg D23/261
D348,924 S * 7/1994 Merrett D23/261
5,882,782 A 3/1999 Tsubone
5,938,992 A 8/1999 Hamanaka et al.

(75) Inventor: **James M. Pinchot**, Parma, OH (US)

(73) Assignee: **JMP Industries, Inc.**, Parma, OH (US)

(*) Notice: This patent is subject to a terminal disclaimer.

(**) Term: **14 Years**

(21) Appl. No.: **29/285,109**

(22) Filed: **Mar. 21, 2007**

(51) **LOC (8) Cl.** **15-09**

(52) **U.S. Cl.** **D15/139**

(58) **Field of Classification Search** D7/368,
D7/387, 665, 672, 676, 677; D15/138, 139,
D15/199; D21/398, 401, 444, 468, 483,
D21/488, 501-503, 563, 680; 264/117.12,
264/209.1, 209.8; 366/76.1, 149; 425/190,
425/208, 380; D23/259-261

See application file for complete search history.

(56) **References Cited**

U.S. PATENT DOCUMENTS

3,303,247 A * 2/1967 Carter et al. 264/209.8
3,412,694 A * 11/1968 Hewett et al. 425/380
3,690,806 A * 9/1972 Kovacs 425/380
3,790,654 A * 2/1974 Bagley 264/209.1
3,911,070 A * 10/1975 Lundsager 264/209.1
3,933,965 A * 1/1976 Gallone et al. 264/209.1
D253,145 S * 10/1979 Adam D23/261
D253,146 S * 10/1979 Adam D23/261
4,293,357 A 10/1981 Higuchi et al.
4,354,820 A * 10/1982 Yamamoto et al. 264/209.8
D290,166 S * 6/1987 Jacuzzi D23/261
4,738,735 A 4/1988 Joncker et al.
4,747,986 A * 5/1988 Chao 264/209.8
4,767,309 A * 8/1988 Mizuno et al. 264/209.1
D299,522 S * 1/1989 Chalberg D23/261
4,812,276 A * 3/1989 Chao 264/209.8

(Continued)

FOREIGN PATENT DOCUMENTS

WO PCT/US06/005731 2/2006

(Continued)

OTHER PUBLICATIONS

U.S. Appl. No. 60/548,693, filed Feb. 27, 2004, Pinchot.

(Continued)

Primary Examiner—Sandra Snapp
Assistant Examiner—Patricia Palasik
(74) *Attorney, Agent, or Firm*—Fay Sharpe LLP; Brian E. Turung

(57) **CLAIM**

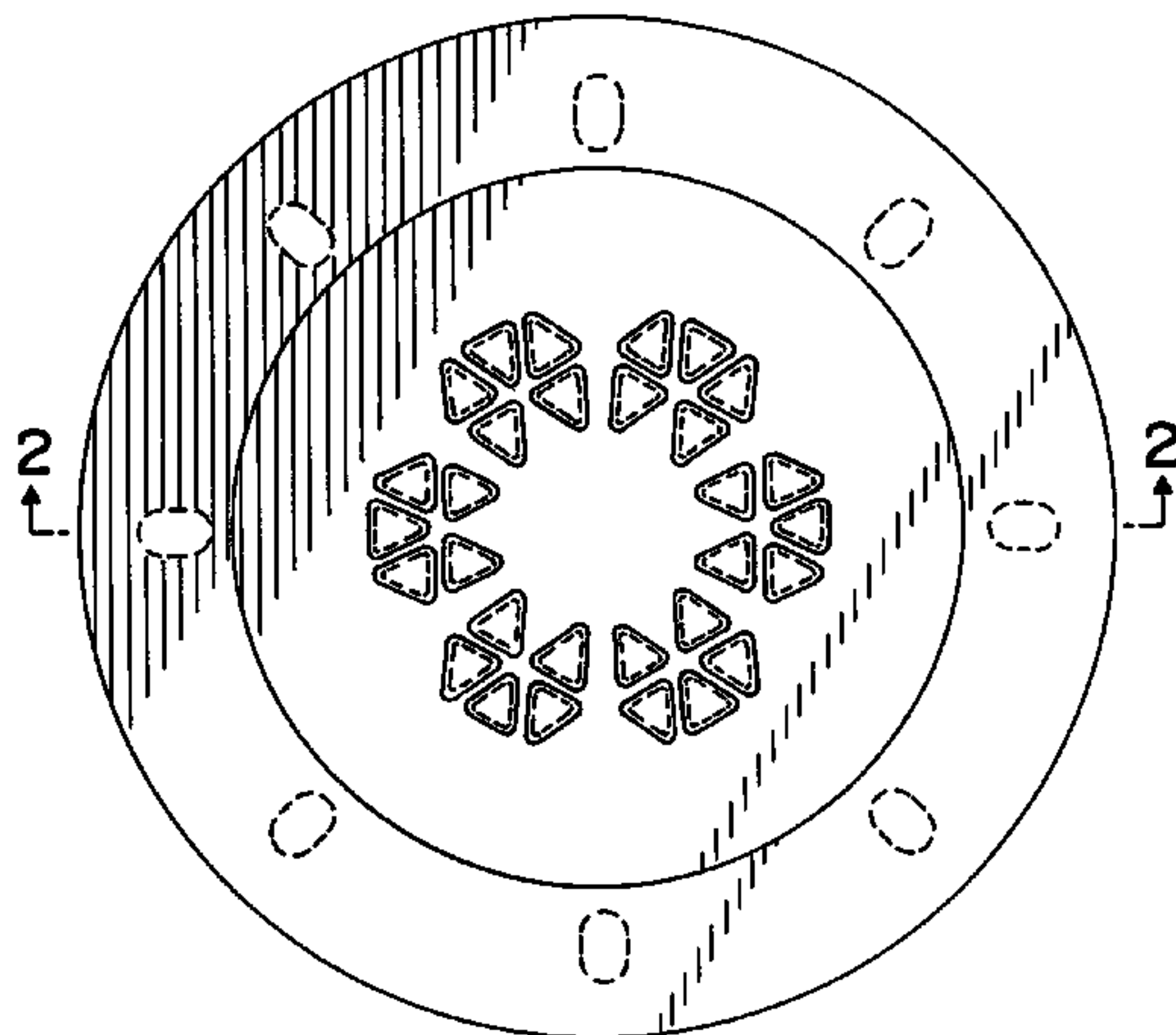
The ornamental design for an extruder plate for generally triangular shaped extruder inserts, as shown and described.

DESCRIPTION

FIG. 1 is a top plan view of an extruder plate for generally triangular shaped extruder inserts showing my new design; and,

FIG. 2 is a cross-sectional view along line 2—2 of FIG. 1. The broken line showing of the extruder plate for generally triangular shaped extruder inserts is included for the purpose of illustrating portions of the extruder plate for generally triangular shaped extruder inserts and forms no part of the claimed design. The broken diagonal lines indicate the section portion.

1 Claim, 1 Drawing Sheet



U.S. PATENT DOCUMENTS

5,972,254 A 10/1999 Sander
 D419,652 S * 1/2000 Hall et al. D23/259
 6,045,764 A 4/2000 Iizuka et al.
 6,156,698 A 12/2000 Iida et al.
 6,162,524 A 12/2000 Patchett et al.
 6,206,675 B1 3/2001 BeVier
 D442,612 S 5/2001 Pinchot
 D444,487 S 7/2001 Pinchot
 D446,794 S 8/2001 Pinchot
 D450,732 S 11/2001 Pinchot
 D452,257 S 12/2001 Pinchot
 6,345,972 B1 * 2/2002 Guillemette 425/380
 6,413,595 B1 * 7/2002 Schirmer 264/172.15
 D463,851 S * 10/2002 Eastman D23/260
 D469,116 S 1/2003 Pinchot
 D469,117 S 1/2003 Pinchot
 D469,452 S 1/2003 Pinchot
 D469,453 S 1/2003 Pinchot
 D469,454 S 1/2003 Pinchot
 D470,869 S 2/2003 Pinchot
 D470,870 S 2/2003 Pinchot
 D472,252 S 3/2003 Pinchot
 D485,286 S 1/2004 Pinchot
 D494,198 S 8/2004 Pinchot
 D496,377 S 9/2004 Pinchot
 D497,376 S 10/2004 Pinchot
 D523,452 S 6/2006 Pinchot
 D531,197 S 10/2006 Pinchot
 D534,562 S 1/2007 Pinchot
 2001/0008642 A1 7/2001 Meyer
 2004/0022886 A1 2/2004 Sagar

FOREIGN PATENT DOCUMENTS

WO PCT/US07/000300 1/2007

OTHER PUBLICATIONS

U.S. Appl. No. 11/062,220, filed Feb. 18, 2005, Pinchot.
 U.S. Appl. No. 29/242,613, filed Nov. 10, 2005, Pinchot.

U.S. Appl. No. 29/242,779, filed Nov. 15, 2005, Pinchot.
 U.S. Appl. No. 29/242,881, filed Nov. 15, 2005, Pinchot.
 U.S. Appl. No. 29/263,182, filed Jul. 14, 2006, Pinchot.
 U.S. Appl. No. 29/263,183, filed Jul. 14, 2006, Pinchot.
 U.S. Appl. No. 29/263,184, filed Jul. 14, 2006, Pinchot.
 U.S. Appl. No. 29/263,185, filed Jul. 14, 2006, Pinchot.
 U.S. Appl. No. 29/263,364, filed Jul. 14, 2006, Pinchot.
 U.S. Appl. No. 11/651,063, filed Jan. 8, 1007, Pinchot.
 U.S. Appl. No. 29/272,847, filed Feb. 20, 2007, Pinchot.
 U.S. Appl. No. 29/285,075, filed Mar. 21, 2007, Pinchot.
 U.S. Appl. No. 29/285,076, filed Mar. 21, 2007, Pinchot.
 U.S. Appl. No. 29/285,077, filed Mar. 21, 2007, Pinchot.
 U.S. Appl. No. 29/285,078, filed Mar. 21, 2007, Pinchot.
 U.S. Appl. No. 29/285,079, filed Mar. 21, 2007, Pinchot.
 U.S. Appl. No. 29/285,080, filed Mar. 21, 2007, Pinchot.
 U.S. Appl. No. 29/285,081, filed Mar. 21, 2007, Pinchot.
 U.S. Appl. No. 29/285,082, filed Mar. 21, 2007, Pinchot.
 U.S. Appl. No. 29/285,083, filed Mar. 21, 2007, Pinchot.
 U.S. Appl. No. 29/285,084, filed Mar. 21, 2007, Pinchot.
 U.S. Appl. No. 29/295,092, filed Mar. 21, 2007, Pinchot.
 U.S. Appl. No. 29/285,094, filed Mar. 21, 2007, Pinchot.
 U.S. Appl. No. 29/285,095, filed Mar. 21, 2007, Pinchot.
 U.S. Appl. No. 29/285,096, filed Mar. 21, 2007, Pinchot.
 U.S. Appl. No. 29/285,098, filed Mar. 21, 2007, Pinchot.
 U.S. Appl. No. 29/285,099, filed Mar. 21, 2007, Pinchot.
 U.S. Appl. No. 29/285,100, filed Mar. 21, 2007, Pinchot.
 U.S. Appl. No. 29/285,108, filed Mar. 21, 2007, Pinchot.
 U.S. Appl. No. 29/285,101, filed Mar. 21, 2007, Pinchot.
 U.S. Appl. No. 29/285,109, filed Mar. 21, 2007, Pinchot.
 U.S. Appl. No. 29/285,110, filed Mar. 21, 2007, Pinchot.
 U.S. Appl. No. 29/285,111, filed Mar. 21, 2007, Pinchot.
 U.S. Appl. No. 29/285,112, filed Mar. 21, 2007, Pinchot.
 U.S. Appl. No. 29/285,115, filed Mar. 21, 2007, Pinchot.
 U.S. Appl. No. 29/285,116, filed Mar. 21, 2007, Pinchot.
 U.S. Appl. No. 29/285,127, filed Mar. 21, 2007, Pinchot.
 U.S. Appl. No. 29/285,128, filed Mar. 21, 2007, Pinchot.
 U.S. Appl. No. 29/285,130, filed Mar. 21, 2007, Pinchot.
 U.S. Appl. No. 29/285,131, filed Mar. 21, 2007, Pinchot.

* cited by examiner

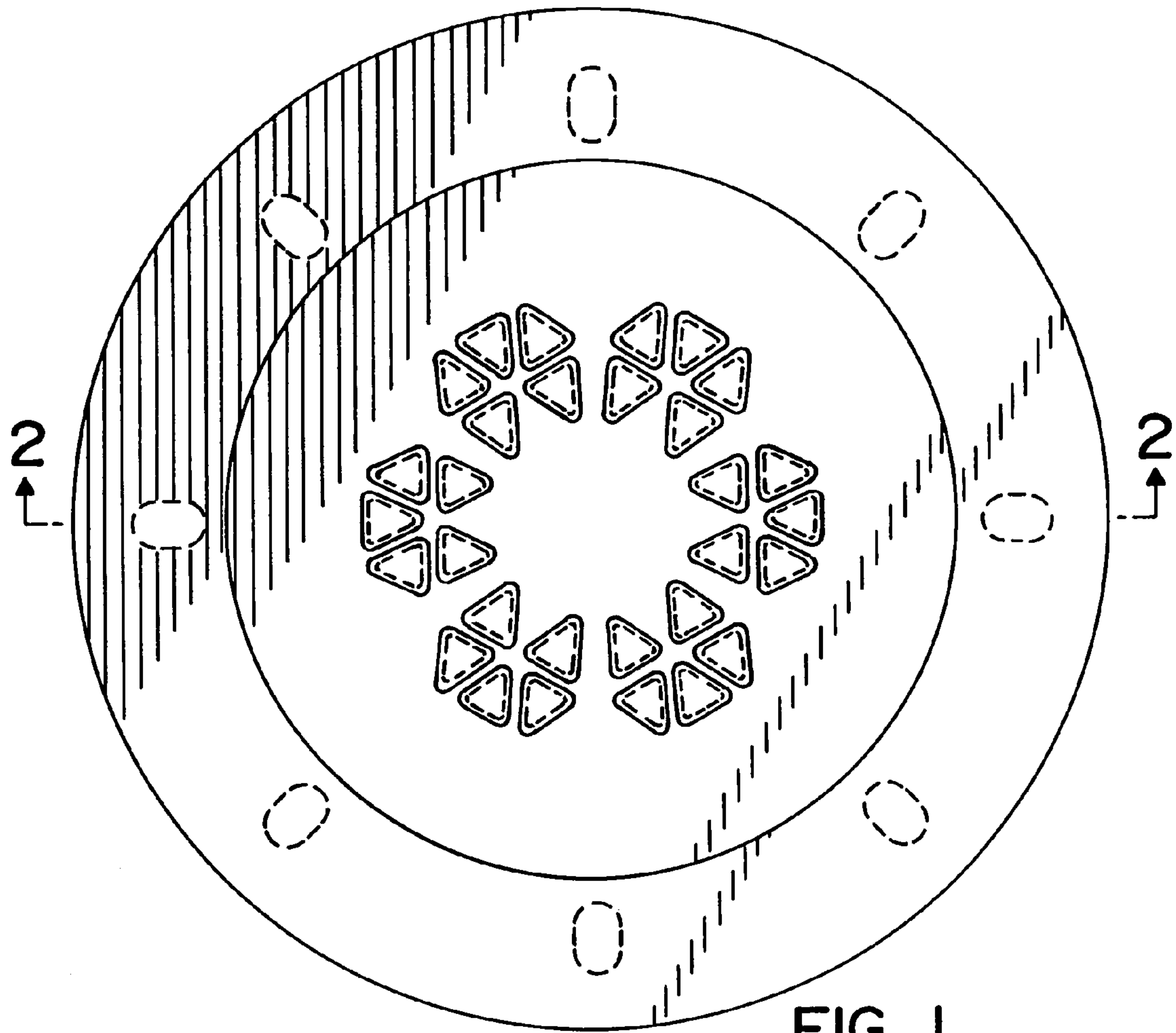


FIG. 1

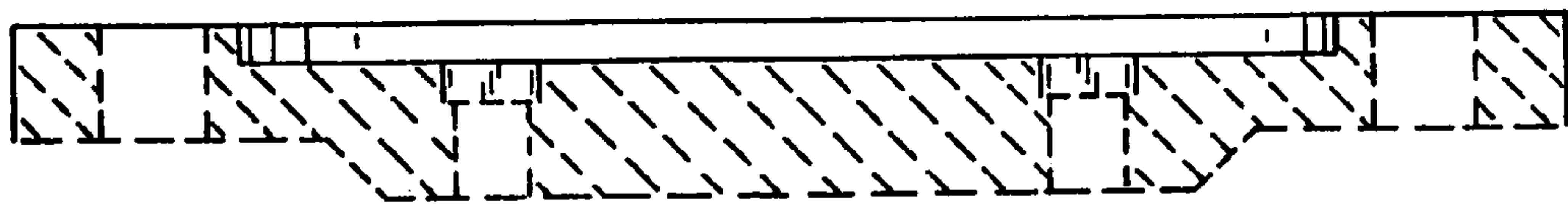


FIG. 2