

US00D565598S

(12) **United States Design Patent**
Park

(10) **Patent No.:** **US D565,598 S**

(45) **Date of Patent:** **** Apr. 1, 2008**

(54) **MP3 PLAYER**

(75) Inventor: **Sung-Won Park**, Seoul (KR)

(73) Assignee: **Samsung Electronics Co., Ltd.**,
Suwon-Si (KR)

(**) Term: **14 Years**

(21) Appl. No.: **29/287,360**

(22) Filed: **Jul. 30, 2007**

(51) **LOC (8) Cl.** **14-03**

(52) **U.S. Cl.** **D14/496**

(58) **Field of Classification Search** D14/496,
D14/401, 435, 474, 483, 217, 137, 138, 160,
D14/168; 345/156, 169, 173-179, 905; 715/727-729,
715/864; 455/11.1, 7, 73, 344-347, 93, 95;
370/342-344; 369/1, 2, 6, 12; 463/43-47;
273/148 B

See application file for complete search history.

(56) **References Cited**

U.S. PATENT DOCUMENTS

6,122,526	A *	9/2000	Parulski et al.	455/556.1
6,769,603	B2 *	8/2004	Nagai et al.	235/375
D504,442	S *	4/2005	Kim	D14/496
D511,347	S *	11/2005	Naruki	D14/496
D511,512	S *	11/2005	Yang	D14/156
6,977,675	B2 *	12/2005	Kotzin	348/208.2
D514,590	S *	2/2006	Naruki	D14/496

D533,876	S *	12/2006	Kim	D14/496
D534,922	S *	1/2007	Liang et al.	D14/496
7,203,529	B2 *	4/2007	Kim et al.	455/575.1
D541,812	S *	5/2007	Wang	D14/496
D547,331	S *	7/2007	Jung et al.	D14/496
D554,149	S *	10/2007	Kim	D14/496

* cited by examiner

Primary Examiner—Prabhakar Deshmukh

(74) *Attorney, Agent, or Firm*—Staas & Halsey LLP

(57) **CLAIM**

The ornamental design for an MP3 player, as shown and described.

DESCRIPTION

FIG. 1 is a perspective view of an MP3 player according to my new design;

FIG. 2 is a front elevational view thereof;

FIG. 3 is a rear elevational view thereof;

FIG. 4 is a left side elevational view thereof;

FIG. 5 is a right side elevational view thereof;

FIG. 6 is a top plan view thereof;

FIG. 7 is a bottom plan view thereof; and,

FIG. 8 is a perspective view of the MP3 player according to my new design showing that the function keys of the MP3 player are displayed brightly as the MP3 player is turned on.

1 Claim, 8 Drawing Sheets

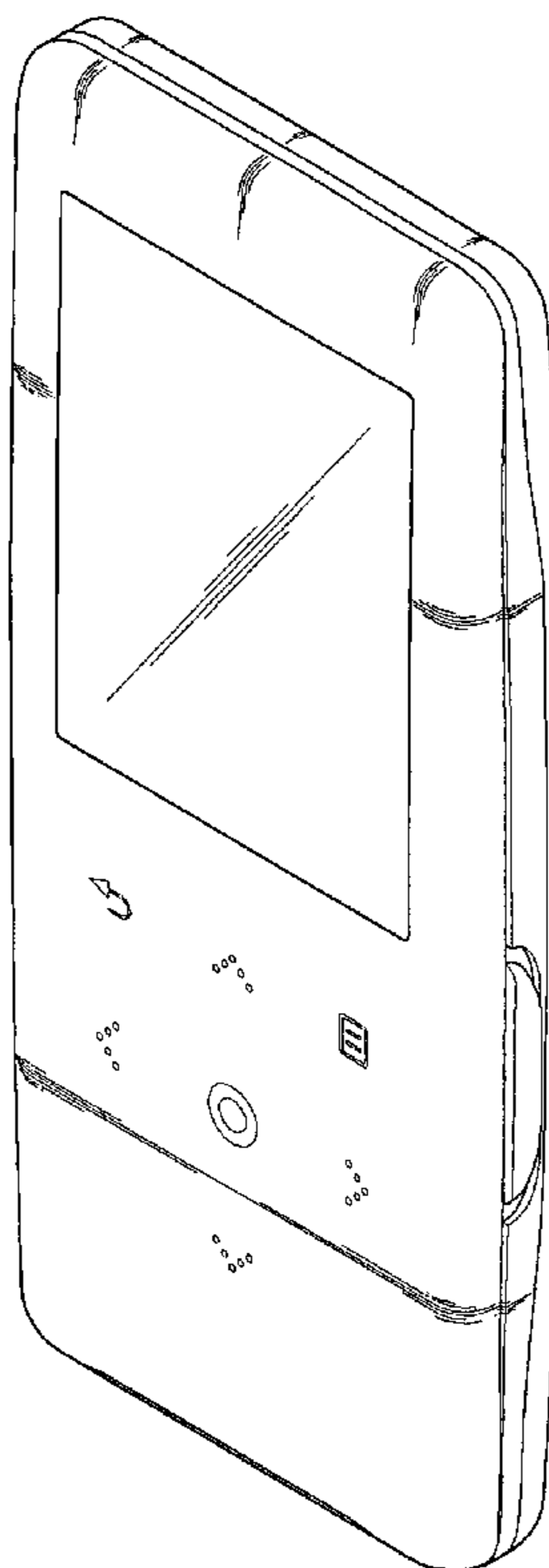


FIG. 1

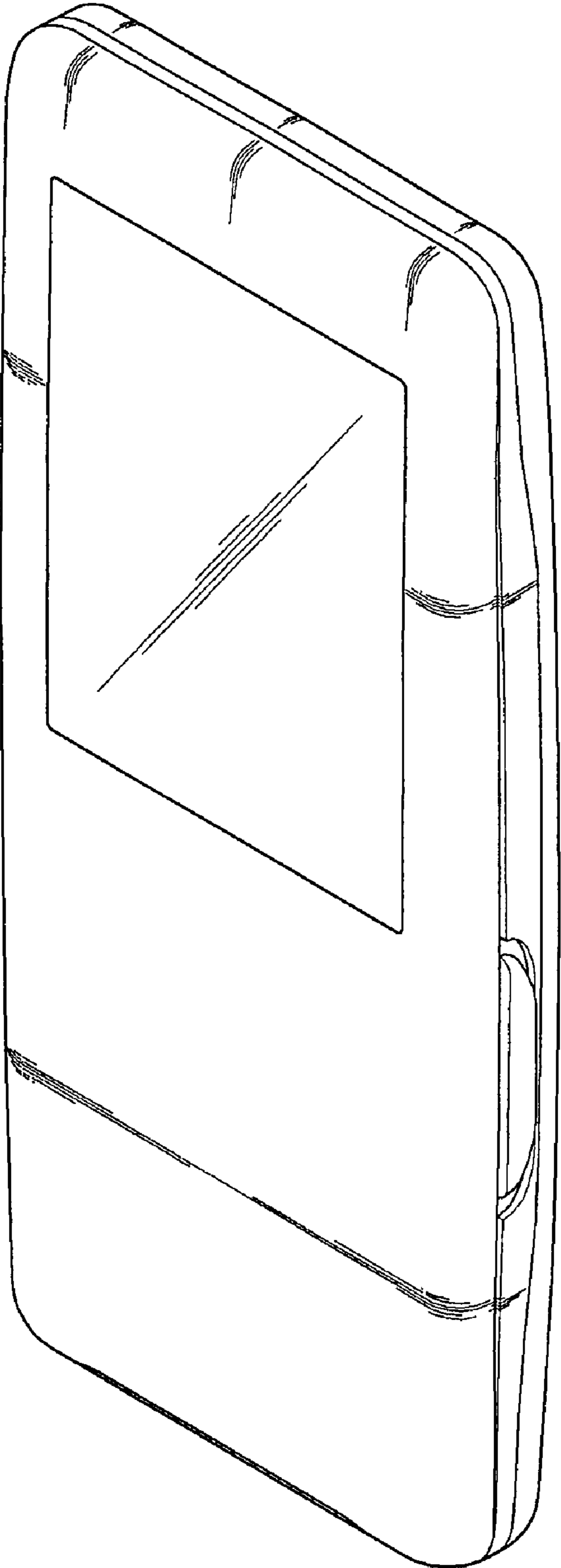


FIG. 2

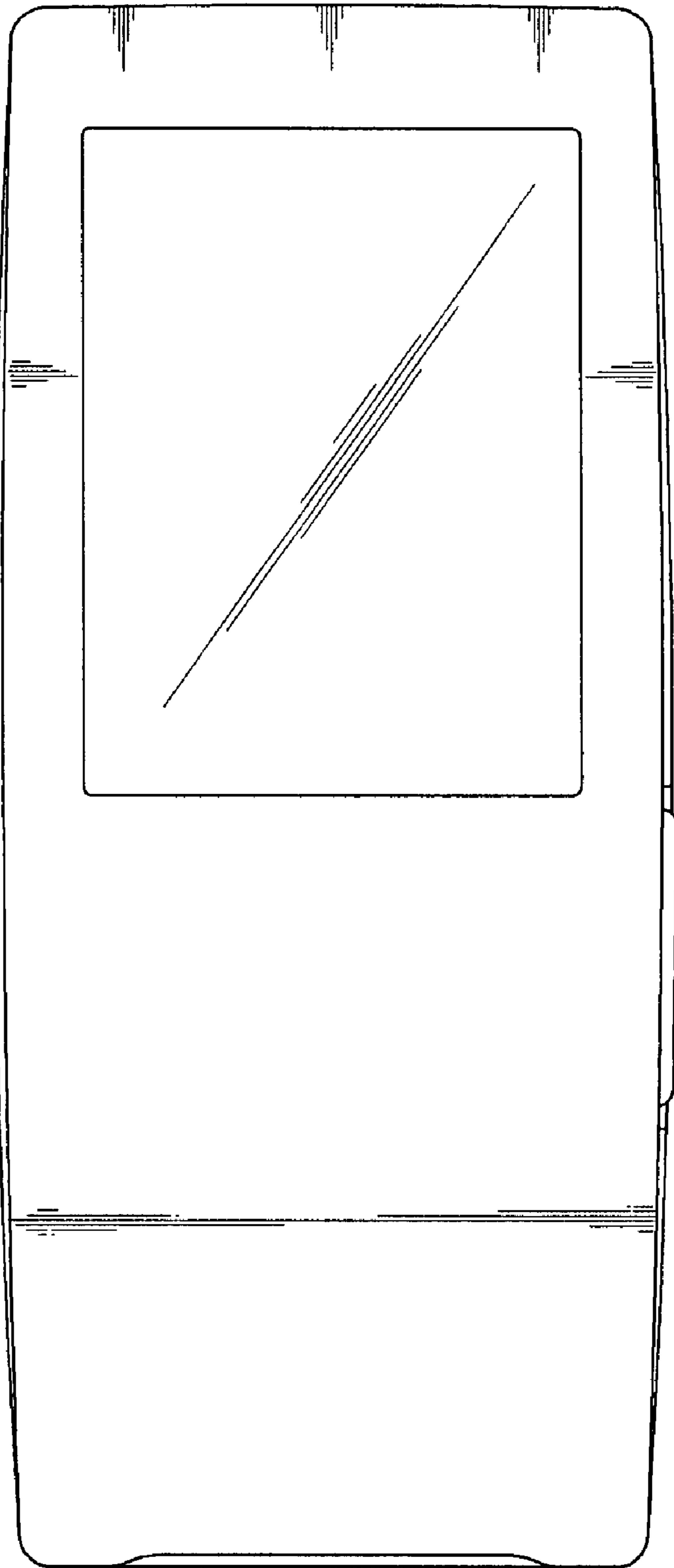


FIG. 3




FIG. 4



FIG. 5




FIG. 6

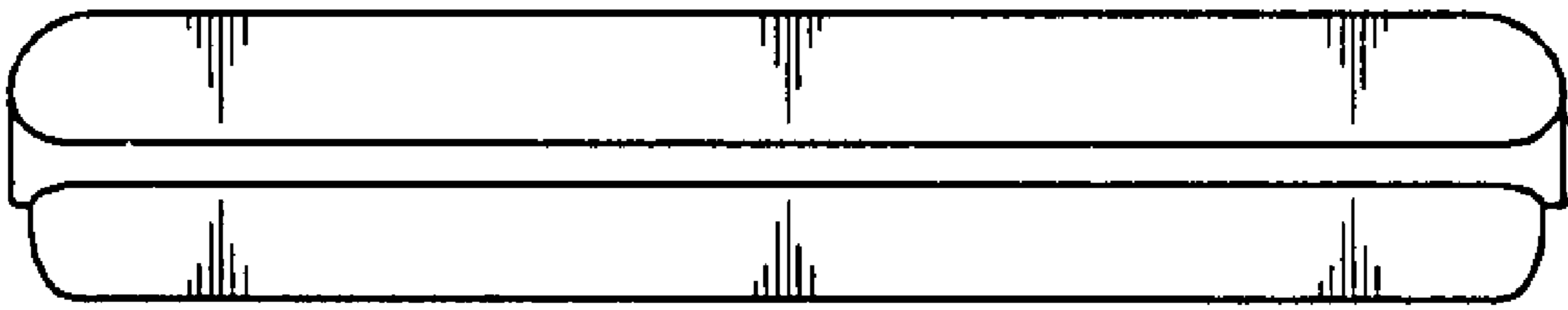


FIG. 7




FIG. 8

