



US00D565595S

(12) **United States Design Patent**
Endo et al.

(10) **Patent No.:** **US D565,595 S**

(45) **Date of Patent:** **** Apr. 1, 2008**

(54) **DEVICE FOR MANIPULATING SOUNDS AND IMAGES**

(75) Inventors: **Yasuhiro Endo**, Yokohama (JP);
Kazuhiro Onizuka, Machida (JP);
Yasuhiro Kiyohara, Machida (JP)

(73) Assignee: **D&M Holdings, Inc.**, Kanagawa (JP)

(**) Term: **14 Years**

(21) Appl. No.: **29/283,480**

(22) Filed: **Aug. 15, 2007**

(30) **Foreign Application Priority Data**

Feb. 19, 2007 (JP) 2007-003901

(51) **LOC (8) Cl.** **14-03**

(52) **U.S. Cl.** **D14/496**

(58) **Field of Classification Search** D14/496,
D14/401, 435, 474, 483, 217, 137, 138, 160,
D14/168; 345/156, 169, 173-179, 905; 715/727-729,
715/864; 455/11.1, 7, 73, 344-347, 93, 95;
370/342-344; 369/1, 2, 6, 12; 463/43-47;
273/148 B

See application file for complete search history.

(56) **References Cited**

U.S. PATENT DOCUMENTS

5,848,042 A * 12/1998 Takahashi et al. 720/647
5,852,594 A * 12/1998 Kaise et al. 720/647
D403,668 S * 1/1999 Parent D14/356
D404,031 S * 1/1999 Uchiyama D14/156
5,859,828 A * 1/1999 Ishibashi 720/655

D425,033 S * 5/2000 Hibino D14/357
D436,093 S * 1/2001 Okada et al. D14/168
6,801,708 B1 * 10/2004 Takahashi et al. 386/52
D538,777 S * 3/2007 Takita et al. D14/156
7,228,429 B2 * 6/2007 Monroe 713/182
D553,641 S * 10/2007 Williamson et al. D14/496

* cited by examiner

Primary Examiner—Prabhakar Deshmukh

(74) *Attorney, Agent, or Firm*—Peter A. Nieves; Sheehan,
Phinney, Bass + Green, P.A.

(57) **CLAIM**

We claim the ornamental design for a device for manipulating sounds and images, as shown and described.

DESCRIPTION

FIG. 1 is a top view of the device for manipulating sounds and images of the present invention;

FIG. 2 is a bottom view of the device for manipulating sounds and images;

FIG. 3 is a front view of the device for manipulating sounds and images;

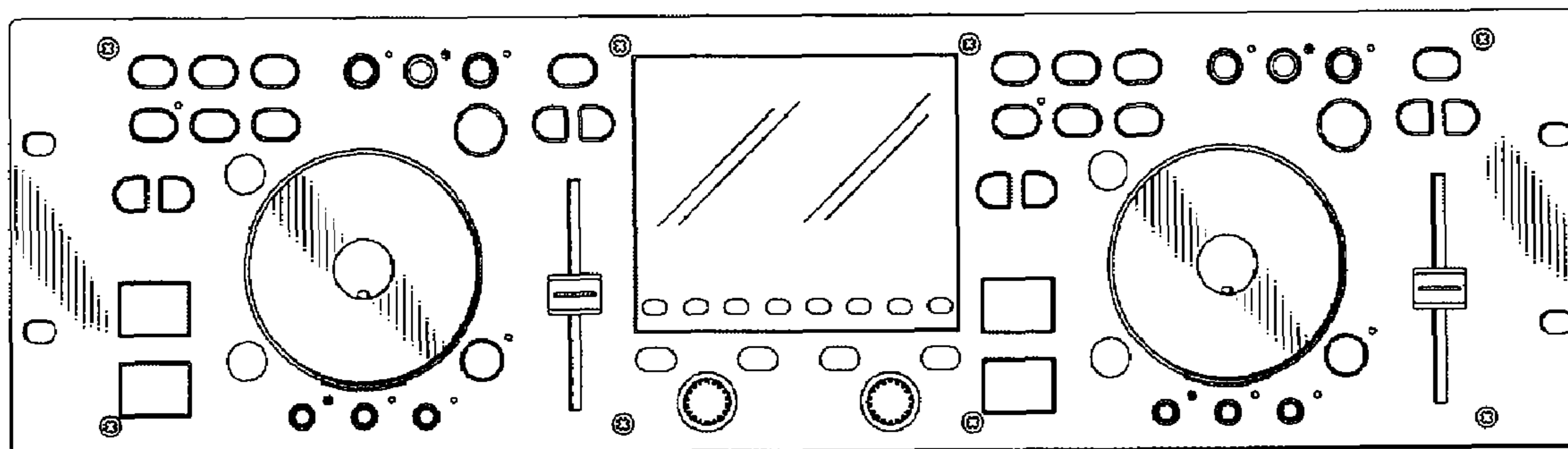
FIG. 4 is a back view of the device for manipulating sounds and images;

FIG. 5 is a left side view of the device for manipulating sounds and images; and,

FIG. 6 is a right side view of the device for manipulating sounds and images.

The broken lines environmental are for illustrative purpose only and form no part of the claimed design.

1 Claim, 3 Drawing Sheets



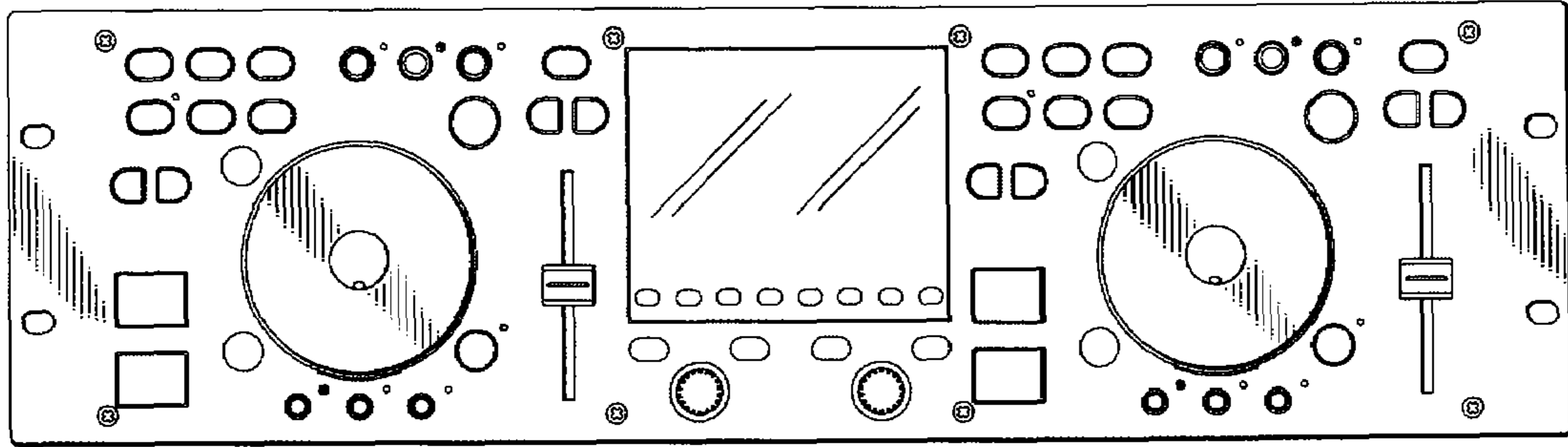


FIG. 1

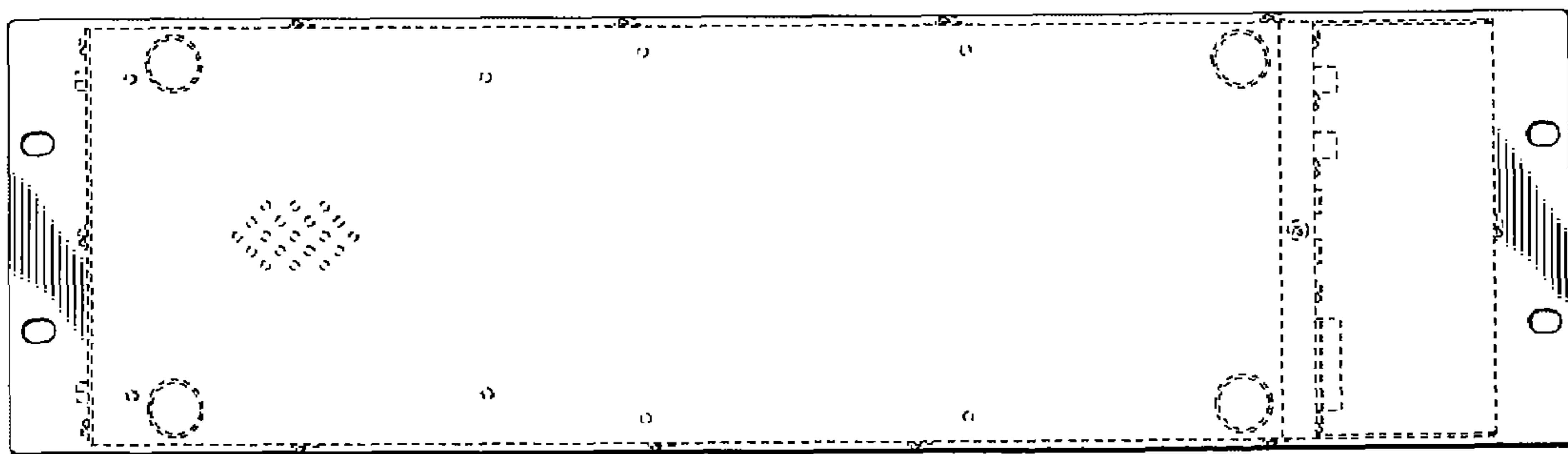


FIG. 2

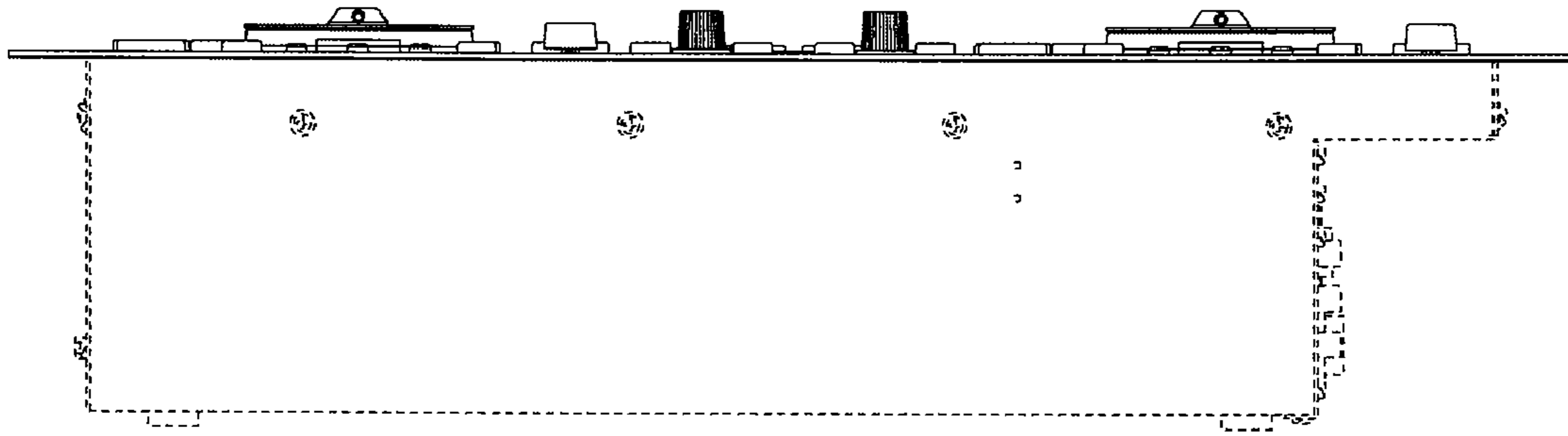


FIG. 3

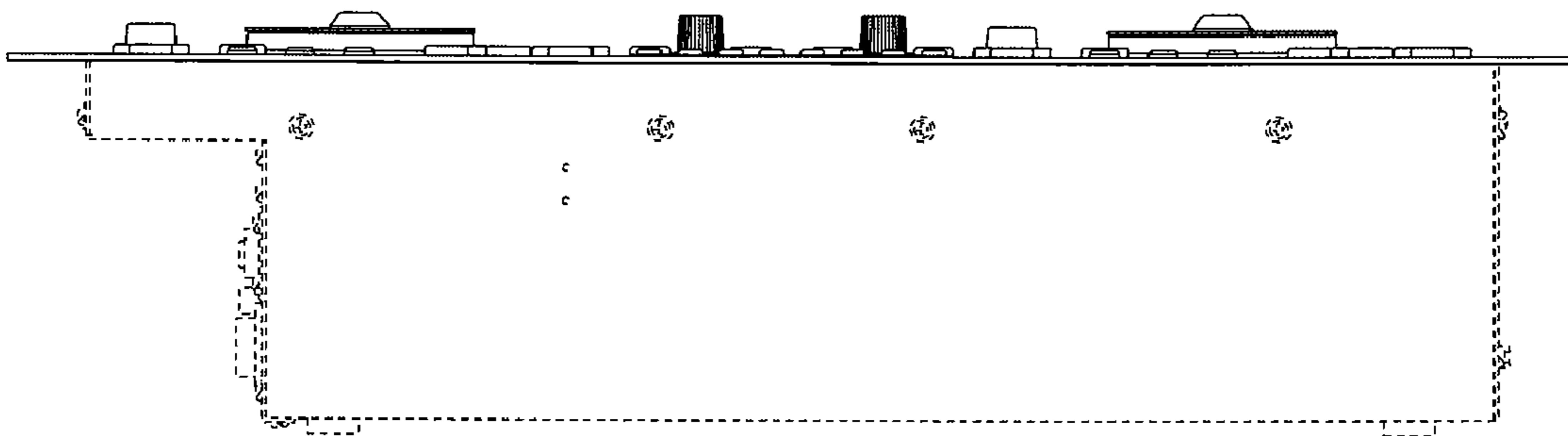


FIG. 4

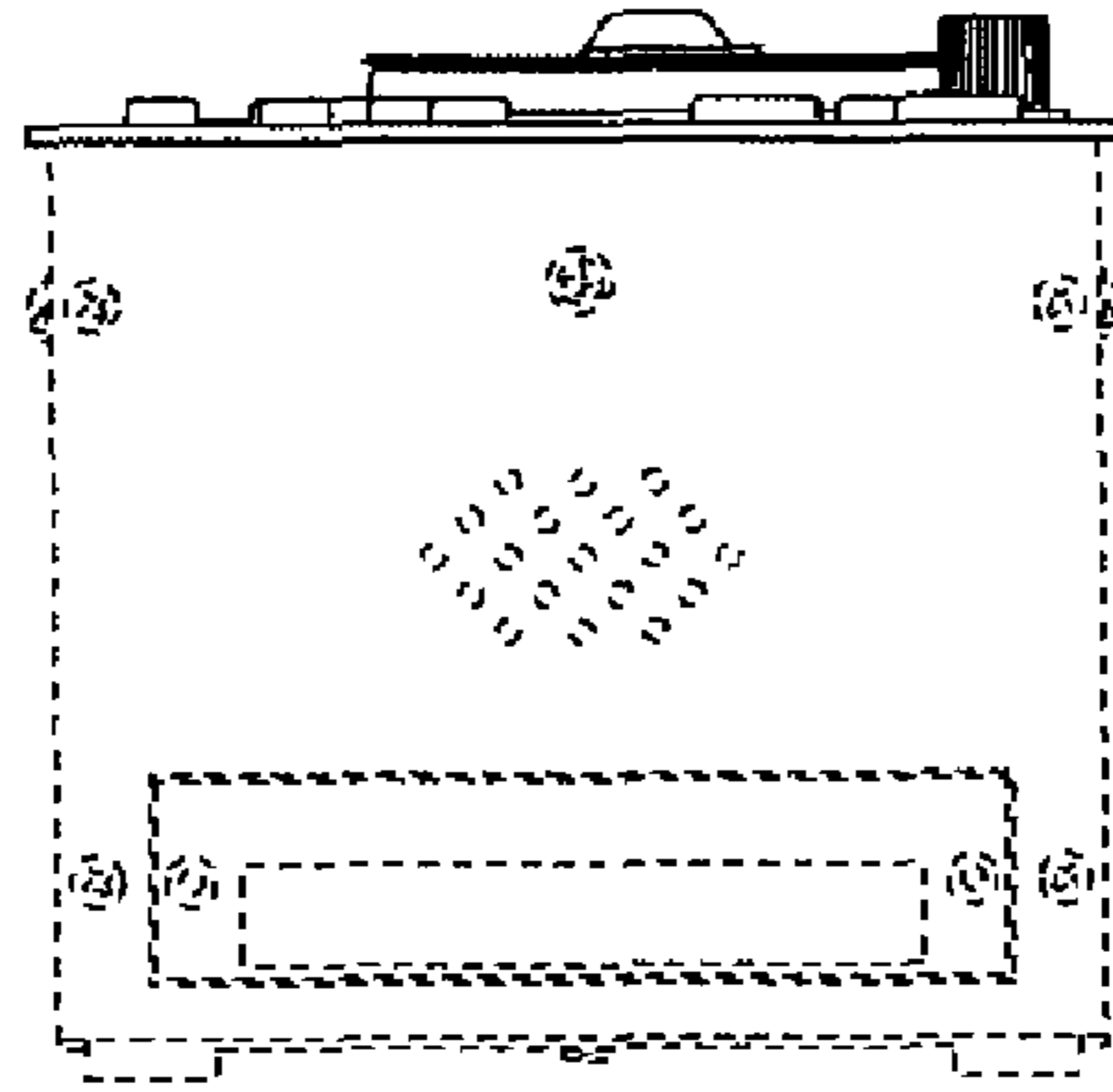


FIG. 5

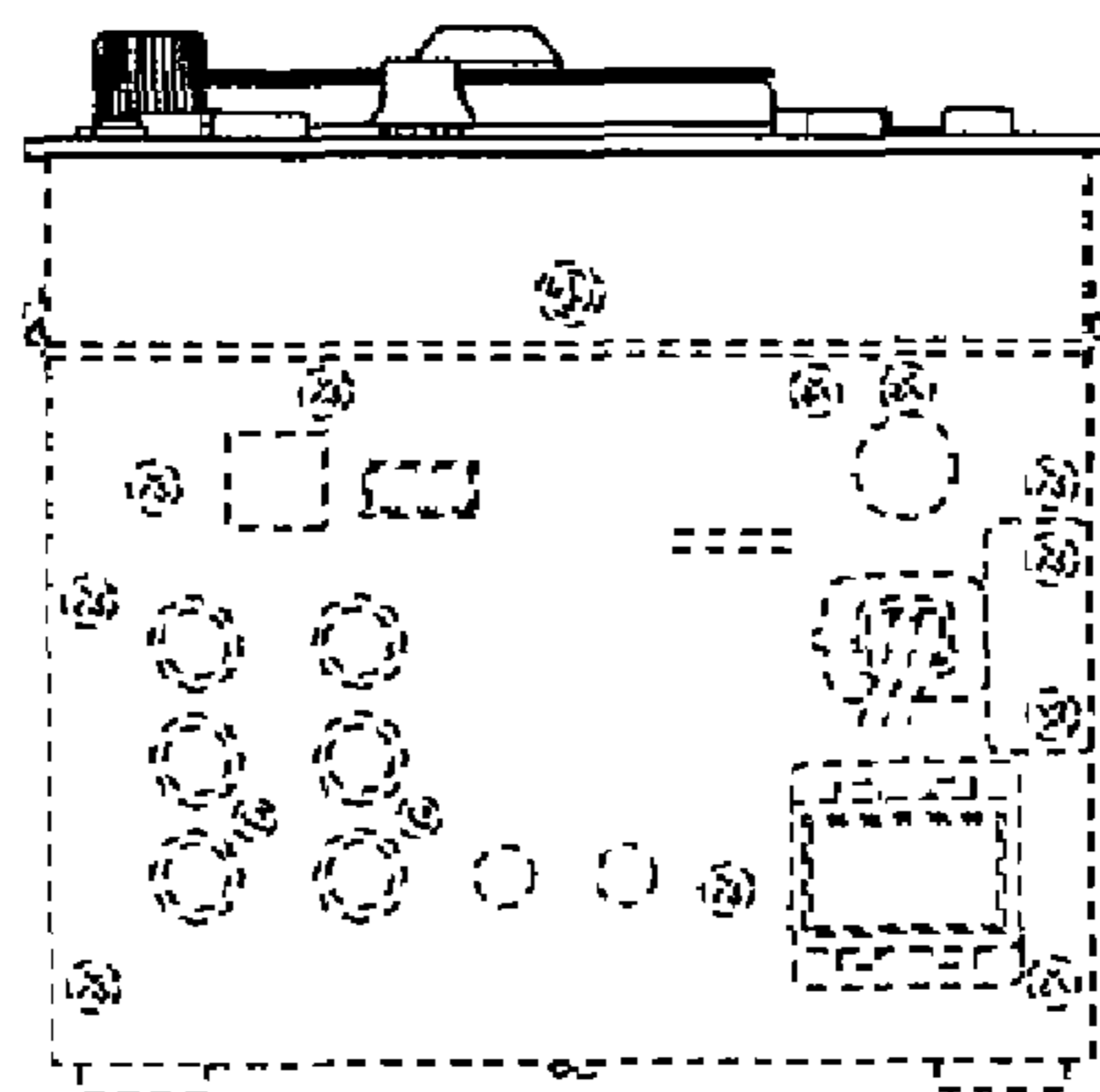


FIG. 6