



US00D565579S

(12) **United States Design Patent**
Gunn et al.

(10) **Patent No.:** **US D565,579 S**

(45) **Date of Patent:** **** Apr. 1, 2008**

(54) **PORTION OF A DISPLAY SCREEN WITH AN ANIMATED IMAGE**

2006/0107232 A1* 5/2006 Salt et al. 715/810
2006/0221076 A1* 10/2006 Takahashi et al. 345/427
2007/0018980 A1* 1/2007 Berteig et al. 345/426

(75) Inventors: **Ryan Gunn**, Bellevue, WA (US);
Russell E. Glaser, Woodinville, WA
(US); **Richard S. Lum**, Redmond, WA
(US); **Kevin Furr**, Bellevue, WA (US)

FOREIGN PATENT DOCUMENTS

EM 000259262-0001 * 11/2004

* cited by examiner

(73) Assignee: **Microsoft Corporation**, Redmond, WA
(US)

Primary Examiner—Freda S. Nunn

Assistant Examiner—Angela J Lee

(74) *Attorney, Agent, or Firm*—Banner & Witcoff, Ltd.

(**) Term: **14 Years**

(57) **CLAIM**

(21) Appl. No.: **29/246,082**

The ornamental design for a portion of a display screen with an animated image, as shown and described.

(22) Filed: **Jan. 30, 2006**

DESCRIPTION

(51) **LOC (8) Cl.** **14-04**

(52) **U.S. Cl.** **D14/485**

(58) **Field of Classification Search** D14/485-495;
715/505, 509, 700, 703, 712, 715, 718, 719,
715/726, 730, 732, 739, 748, 757, 759, 762,
715/763, 768, 776, 779, 781, 808, 809, 810,
715/811, 812, 813, 814, 815, 816, 817, 818,
715/819, 820, 821, 822, 823, 824, 825, 826,
715/828, 829, 835, 836, 837, 838, 839, 840,
715/841, 842, 843, 844, 845, 846, 847, 848,
715/849, 850, 861, 864, 866, 867, 908, 961;
715/962, 963, 970.1, 976, 977; 345/420,
345/426, 427, 628, 646, 902, 949, 953, 955

See application file for complete search history.

FIG. 1 is a first image in the sequence for an animated image of a portion of a display screen showing our new design; FIG. 2 is the second image thereof; FIG. 3 is the third image thereof; FIG. 4 is the fourth image thereof; FIG. 5 is the fifth image thereof; FIG. 6 is the sixth image thereof; FIG. 7 is the seventh image thereof; FIG. 8 is the eighth image thereof; FIG. 9 is the ninth image thereof; FIG. 10 is the tenth image thereof; FIG. 11 is the eleventh image thereof; FIG. 12 is the twelfth image thereof; and, FIG. 13 is the thirteenth image thereof.

(56) **References Cited**


U.S. PATENT DOCUMENTS

5,812,688 A * 9/1998 Gibson 381/119
D458,611 S * 6/2002 Gallo D14/485
6,518,968 B1 * 2/2003 Ritter et al. 345/426
6,567,083 B1 * 5/2003 Baum et al. 345/426
6,628,313 B1 * 9/2003 Minakuchi et al. 715/853
6,724,387 B2 * 4/2004 Evankow et al. 345/440
6,781,610 B2 * 8/2004 Os et al. 715/764
6,989,830 B2 * 1/2006 Stollnitz et al. 345/420
D546,334 S * 7/2007 Seo et al. D14/485
2004/0056859 A1 * 3/2004 Ohba et al. 345/426

The appearance of the animated image sequentially transitions between the images shown in FIGS. 1-13. The process or period in which one image transitions to another forms no part of the claimed design.

The broken line showing of the portion of the display screen is included for the purpose of illustrating environmental structure and forms no part of the claimed design.

1 Claim, 13 Drawing Sheets






FIG. 1

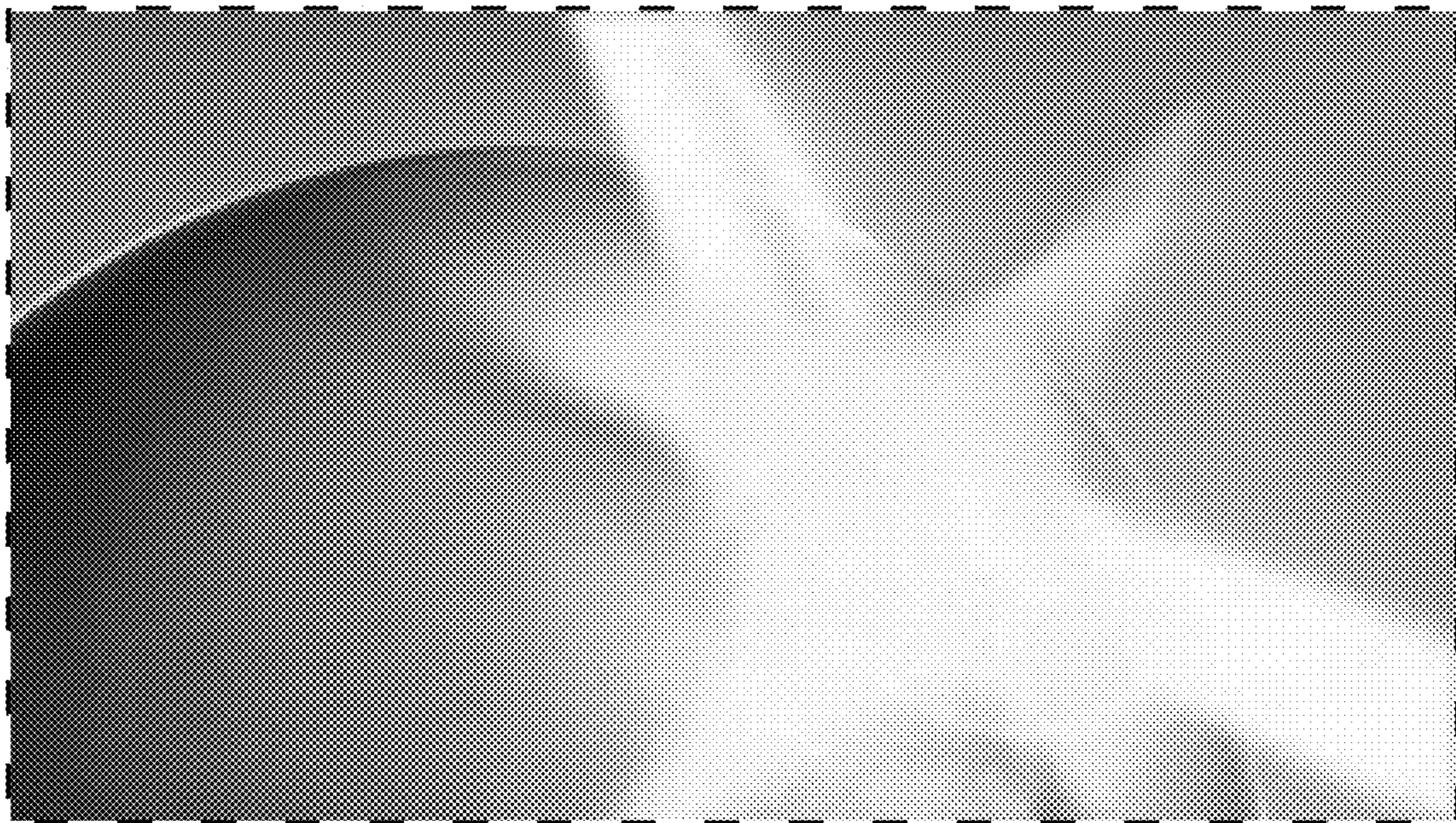


FIG. 2




FIG. 3



FIG. 4



FIG. 5




FIG. 6




FIG. 7




FIG. 8




FIG. 9




FIG. 10




FIG. 11




FIG. 12




FIG. 13