

US00D565578S

(12) **United States Design Patent**
Hofer et al.

(10) **Patent No.:** **US D565,578 S**

(45) **Date of Patent:** **** Apr. 1, 2008**

(54) **KEYPAD**

(75) Inventors: **Joseph Hofer**, Kitchener (CA); **Jason T. Griffin**, Kitchener (CA); **Norman M. Ladouceur**, Waterloo (CA); **Todd Andrew Wood**, Guelph (CA)

(73) Assignee: **Research In Motion Limited**, Waterloo, Ontario (CA)

(**) Term: **14 Years**

(21) Appl. No.: **29/278,925**

(22) Filed: **Apr. 13, 2007**

(51) **LOC (8) Cl.** **14-02**

(52) **U.S. Cl.** **D14/455**

(58) **Field of Classification Search** D14/454, D14/455, 456, 457, 338, 339, 340, 341, 342, D14/343, 344, 345, 346, 347, 387, 390, 391, D14/392, 393, 394, 396, 397, 398, 399, 400, D14/401, 429, 432, 439, 137, 138, 148, 150, D14/151, 244, 247, 248, 257; D18/1, 2; 379/433.01, 433.07, 900; 361/814, 680; 345/168, 169; 455/90.3, 556.1, 556.2, 575.1; 341/22; 178/17 C; 235/145 R; 400/485, 400/486, 487, 488, 489, 490, 491

See application file for complete search history.

(56) **References Cited**

U.S. PATENT DOCUMENTS

D502,159 S * 2/2005 Chan et al. D14/138

D537,082 S * 2/2007 Griffin D14/455
D548,218 S * 8/2007 Hong et al. D14/138
D550,679 S * 9/2007 Griffin et al. D14/455
D552,068 S * 10/2007 Kim et al. D14/138
D553,136 S * 10/2007 Rak et al. D14/455
D554,612 S * 11/2007 Wang D14/138
D555,648 S * 11/2007 Griffin D14/346
2006/0187210 A1 * 8/2006 Griffin et al. 345/168
2006/0276219 A1 * 12/2006 Dabov 455/550.1
2007/0057821 A1 * 3/2007 Griffin 341/22

* cited by examiner

Primary Examiner—Jennifer Rivard

Assistant Examiner—Angela J Lee

(74) *Attorney, Agent, or Firm*—Brij K. Agarwal; Eckert Seamans Cherin & Mellott, LLC

(57) **CLAIM**

The ornamental design for a keypad, as shown and described.

DESCRIPTION

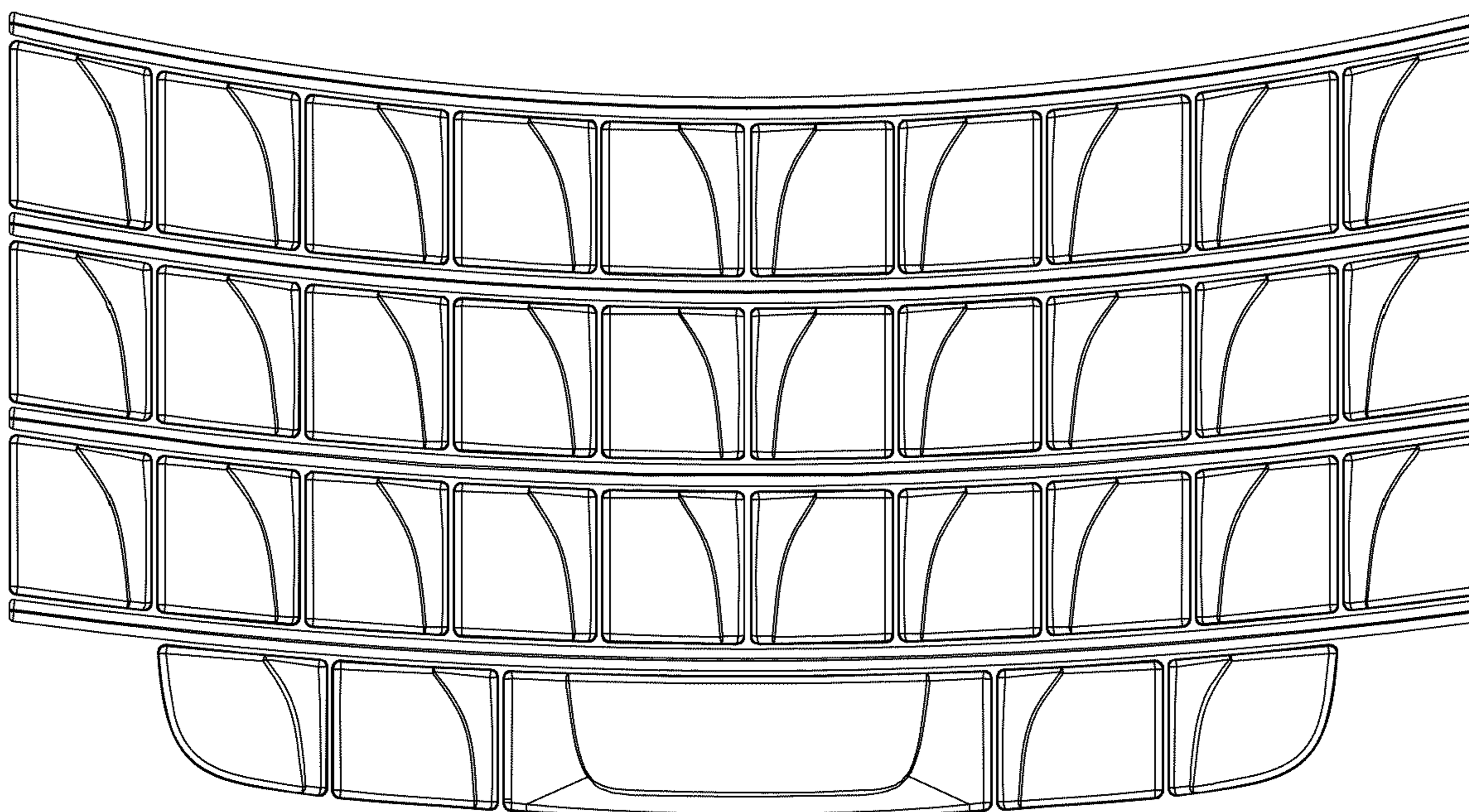
FIG. 1 is a front elevational view of a keypad depicting our new design;

FIG. 2 is a perspective view thereof; and,

FIG. 3 is another perspective view thereof.

The broken line(s) which define the bounds of the claimed design form no part thereof.

1 Claim, 3 Drawing Sheets



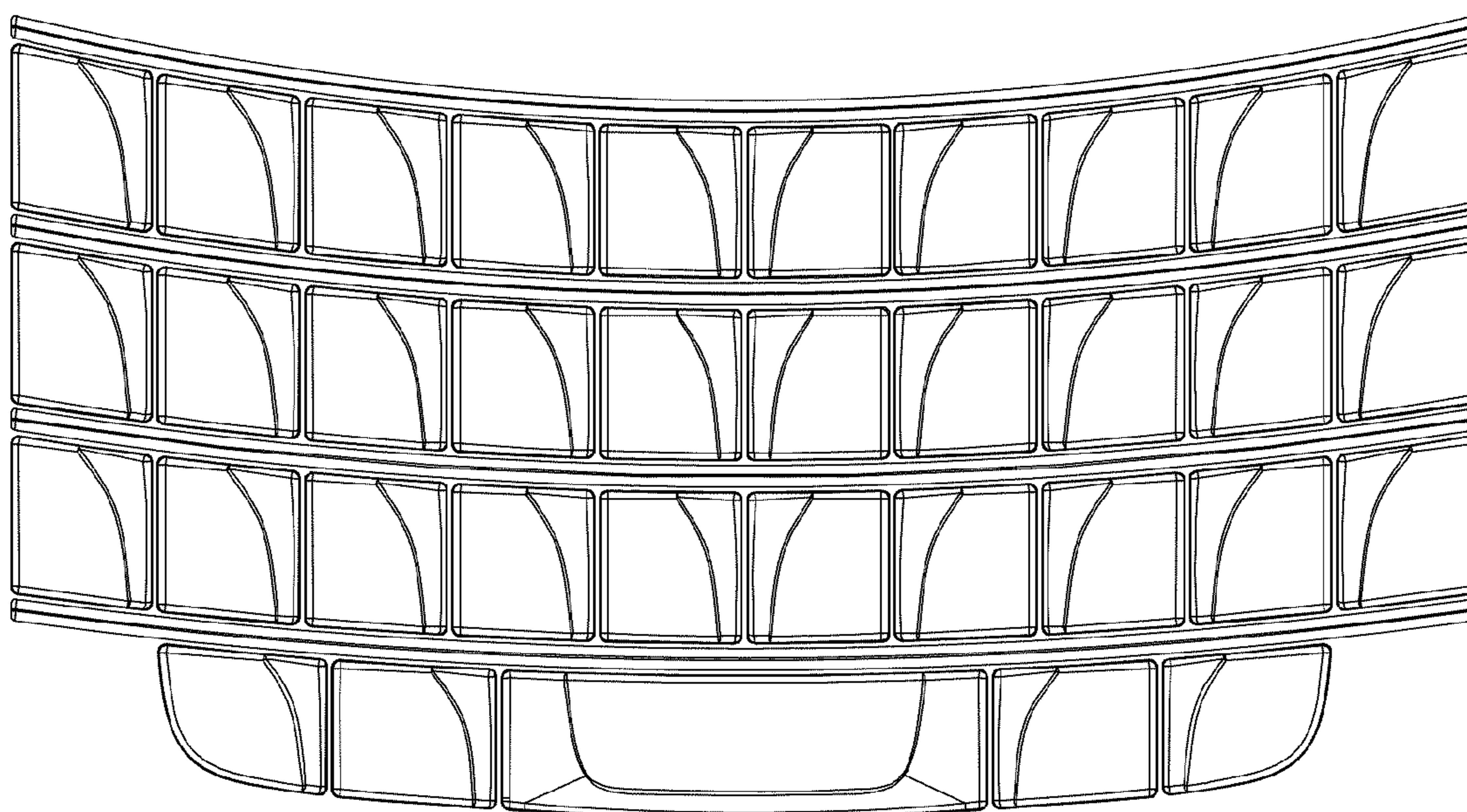


FIG. 1

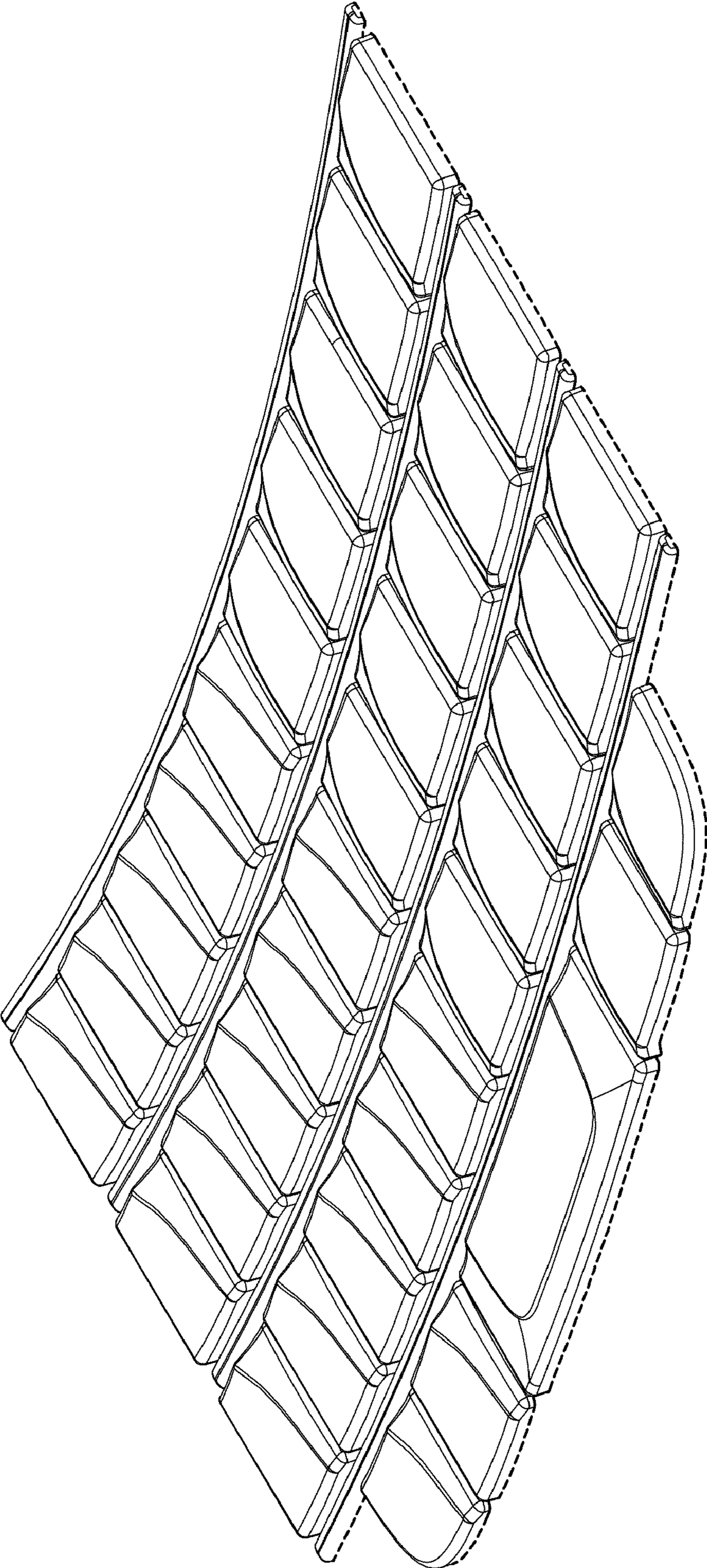


FIG. 2

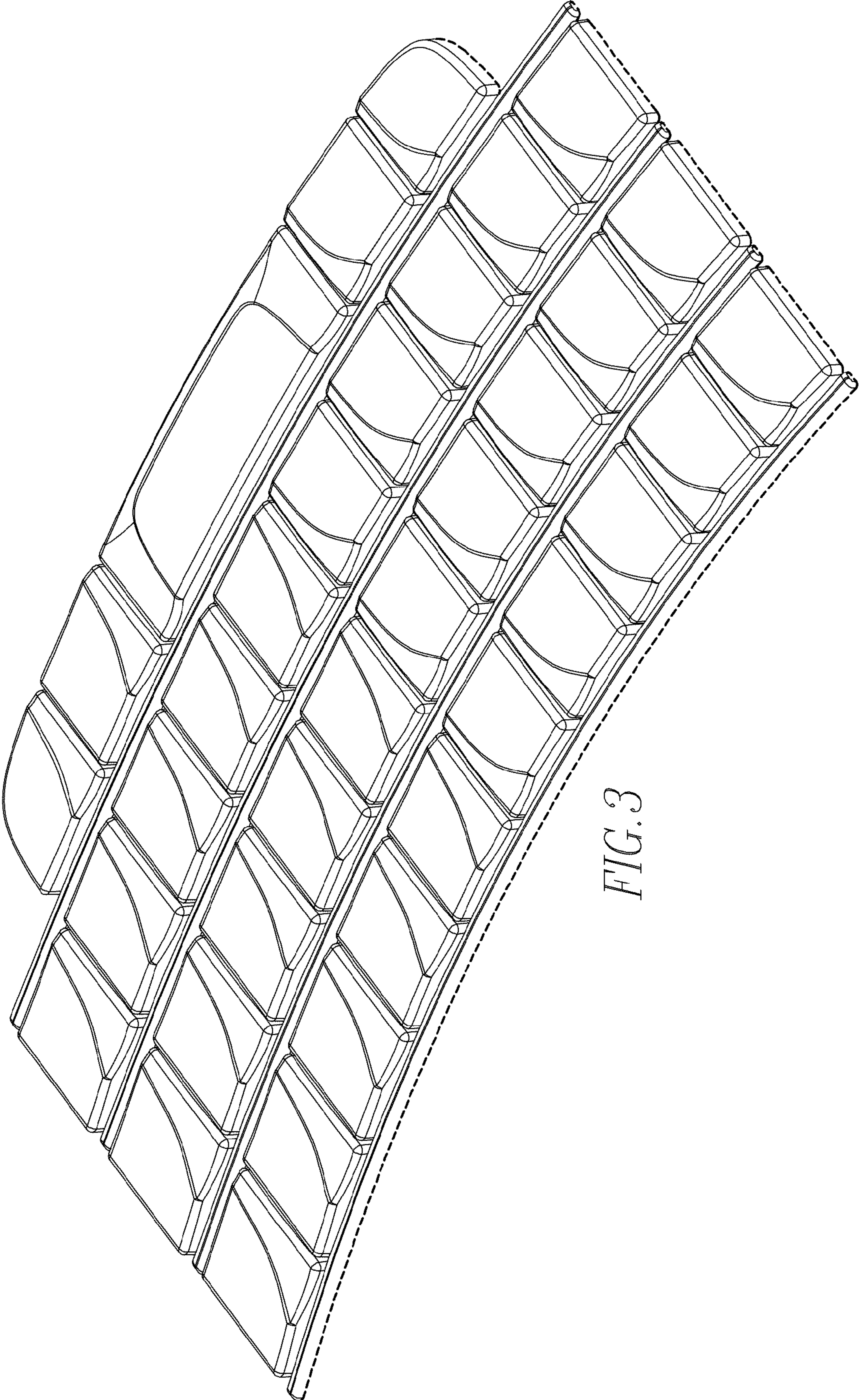


FIG. 3