



US00D565573S

(12) **United States Design Patent**  
**Alo et al.**

(10) **Patent No.:** **US D565,573 S**

(45) **Date of Patent:** **\*\* Apr. 1, 2008**

(54) **BLADE FILLER BLANK FOR A COMPUTER SERVER SYSTEM**

(75) Inventors: **Roland K. Alo**, Raleigh, NC (US);  
**Timothy A. Meserth**, Durham, NC (US); **Peter A. Smith**, Cary, NC (US)

(73) Assignee: **International Business Machines Corporation**, Armonk, NY (US)

(\*\*) Term: **14 Years**

(21) Appl. No.: **29/246,220**

(22) Filed: **Mar. 23, 2006**

(51) **LOC (8) Cl.** ..... **14-02**

(52) **U.S. Cl.** ..... **D14/439; D14/435**

(58) **Field of Classification Search** ..... 361/683-85,  
361/687, 690, 695, 724-30, 796; D14/439,  
D14/441, 444, 367, 313, 432, 445-446, 348-356;  
D13/182, 162; 312/223.2; 710/100; 250/239  
See application file for complete search history.

(56) **References Cited**

**U.S. PATENT DOCUMENTS**

5,995,377	A *	11/1999	Tusler et al.	361/796
D421,428	S *	3/2000	Wu	D14/439
D441,375	S *	5/2001	Hisatsune et al.	D14/496
D455,422	S *	4/2002	Bath	D14/301
D477,826	S *	7/2003	Crisp et al.	D14/444
D481,384	S *	10/2003	Alo	D14/301

D481,393	S *	10/2003	Alo et al.	D14/439
6,650,533	B2 *	11/2003	Curtis et al.	361/685
D496,039	S *	9/2004	Kerrigan et al.	D14/367
6,876,547	B2 *	4/2005	McAlister	361/685
2003/0011981	A1 *	1/2003	Curtis et al.	361/685
2004/0017651	A1 *	1/2004	Gan et al.	361/685
2004/0095716	A1 *	5/2004	McAlister	361/685

\* cited by examiner

*Primary Examiner*—Melanie Tung

*Assistant Examiner*—Susan Moon Lee

(74) *Attorney, Agent, or Firm*—James R. Nock

(57) **CLAIM**

We claim the ornamental design for a blade filler blank for a computer server system, as shown and described.

**DESCRIPTION**

FIG. 1 is a front, left perspective view of the blade filler blank;

FIG. 2 is a front, right perspective view of the blade filler blank;

FIG. 3 is a front view of the blade filler blank;

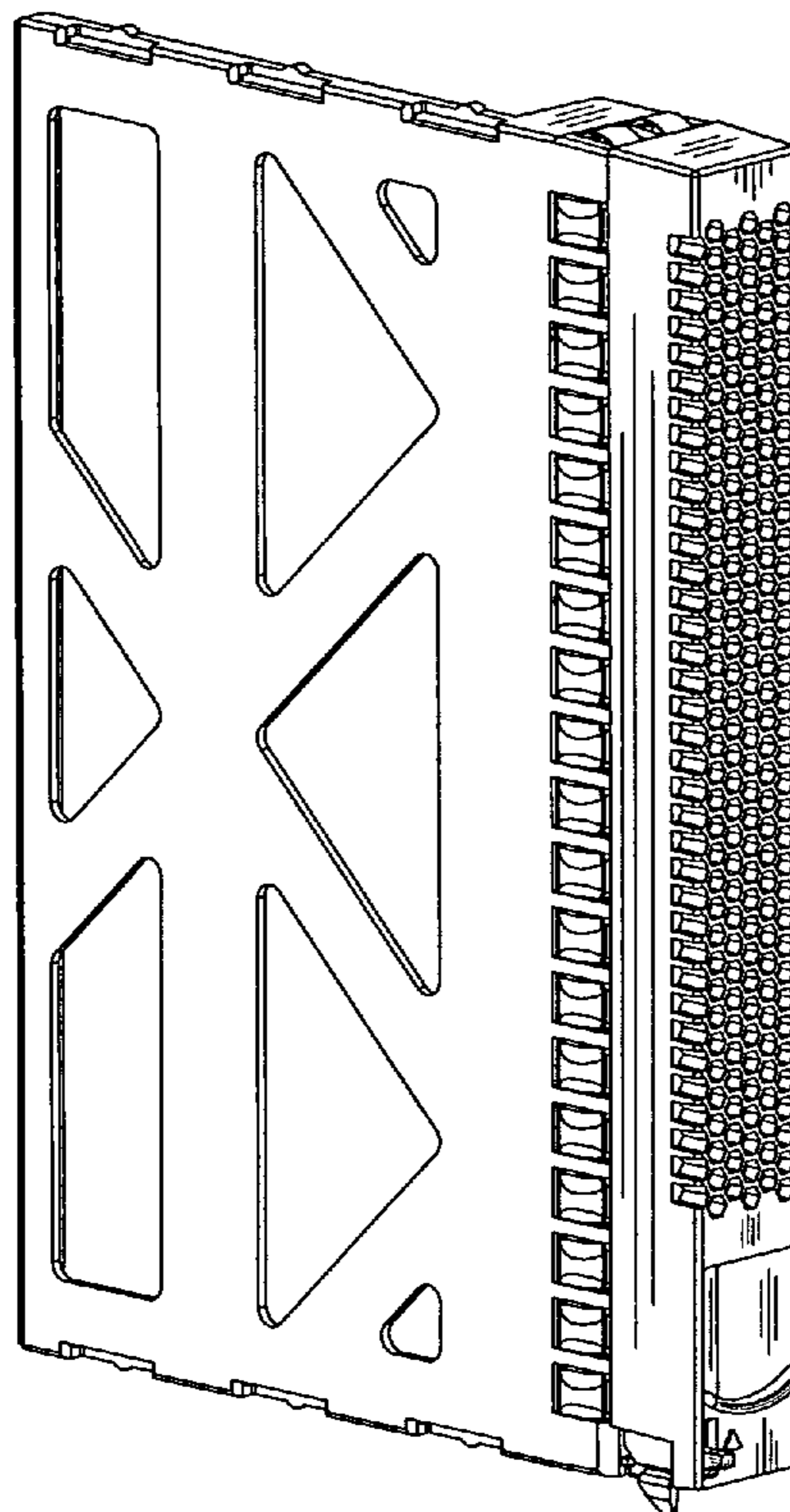
FIG. 4 is a left side view of the blade filler blank;

FIG. 5 is a right side view of the blade filler blank;

FIG. 6 is an enlarged top view of the blade filler blank; and,

FIG. 7 is an enlarged bottom view of the blade filler blank.

**1 Claim, 7 Drawing Sheets**



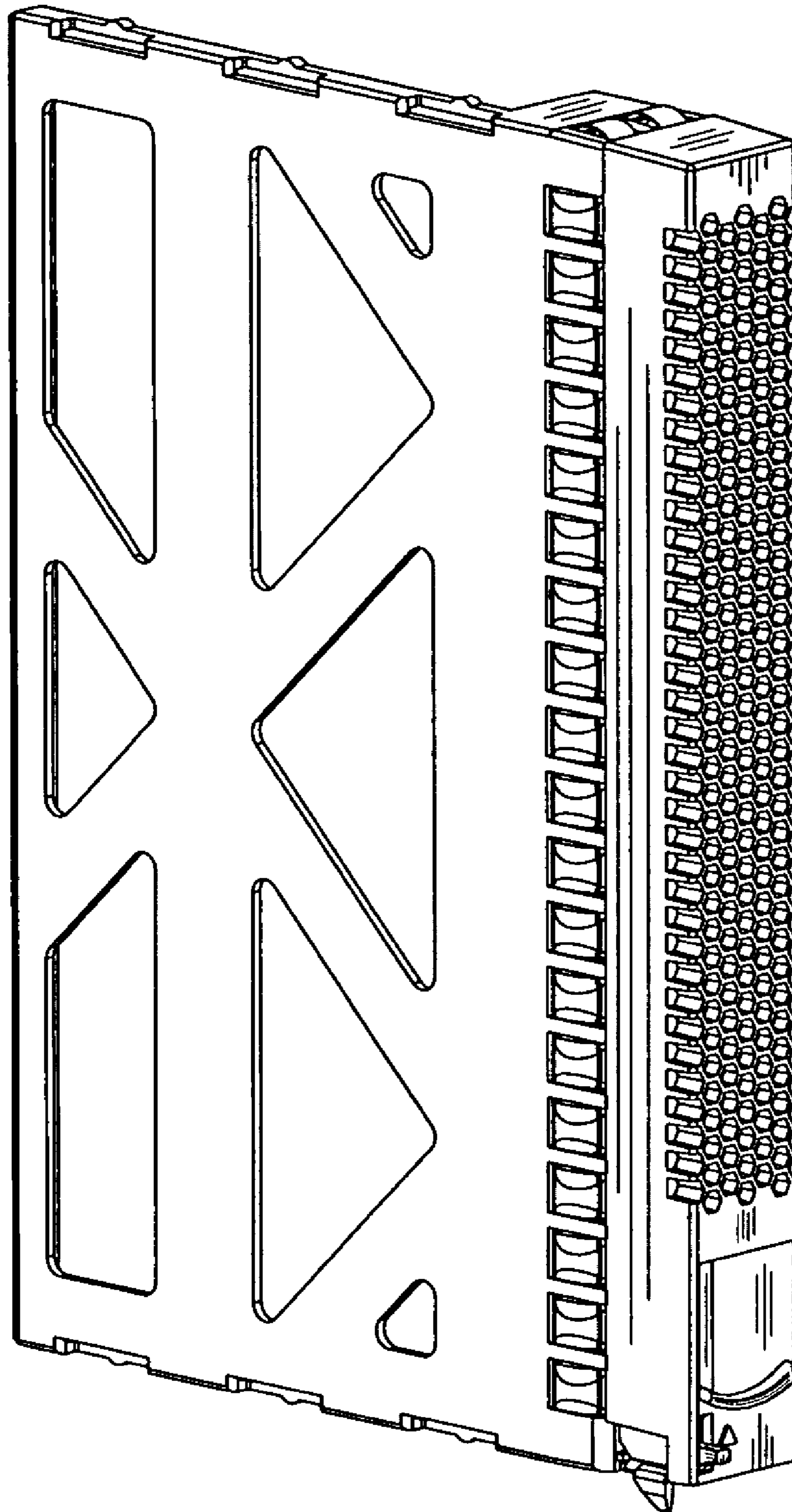


FIG. 1

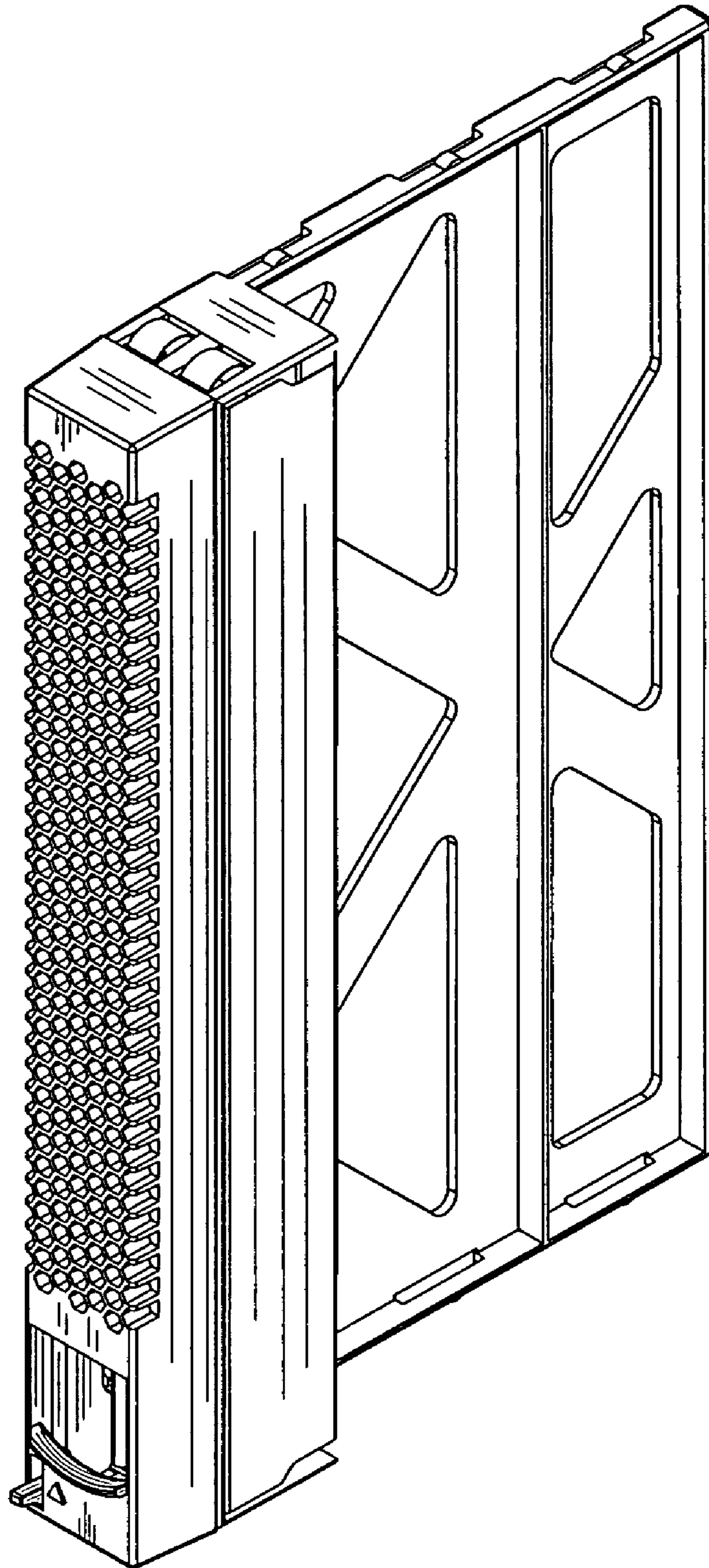


FIG. 2

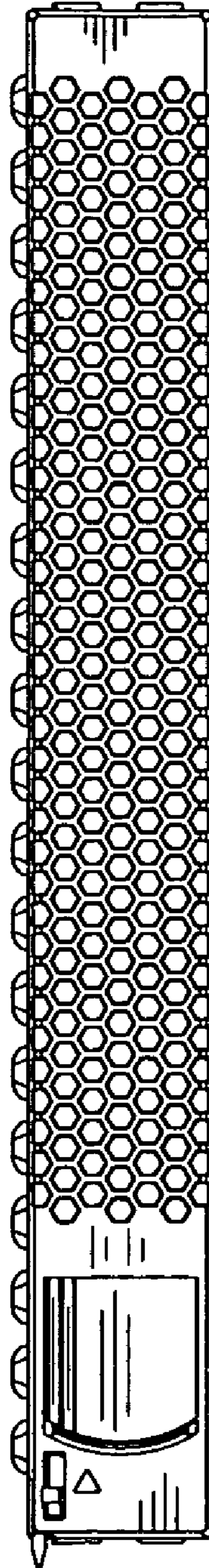


FIG. 3

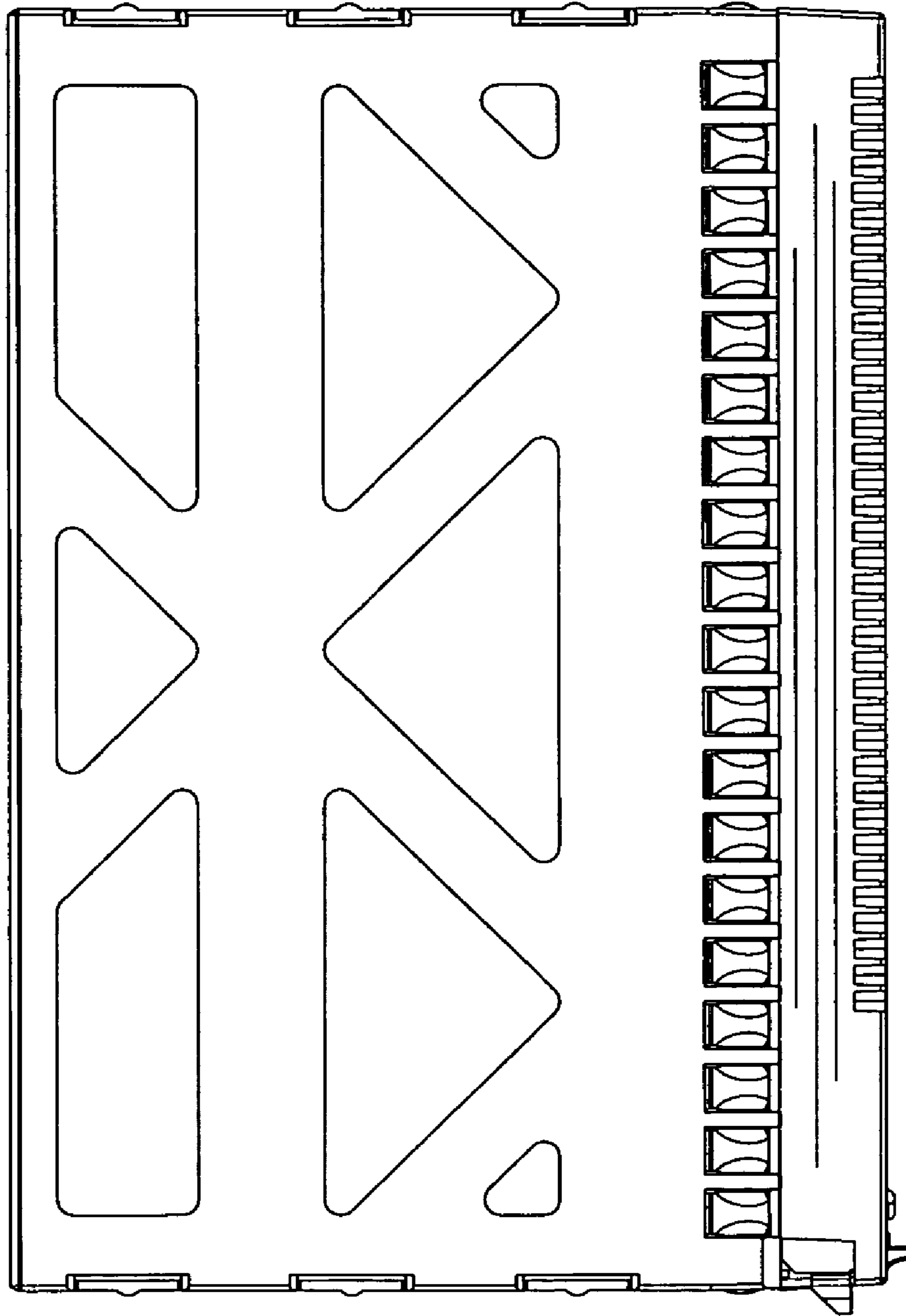


FIG. 4

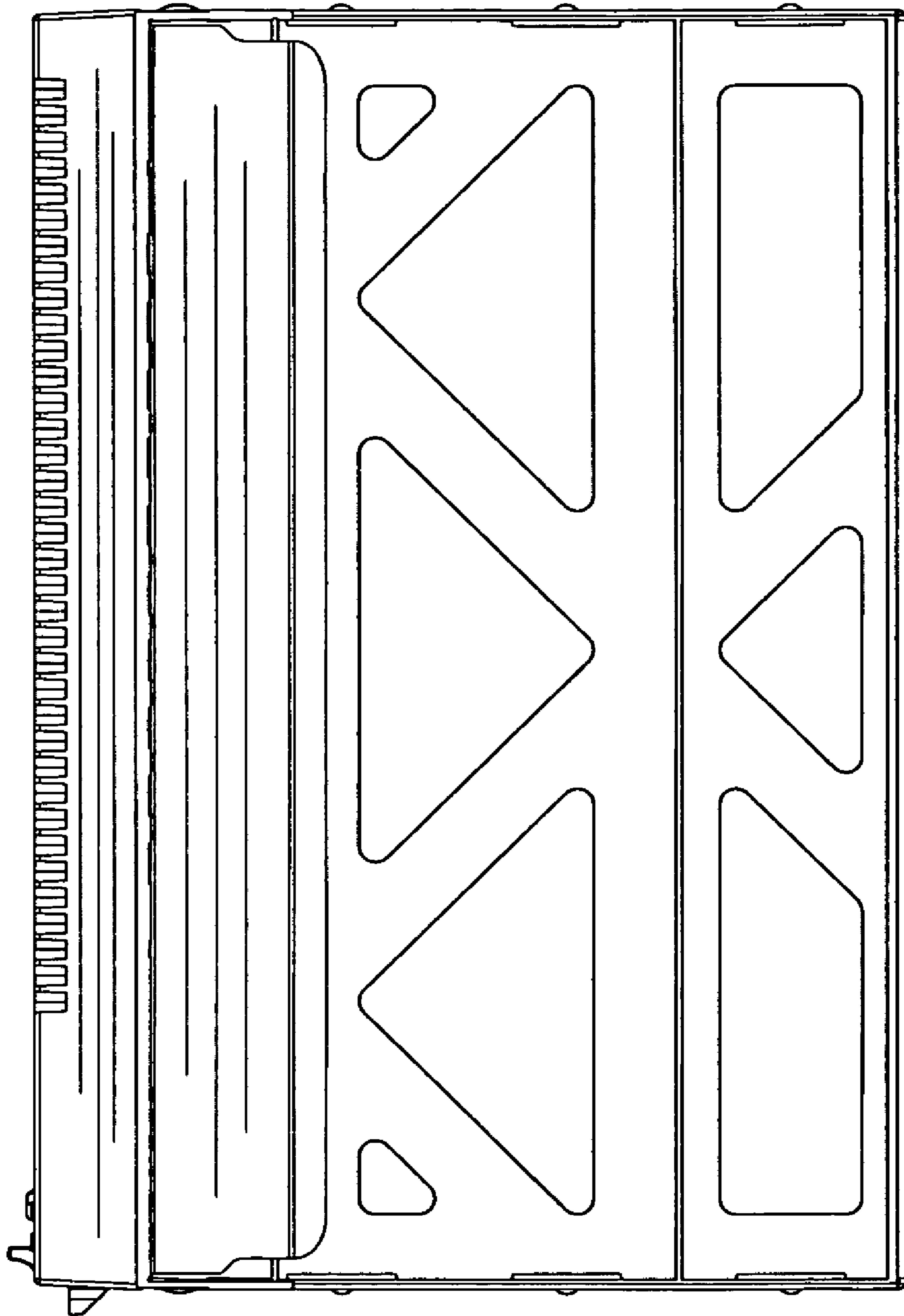


FIG. 5

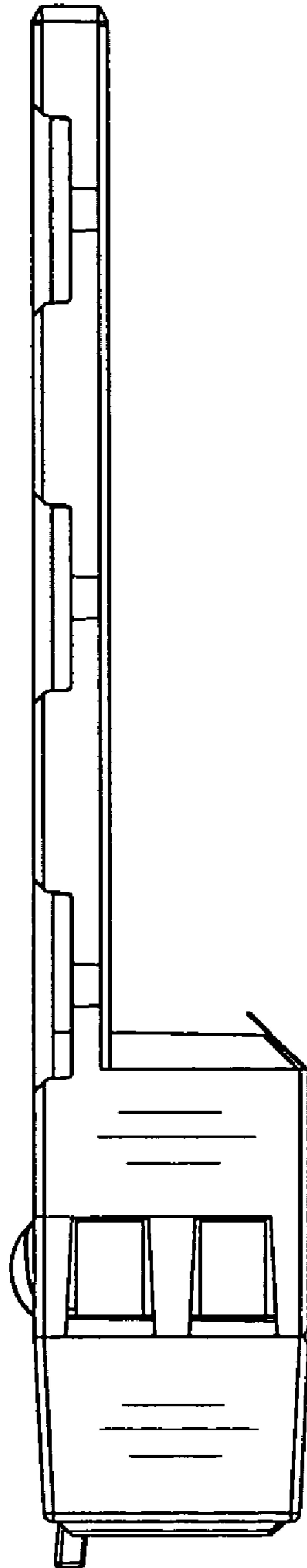


FIG. 6

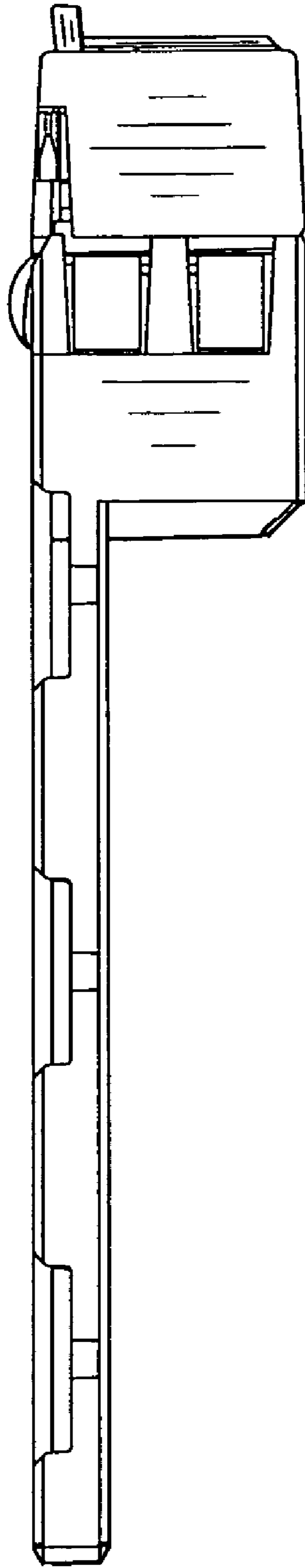


FIG. 7