



US00D565568S

(12) **United States Design Patent**
Trifilio et al.

(10) **Patent No.:** **US D565,568 S**
(45) **Date of Patent:** **** Apr. 1, 2008**

(54) **PORTABLE HARD DRIVE CARTRIDGE**

2006/0061953 A1 3/2006 Le

(75) Inventors: **Christian R. Trifilio**, St. Paul, MN (US); **Jason Lindke**, Minneapolis, MN (US); **Robert C. Martin**, St. Paul, MN (US); **Leo W. Spychalla**, Cottage Grove, MN (US)

FOREIGN PATENT DOCUMENTS

EP 1 197 826 A1 4/2002
WO WO 01/61692 A1 8/2001

OTHER PUBLICATIONS

http://www.imation.com/products/odyssey/hdd_cartridges.html, Mar. 23, 2007.*
“Odyssey Removable Hard Disk Storage System” information PDF, Mar. 23, 2007.*
Co-pending design application entitled “Hard Drive Docking Station,” U.S. Appl. No. 29/268,729, filed Nov. 8, 2006, Trifilio et al.
* cited by examiner

(73) Assignee: **Imation Corp.**, Oakdale, MN (US)

(**) Term: **14 Years**

(21) Appl. No.: **29/268,728**

(22) Filed: **Nov. 8, 2006**

Primary Examiner—Robin V. Webster
Assistant Examiner—Karen E Kearney
(74) *Attorney, Agent, or Firm*—Eric D. Levinson

(51) **LOC (8) Cl.** **14-02**

(52) **U.S. Cl.** **D14/356**

(58) **Field of Classification Search** D14/301,
D14/313, 348-9, 351-8, 363, 368, 370, 432,
D14/435-6, 496, 137, 155, 167-168, 240,
D14/242, 299; 711/100, 115; 361/685, 725,
361/752; 369/272.1, 273, 75.11; 360/133,
360/97.01, 97.03; D13/149, 184; D3/201,
D3/273

(57) **CLAIM**

See application file for complete search history.

The ornamental design for a portable hard drive cartridge, as shown and described.

(56) **References Cited**

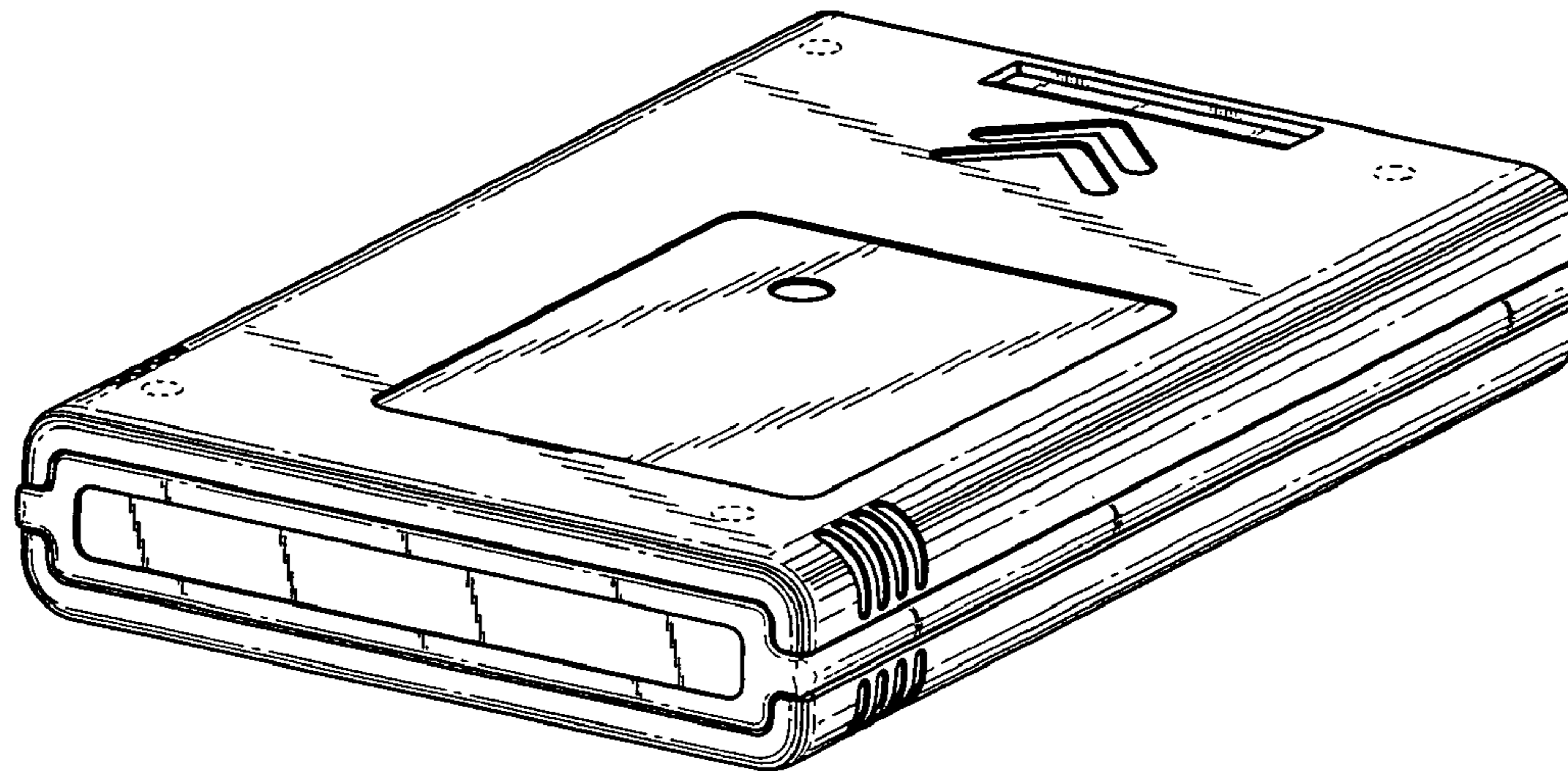
U.S. PATENT DOCUMENTS

D248,470 S *	7/1978	Talesfore	D14/435
D289,765 S *	5/1987	Eto et al.	D14/435
D292,399 S *	10/1987	Yukawa	D14/435
D330,370 S *	10/1992	Tseng	D14/435
D354,500 S *	1/1995	Georgopoulos	D14/242
D375,485 S *	11/1996	Gray	D14/351
D412,326 S *	7/1999	Gianfagna et al.	D14/435
D413,592 S *	9/1999	Saliba et al.	D14/435
D448,006 S *	9/2001	Lee	D13/133
6,628,479 B1 *	9/2003	Rambosek	360/132
6,633,454 B1 *	10/2003	Martin et al.	360/132
D505,949 S *	6/2005	Chen et al.	D14/313
2003/0071544 A1 *	4/2003	Chang	312/107

DESCRIPTION

FIG. 1 is a perspective view of a portable hard drive cartridge illustrating the new design;
FIG. 2 is a front view thereof;
FIG. 3 is a rear view thereof;
FIG. 4 is a top side view thereof;
FIG. 5 is a bottom side view thereof; and,
FIG. 6 is a left side view thereof; where a right side view is not presented, as it is a mirror image of the left side view.
In FIGS. 1-6 the broken lines showing stacking feet and recesses are for illustrative purposes only and form no part of the claimed design.
In FIG. 3 the broken lines showing a data access port are for illustrative purposes only and form no part of the claimed design.

1 Claim, 4 Drawing Sheets



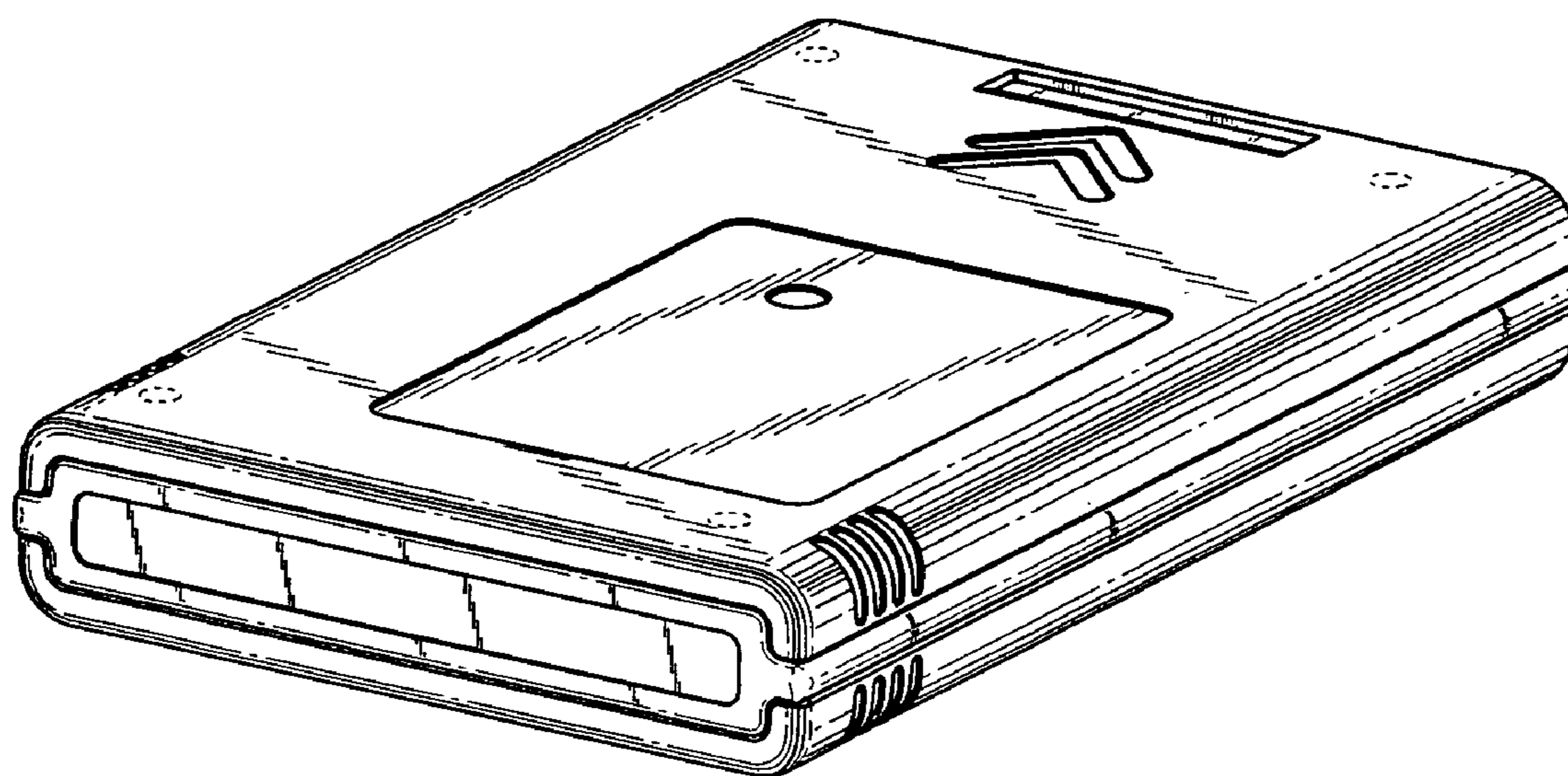


Fig. 1




Fig. 2

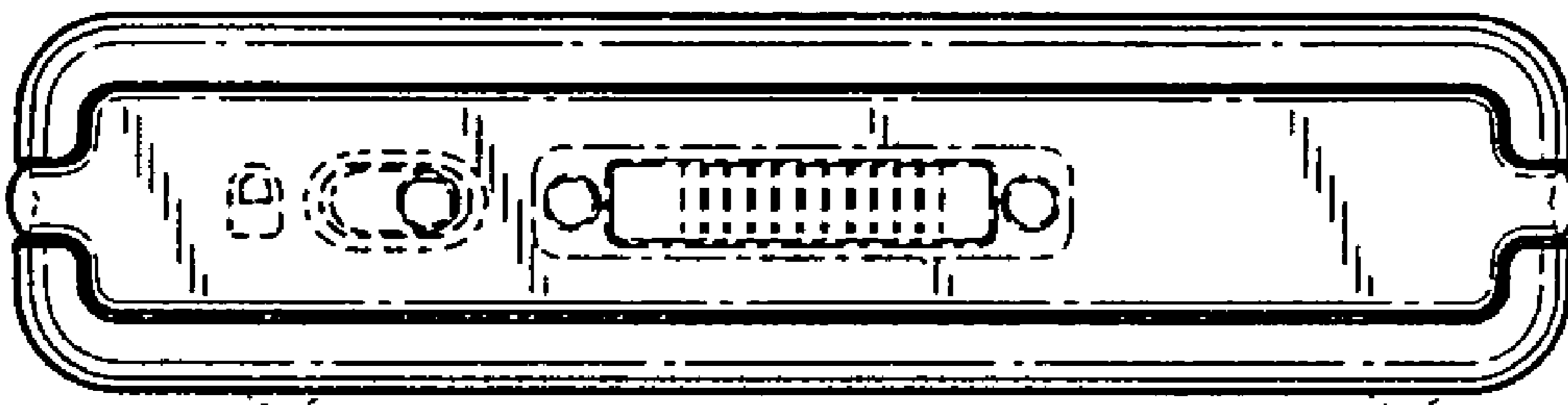


Fig. 3

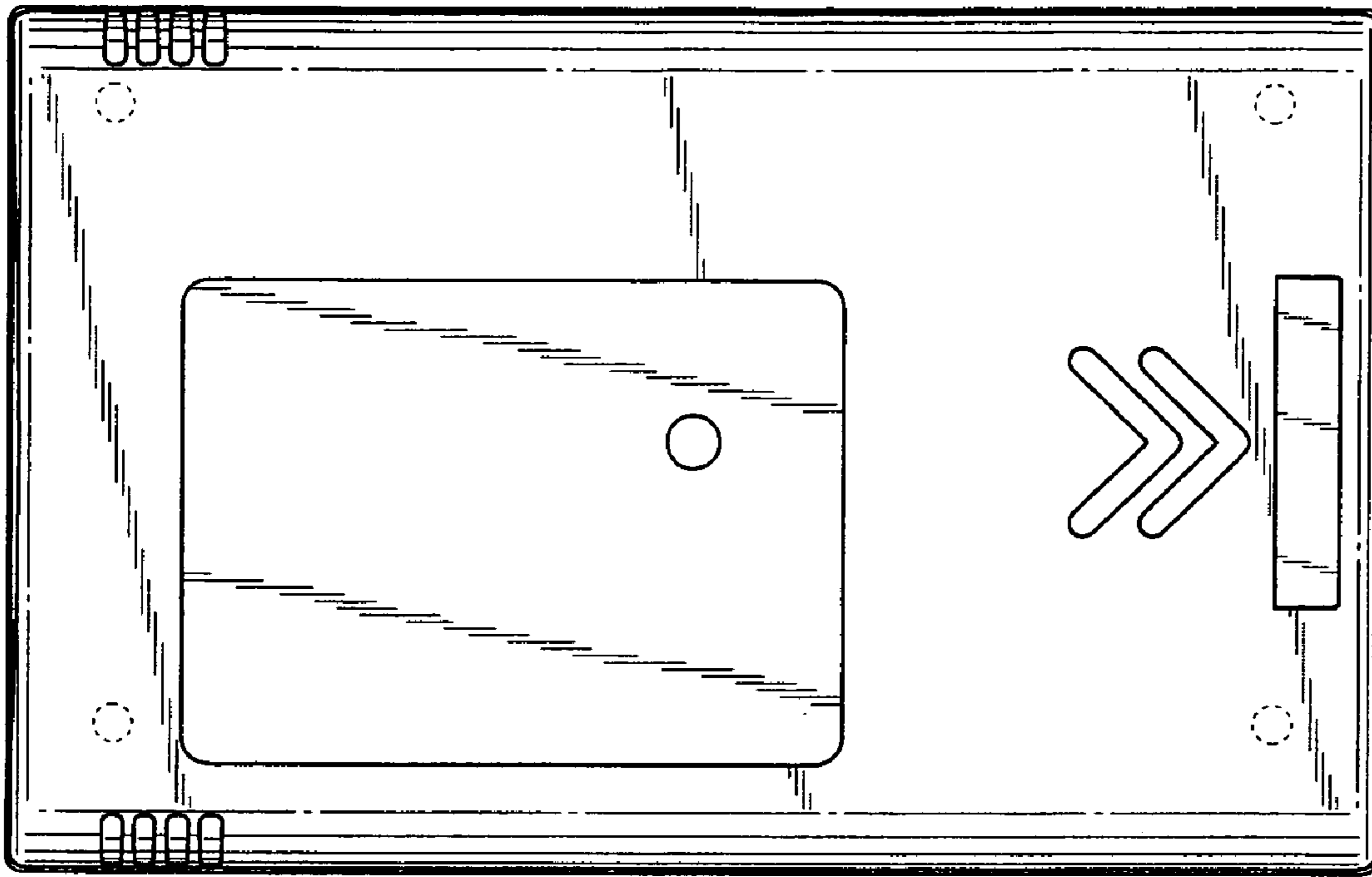


Fig. 4

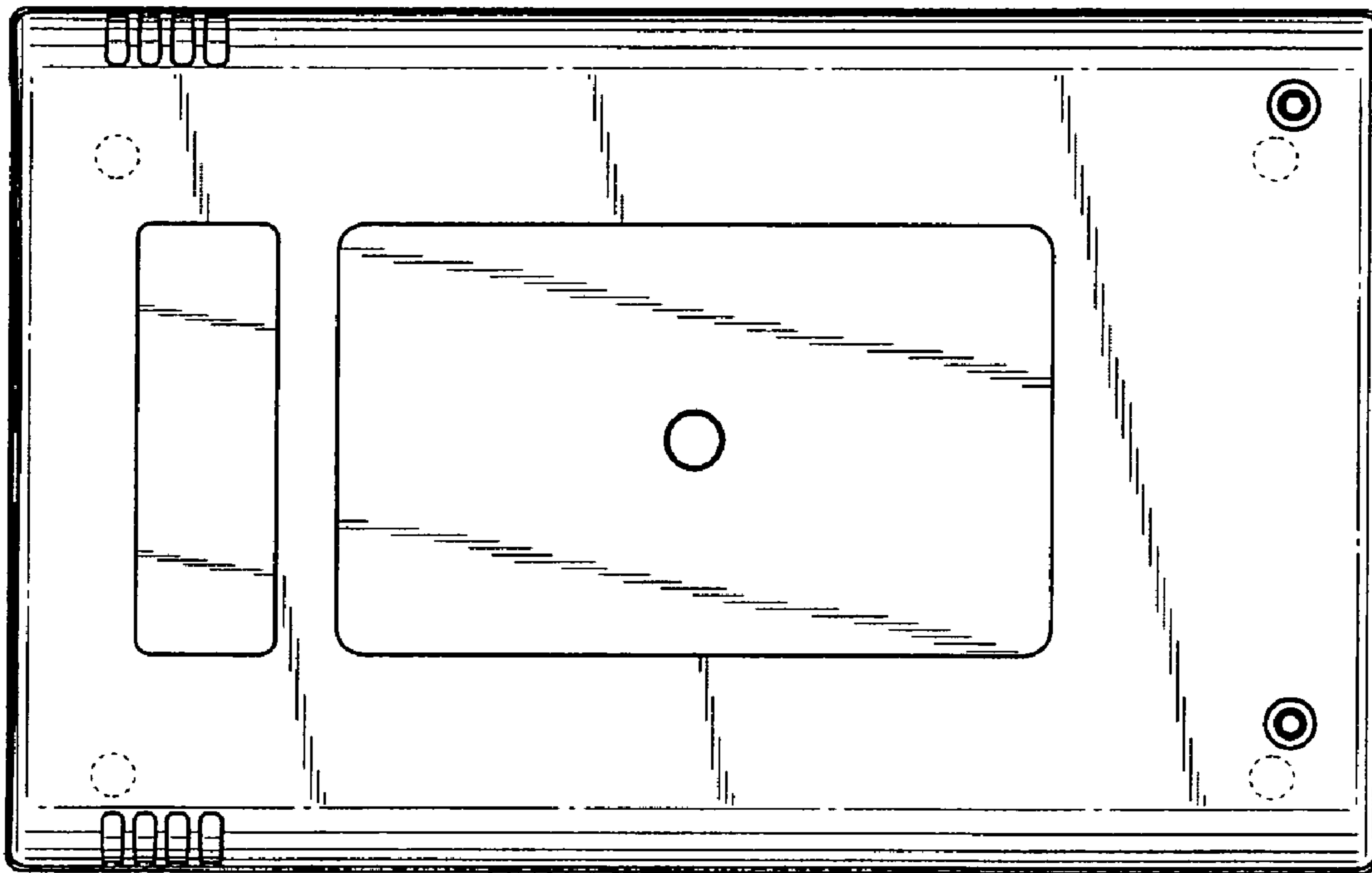


Fig. 5




Fig. 6