



US00D565557S

(12) **United States Design Patent**  
**Kaneda**

(10) **Patent No.:** **US D565,557 S**

(45) **Date of Patent:** **\*\* Apr. 1, 2008**

- (54) **MICROPHONE**
- (75) Inventor: **Yasuhisa Kaneda**, Tokyo (JP)
- (73) Assignee: **Sony Corporation**, Tokyo (JP)
- (\*\*) Term: **14 Years**
- (21) Appl. No.: **29/267,364**
- (22) Filed: **Oct. 13, 2006**
- (30) **Foreign Application Priority Data**  
Aug. 16, 2006 (JP) ..... D2006-021774
- (51) **LOC (8) Cl.** ..... **14-01**
- (52) **U.S. Cl.** ..... **D14/226; D14/206**
- (58) **Field of Classification Search** ..... D14/205–206,  
D14/223, 225–227, 249; D24/173–174;  
379/430, 431, 433; 381/186–187, 322–323,  
381/328, 330, 381–382; 181/158, 166  
See application file for complete search history.

4,273,969 A *	6/1981	Foley et al.	.....	379/430
4,335,281 A *	6/1982	Scott et al.	.....	379/430
5,210,792 A *	5/1993	Kajihara	.....	379/430
5,533,122 A *	7/1996	Gathey et al.	.....	379/430
5,761,298 A *	6/1998	Davis et al.	.....	379/430
D407,089 S *	3/1999	Norin	.....	D14/206
D420,007 S *	2/2000	Marshall et al.	.....	D14/226

\* cited by examiner

*Primary Examiner*—Paula A. Greene  
(74) *Attorney, Agent, or Firm*—Rader, Fishman & Grauer, PLLC

(57) **CLAIM**

The ornamental design for a microphone, as shown.

**DESCRIPTION**

FIG. 1 is a perspective view of a microphone showing my new design;  
 FIG. 2 is a front elevational view thereof;  
 FIG. 3 is a rear elevational view thereof;  
 FIG. 4 is a left side elevational view thereof;  
 FIG. 5 is a right side elevational view thereof;  
 FIG. 6 is a top plan view thereof; and,  
 FIG. 7 is a bottom plan view thereof.

**1 Claim, 7 Drawing Sheets**

- (56) **References Cited**  
U.S. PATENT DOCUMENTS  
3,548,118 A \* 12/1970 Hutchings ..... 379/430  
3,633,705 A \* 1/1972 Teder ..... 181/158  
D226,273 S \* 2/1973 Tyson et al. .... D14/206  
3,781,492 A \* 12/1973 Cragg et al. .... 379/430  
4,118,606 A \* 10/1978 Larkin ..... 379/430




Fig. 1




Fig.2

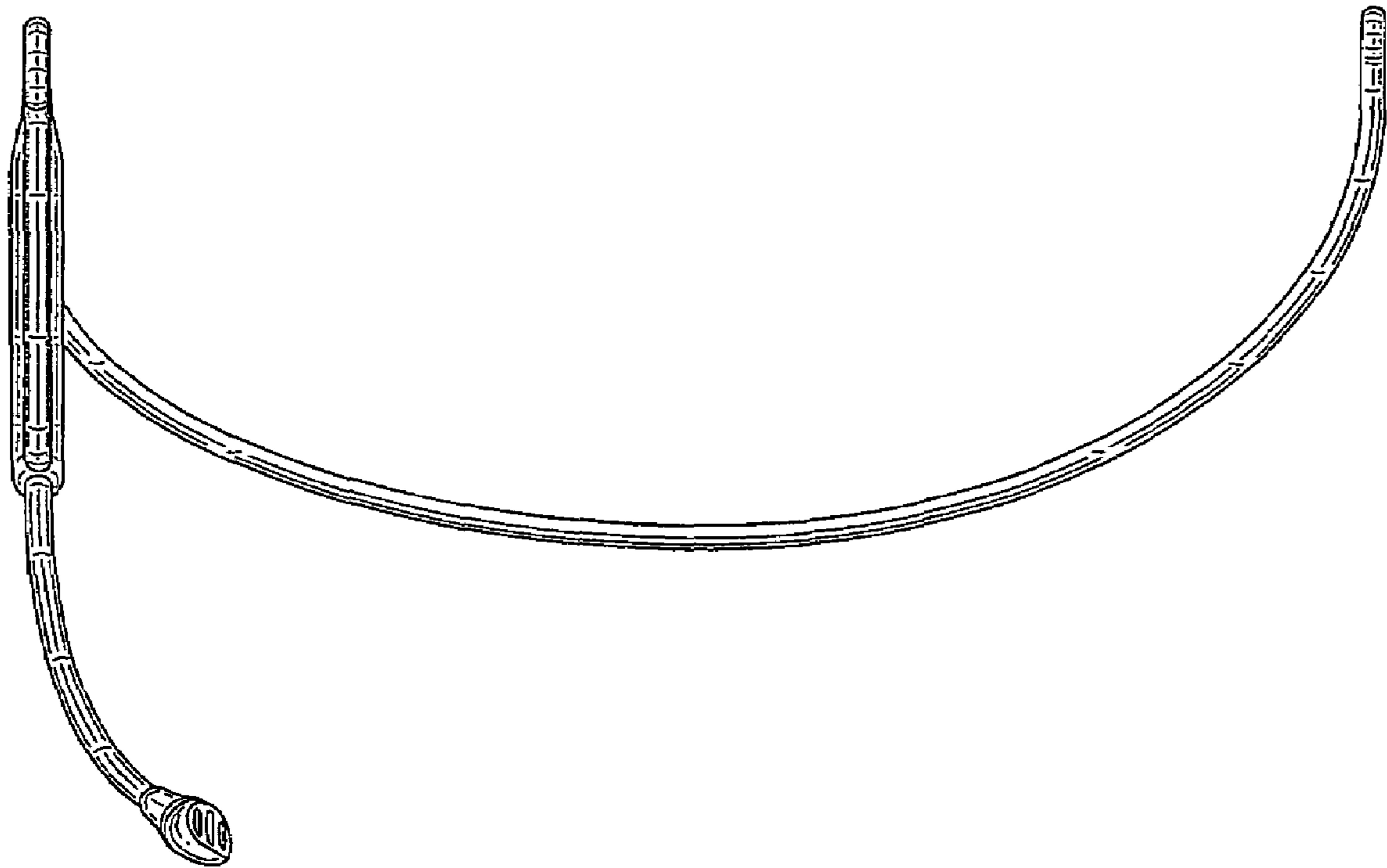


Fig.3

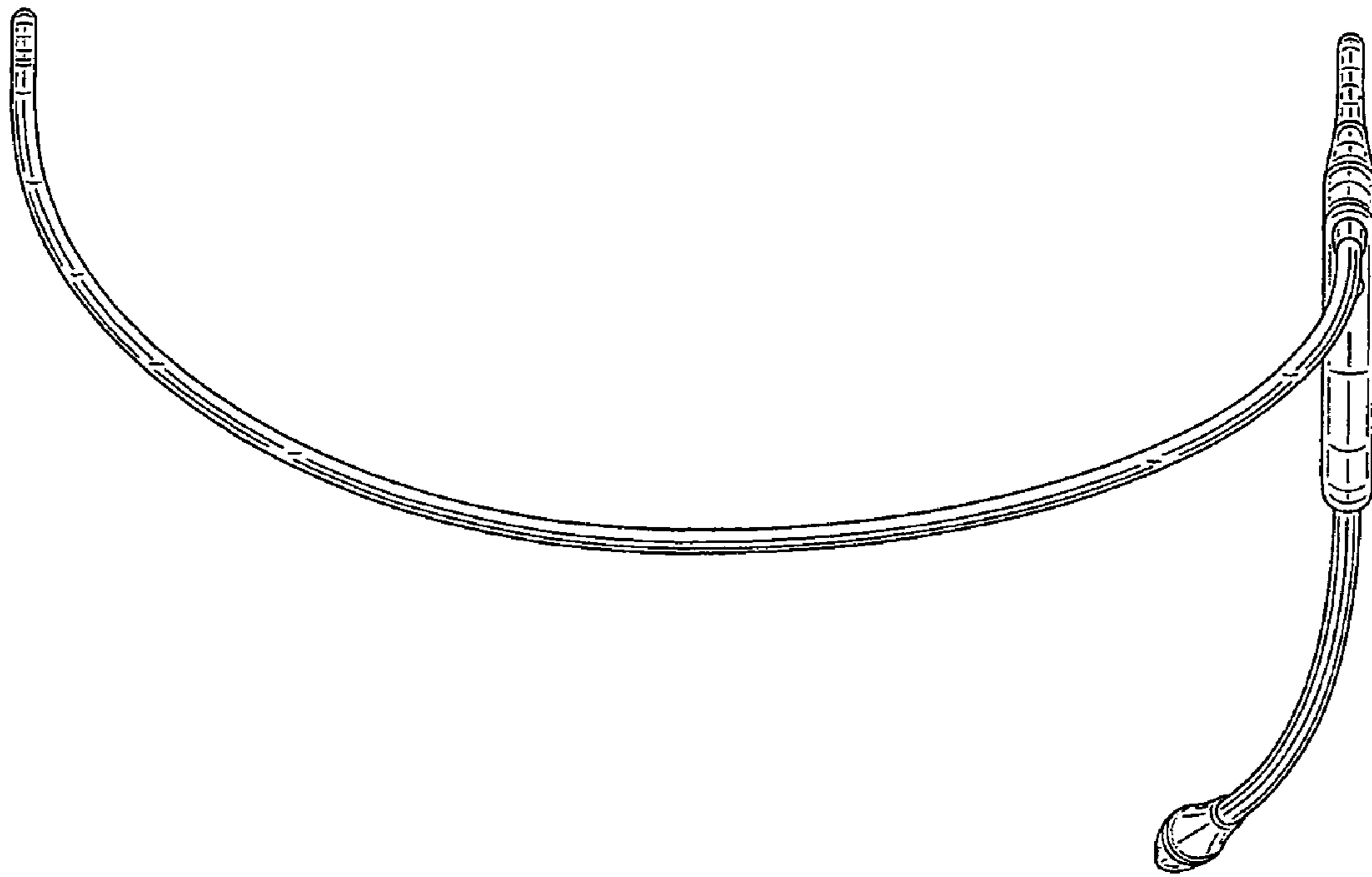


Fig.4

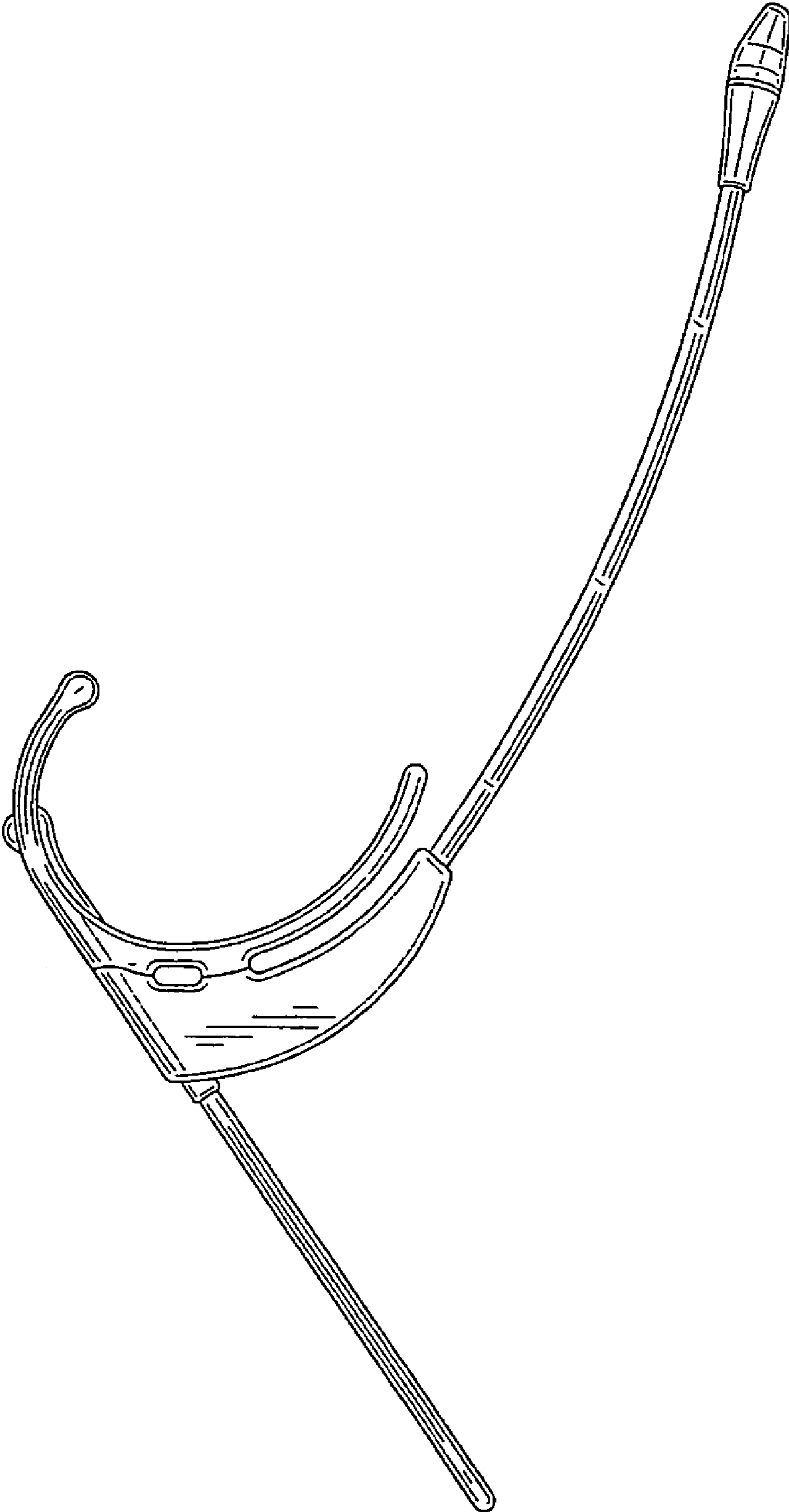


Fig. 5

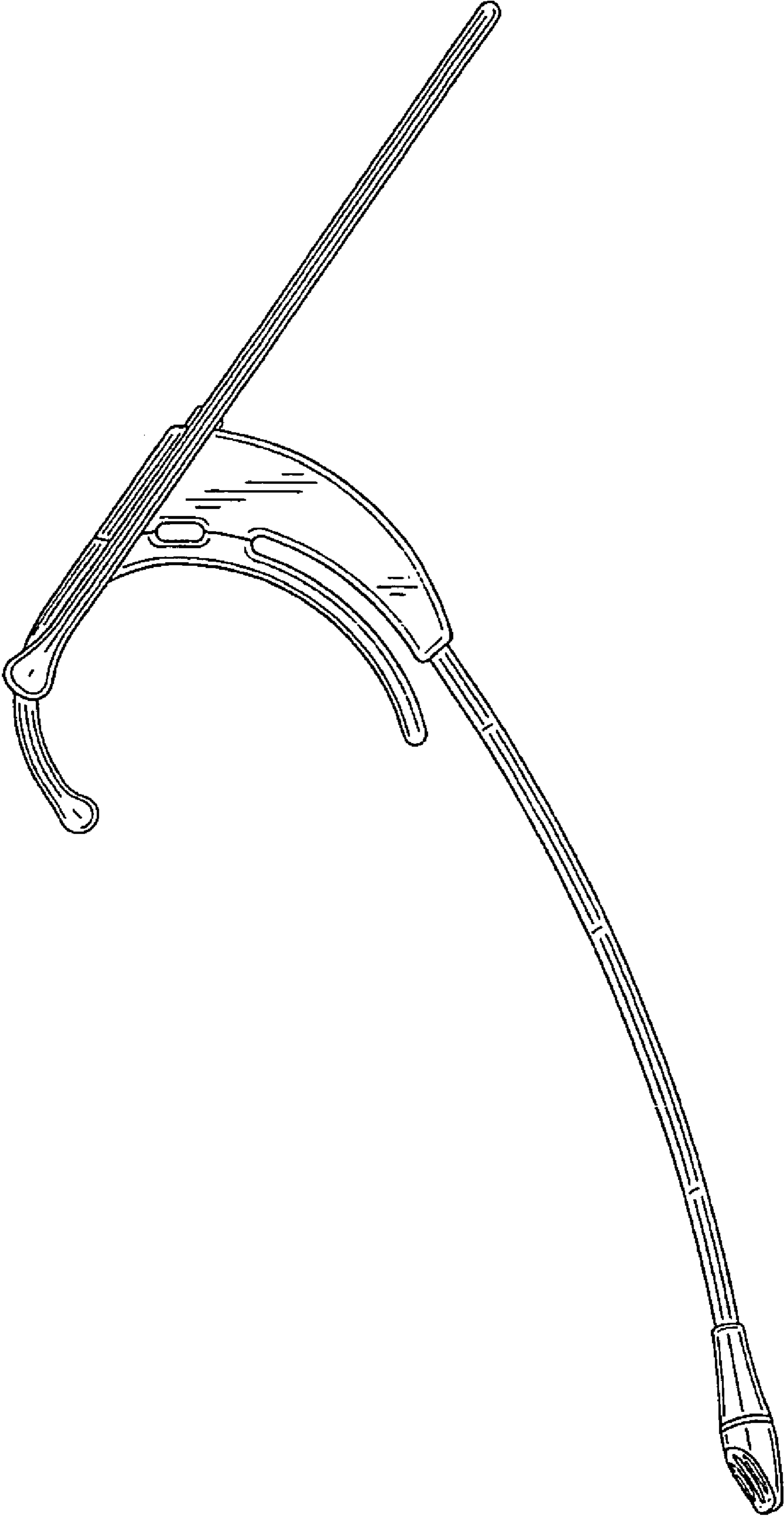


Fig.6



Fig.7

