



US00D565541S

(12) **United States Design Patent**  
**Han et al.**

(10) **Patent No.:** **US D565,541 S**

(45) **Date of Patent:** **\*\* Apr. 1, 2008**

(54) **SPEAKER**

D508,909 S \* 8/2005 Harris et al. .... D14/214  
D512,987 S \* 12/2005 Tsuge ..... D14/211  
D524,796 S \* 7/2006 Chan ..... D14/211

(75) Inventors: **Sung Hee Han**, Seoul (KR); **Il Soo Yeom**, Seoul (KR)

(73) Assignee: **LG Electronics Inc.**, Seoul (KR)

\* cited by examiner

(\*\*) Term: **14 Years**

*Primary Examiner*—Nanda Bondade  
(74) *Attorney, Agent, or Firm*—Birch, Stewart, Kolasch & Birch, LLP

(21) Appl. No.: **29/270,844**

(22) Filed: **Jan. 5, 2007**

(57) **CLAIM**

(30) **Foreign Application Priority Data**

Jul. 5, 2006 (KR) ..... 30-2006-0028578

The ornamental design for a speaker, as shown and described.

(51) **LOC (8) Cl.** ..... **14-01**

(52) **U.S. Cl.** ..... **D14/211**

(58) **Field of Classification Search** ..... D14/204,  
D14/209–216; 181/143–144, 147–148, 150,  
181/157, 198–199, 151, 153; 381/300–302,  
381/306, 333, 345, 361–364, 386–388, 332,  
381/336

**DESCRIPTION**

See application file for complete search history.

FIG. 1 is a front, right perspective view of the speaker showing our new design;

FIG. 2 is a front view thereof;

FIG. 3 is a rear view thereof;

FIG. 4 is a left side view thereof, the right side view being a mirror image thereof;

FIG. 5 is a top plan view thereof; and,

FIG. 6 is a bottom plan view thereof.

(56) **References Cited**

**U.S. PATENT DOCUMENTS**

D491,552 S \* 6/2004 Niitsu ..... D14/216

**1 Claim, 5 Drawing Sheets**

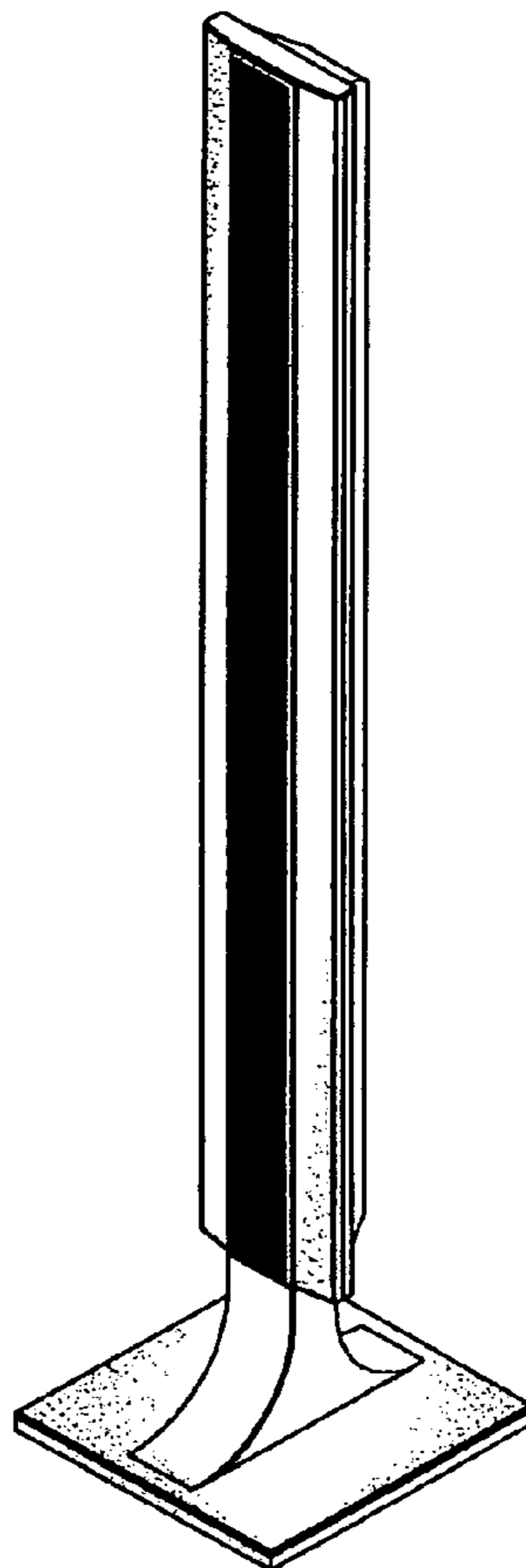


Fig. 1

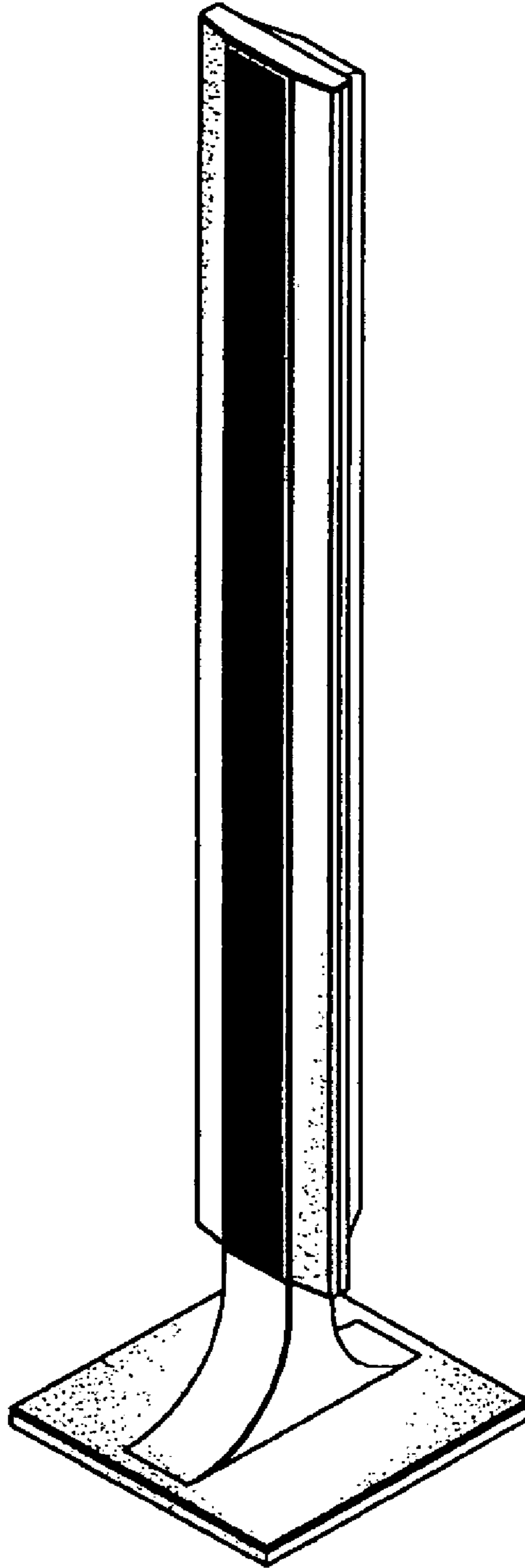


Fig. 2




FIG 3

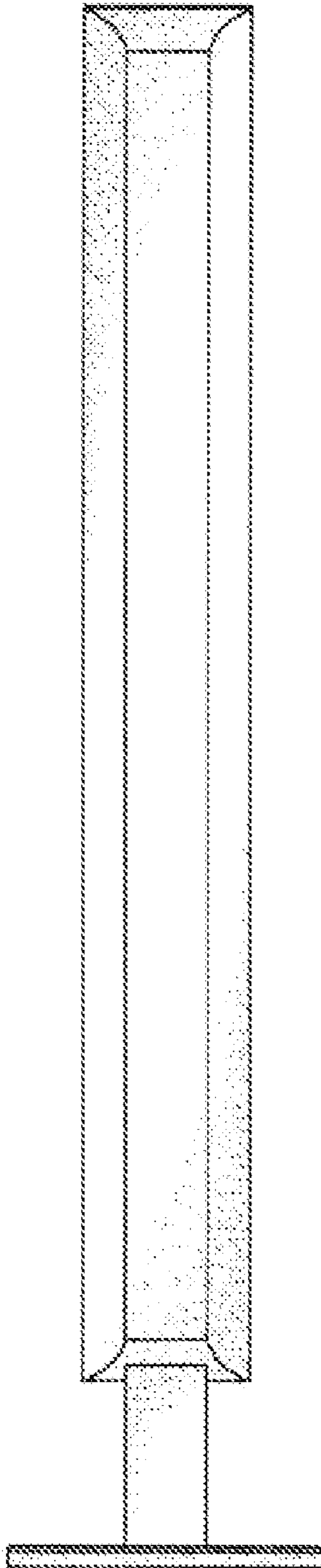
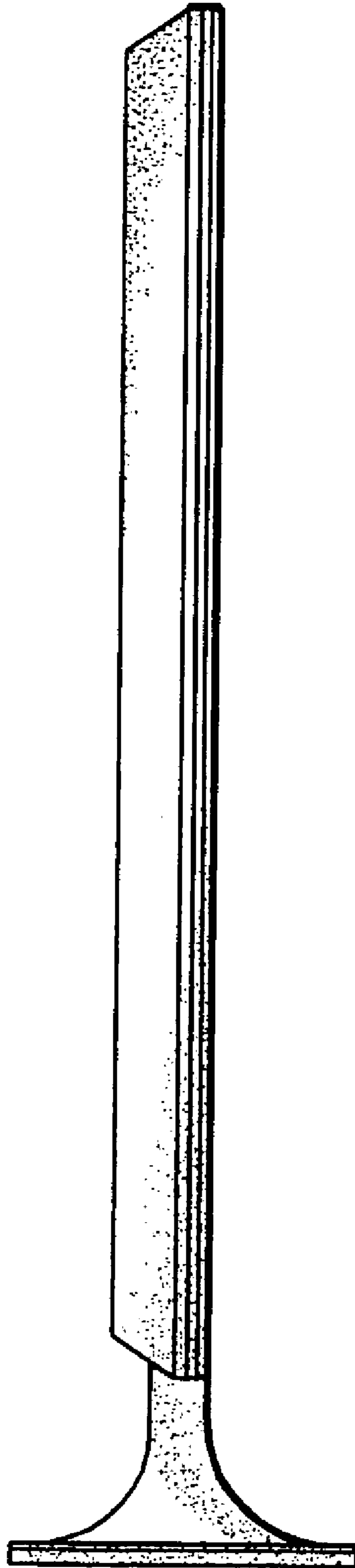



Fig. 4



**Fig. 5**



**Fig. 6**

