



US00D565537S

(12) **United States Design Patent**
Teulie

(10) **Patent No.:** **US D565,537 S**

(45) **Date of Patent:** **** Apr. 1, 2008**

(54) **AMPLIFIER**

(75) Inventor: **Douglas W. Teulie**, Huntington Beach,
CA (US)

(73) Assignee: **QSC Audio Products, Inc.**, Costa
Mesa, CA (US)

(**) Term: **14 Years**

(21) Appl. No.: **29/281,037**

(22) Filed: **Jun. 13, 2007**

Related U.S. Application Data

(62) Division of application No. 29/245,273, filed on Dec.
21, 2005, now Pat. No. Des. 544,859.

(51) **LOC (8) Cl.** **14-03**

(52) **U.S. Cl.** **D14/188; D14/217**

(58) **Field of Classification Search** D14/168,
D14/169, 179, 188, 194-198, 217, 257, 265,
D14/299; 330/1 R, 3, 4, 250; 381/86, 120;
455/344-351

See application file for complete search history.

(56) **References Cited**

U.S. PATENT DOCUMENTS

- D217,870 S * 6/1970 Brenner et al. D13/118
- D266,326 S * 9/1982 Kikuhara D14/197
- D304,195 S * 10/1989 Culbertson D14/265
- D315,554 S 3/1991 Hill
- D327,689 S * 7/1992 Johnson D14/217
- D347,844 S 6/1994 Daichyo
- D349,702 S 8/1994 Daichyo

- D362,002 S * 9/1995 Ito et al. D14/160
- D373,589 S 9/1996 Peterson et al.
- D376,360 S 12/1996 Teulie
- D404,396 S 1/1999 Mackie et al.
- D420,681 S 2/2000 Teulie
- D436,351 S * 1/2001 Asai D14/188
- D472,229 S 3/2003 Amiya
- D483,753 S 12/2003 Goodsene et al.
- D529,479 S 10/2006 Wolf, II et al.
- D544,859 S * 6/2007 Teulie D14/188

* cited by examiner

Primary Examiner—Stella M. Reid

Assistant Examiner—Keli' L. Acker

(74) *Attorney, Agent, or Firm*—Perkins Coie LLP

(57) **CLAIM**

I claim the ornamental design for an amplifier, as shown and described.

DESCRIPTION

FIG. 1 is a front isometric view of an amplifier, showing my new design;

FIG. 2 is a front elevation view thereof;

FIG. 3 is a back elevation view thereof;

FIG. 4 is a top plan view thereof;

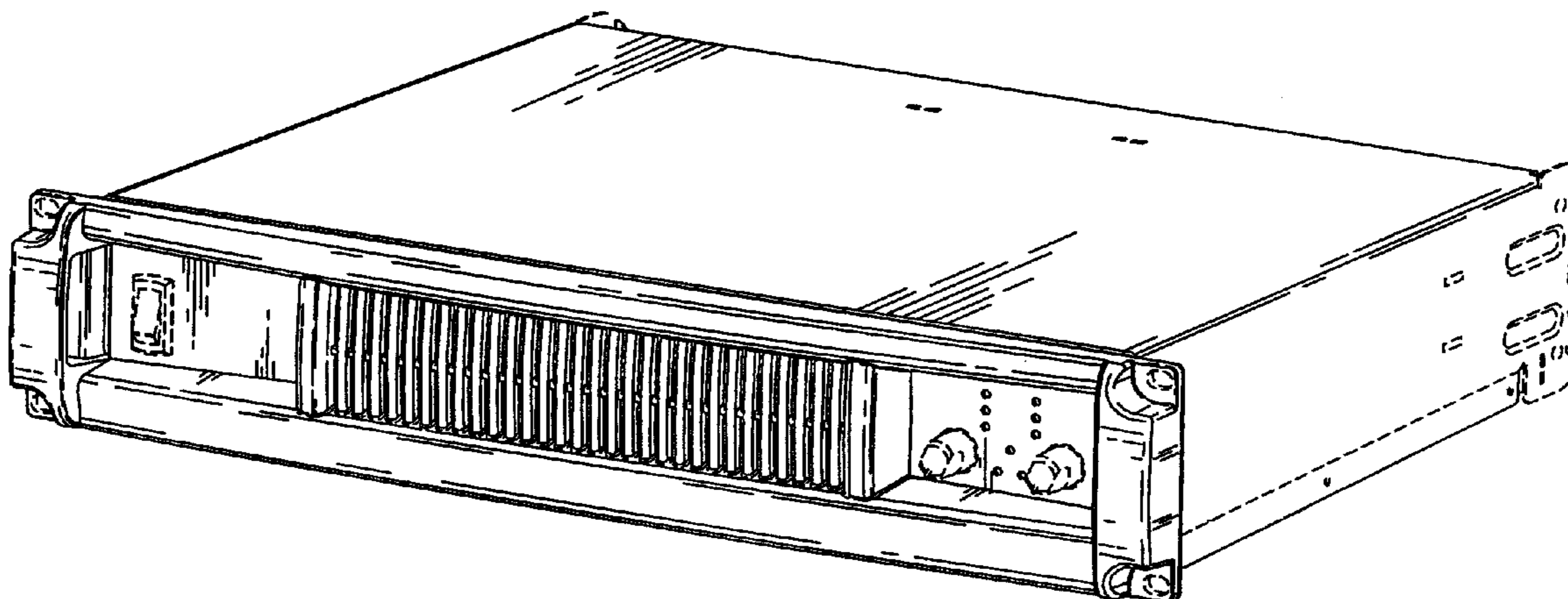
FIG. 5 is a bottom plan view thereof;

FIG. 6 is a left side elevation view thereof; and,

FIG. 7 is a right side elevation view thereof.

The broken lines shown in the drawings are for illustrative purposes only and form no part of the claimed design.

1 Claim, 5 Drawing Sheets



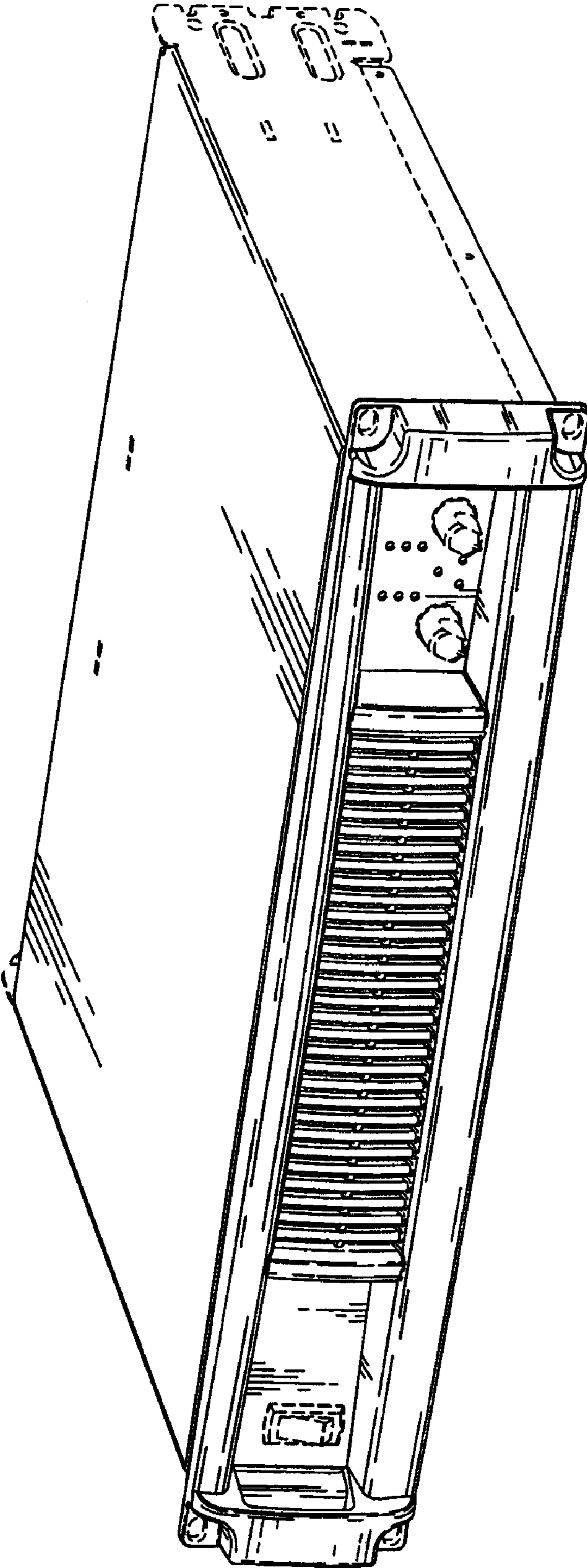


Fig. 1

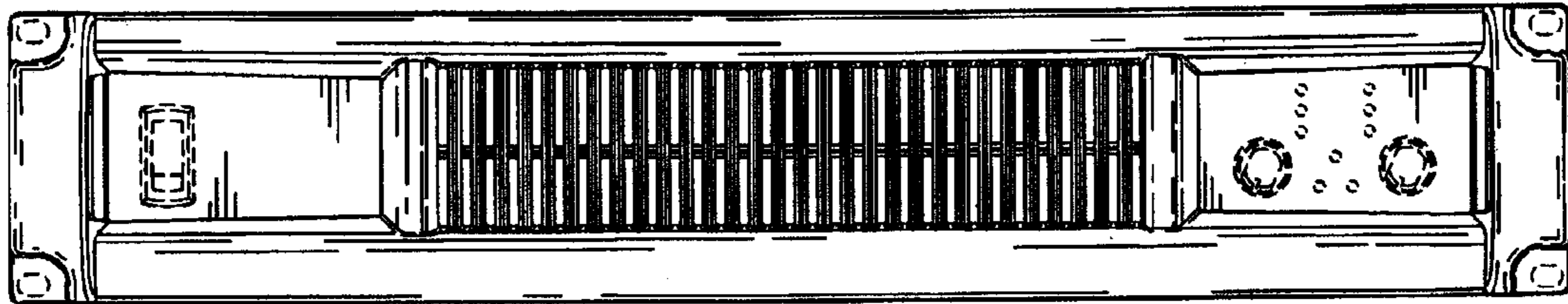


Fig. 2




Fig. 3

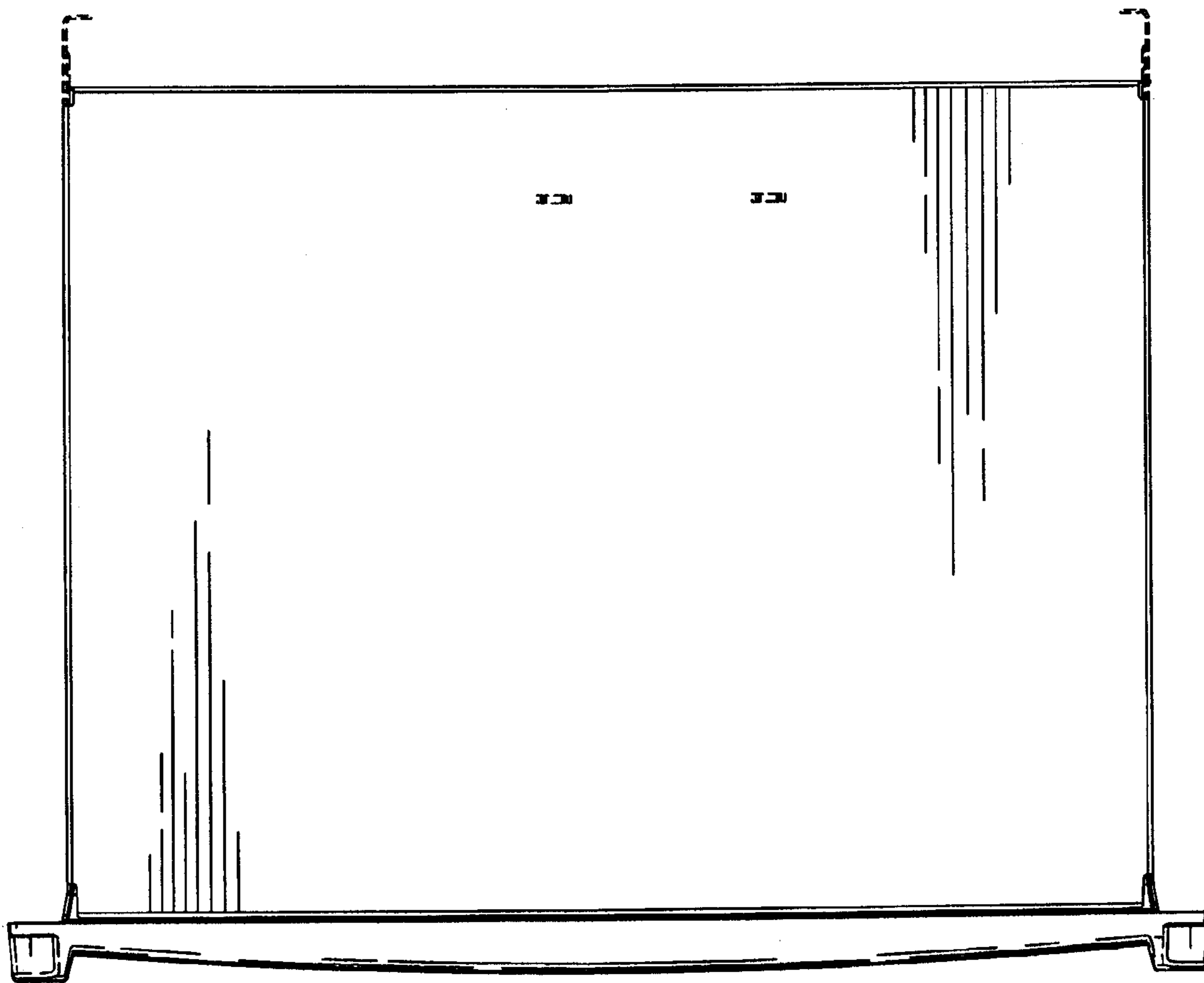


Fig. 4

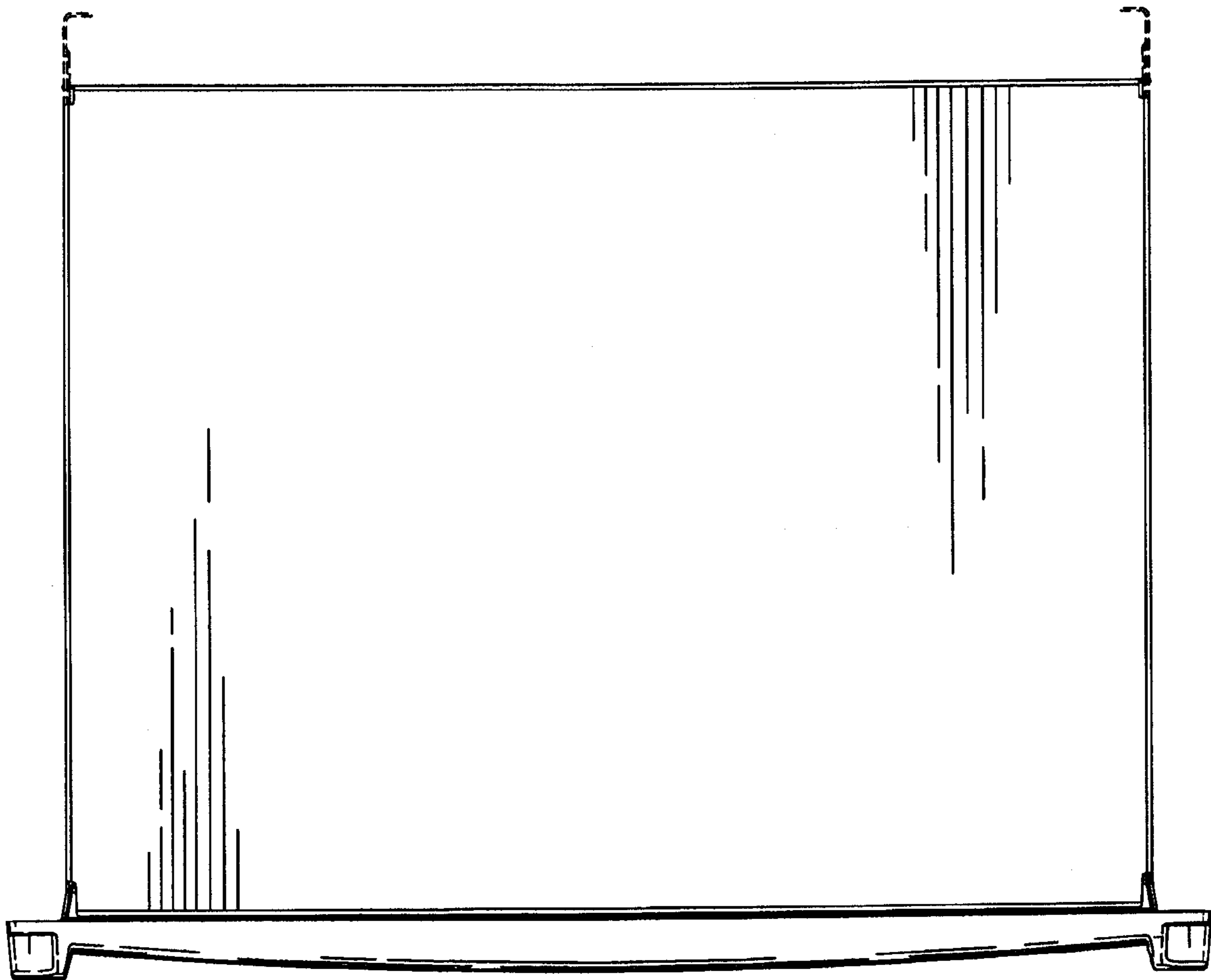


Fig. 5

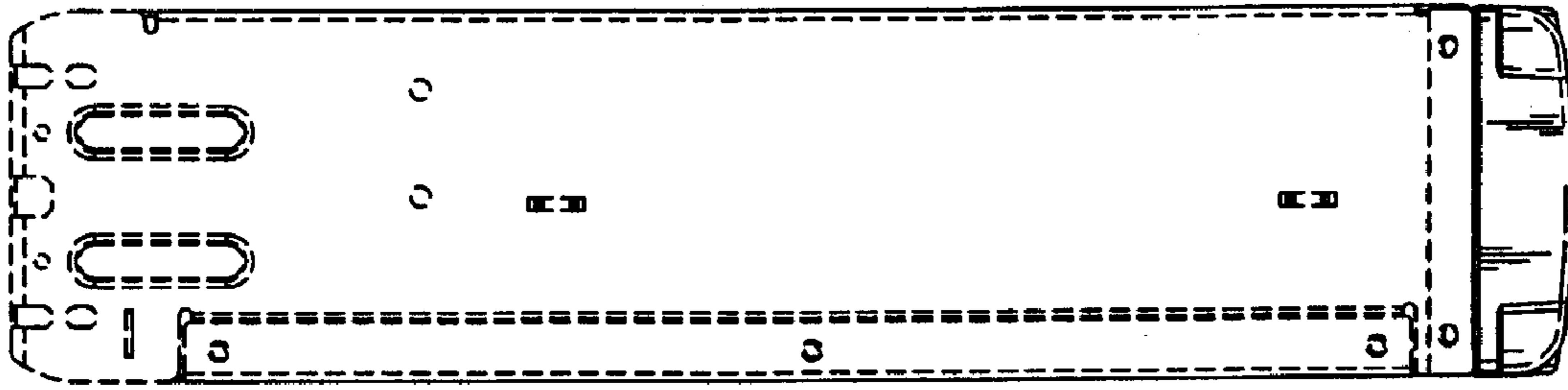


Fig. 6




Fig. 7