

US00D565501S

(12) **United States Design Patent** (10) **Patent No.:** **US D565,501 S**
Lo (45) **Date of Patent:** **** Apr. 1, 2008**

(54) **TIRE**
(76) **Inventor:** **Tsai Jen Lo**, No. 215, Meei-Kong Road, Ta-suen, Chang-Hwa (TW)
(**) **Term:** **14 Years**

D522,450 S * 6/2006 Gerasimczuk D12/544
D524,725 S * 7/2006 Gerasimczuk D12/544
D548,674 S * 8/2007 Nishimori et al. D12/544
D548,675 S * 8/2007 Nishimori et al. D12/544
D555,076 S * 11/2007 Sakakibara et al. D12/544
D555,077 S * 11/2007 Lo D12/544
D555,579 S * 11/2007 Lo D12/544

(21) **Appl. No.:** **29/287,912**

* cited by examiner

(22) **Filed:** **Oct. 2, 2007**

Primary Examiner—Stacia Cadmus
(74) *Attorney, Agent, or Firm*—Rosenberg, Klein & Lee

(51) **LOC (8) Cl.** **12-15**

(52) **U.S. Cl.** **D12/544**

(58) **Field of Classification Search** D12/534–537,
D12/544, 569–572, 579; 152/209.1, 209.8,
152/209.11, 209.12, 209.25, 209.28

See application file for complete search history.

(57) **CLAIM**

The ornamental design for a “tire,” as shown and described.

(56) **References Cited**

DESCRIPTION

U.S. PATENT DOCUMENTS

FIG. 1 is a perspective view of a tire, showing my new design, it being understood that the pattern shown repeats uniformly throughout the circumference of the tread;


FIG. 2 is a front elevational view thereof;

FIG. 3 is a right side elevational view thereof, the opposing side being a mirror image thereof; and,

FIG. 4 is an enlarged fragmentary frontal view thereof showing the tread pattern in greater detail.

D305,527 S * 1/1990 Igarashi D12/544
D316,695 S * 5/1991 Fujiki D12/544
D415,452 S * 10/1999 Kasai D12/544
D429,666 S * 8/2000 Rooney D12/544
D459,289 S * 6/2002 Lo D12/544
D490,361 S * 5/2004 Rooney et al. D12/536
D508,674 S * 8/2005 Dumigan et al. D12/544
D514,501 S * 2/2006 Nishimori D12/544

1 Claim, 4 Drawing Sheets



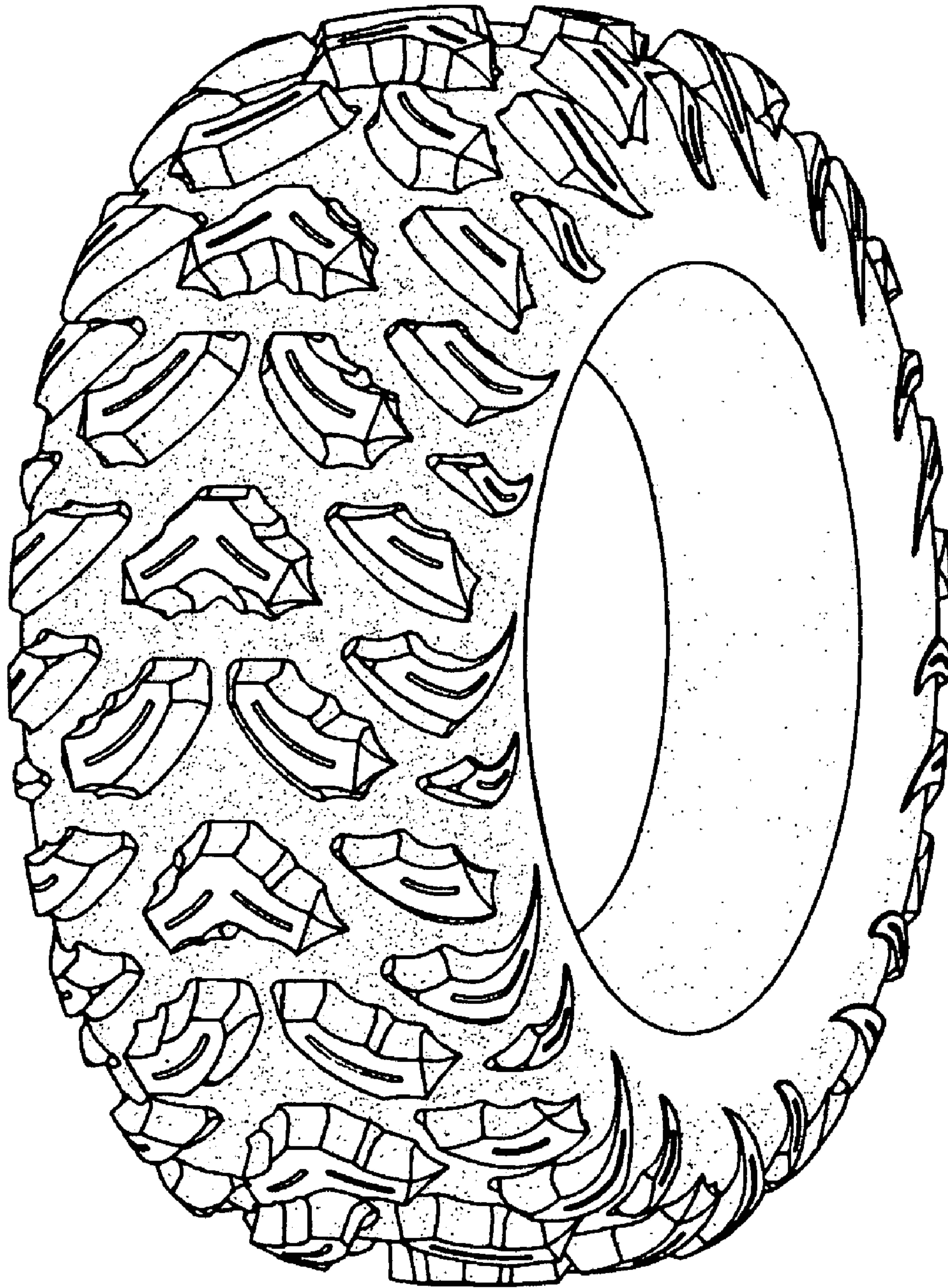


Fig. 1




Fig. 2




Fig. 3




Fig. 4