



US00D565496S

(12) **United States Design Patent**  
**Disla**

(10) **Patent No.:** **US D565,496 S**

(45) **Date of Patent:** **\*\* Apr. 1, 2008**

(54) **WATER CRAFT WITH SEE-THROUGH  
BOTTOM**

(76) **Inventor:** **Jorge E. Disla**, 14940 Leisure Dr.,  
Miami, FL (US) 33033

(\*\*) **Term:** **14 Years**

(21) **Appl. No.:** **29/279,382**

(22) **Filed:** **Apr. 28, 2007**

(51) **LOC (8) Cl.** ..... **12-06**

(52) **U.S. Cl.** ..... **D12/316; D12/300**

(58) **Field of Classification Search** ..... D12/300,  
D12/316, 317; D21/801, 803, 810, 769,  
D21/770; 114/55.5, 55.51, 55.58, 345  
See application file for complete search history.

(56) **References Cited**

**U.S. PATENT DOCUMENTS**

1,712,620	A *	5/1929	Johnson	.....	114/55.58
D221,110	S *	7/1971	Valentine	.....	D12/300
D233,904	S *	12/1974	Dage	.....	D21/770
D293,566	S *	1/1988	Lindheimer	.....	D12/300

5,101,752	A *	4/1992	Smollar et al.	.....	114/345
D334,912	S *	4/1993	Harman	.....	D12/316
D349,322	S *	8/1994	Wolfe	.....	D21/770
5,394,820	A *	3/1995	Dach	.....	114/55.58
D509,470	S *	9/2005	Weir et al.	.....	D12/316

\* cited by examiner

*Primary Examiner*—Holly H. Baynham

*Assistant Examiner*—Cynthia M. Chin

(57) **CLAIM**

The ornamental design for a water craft with see-through bottom, as shown and described.

**DESCRIPTION**

FIG. 1 is a top plan view of the water craft with see-through bottom showing my new design;

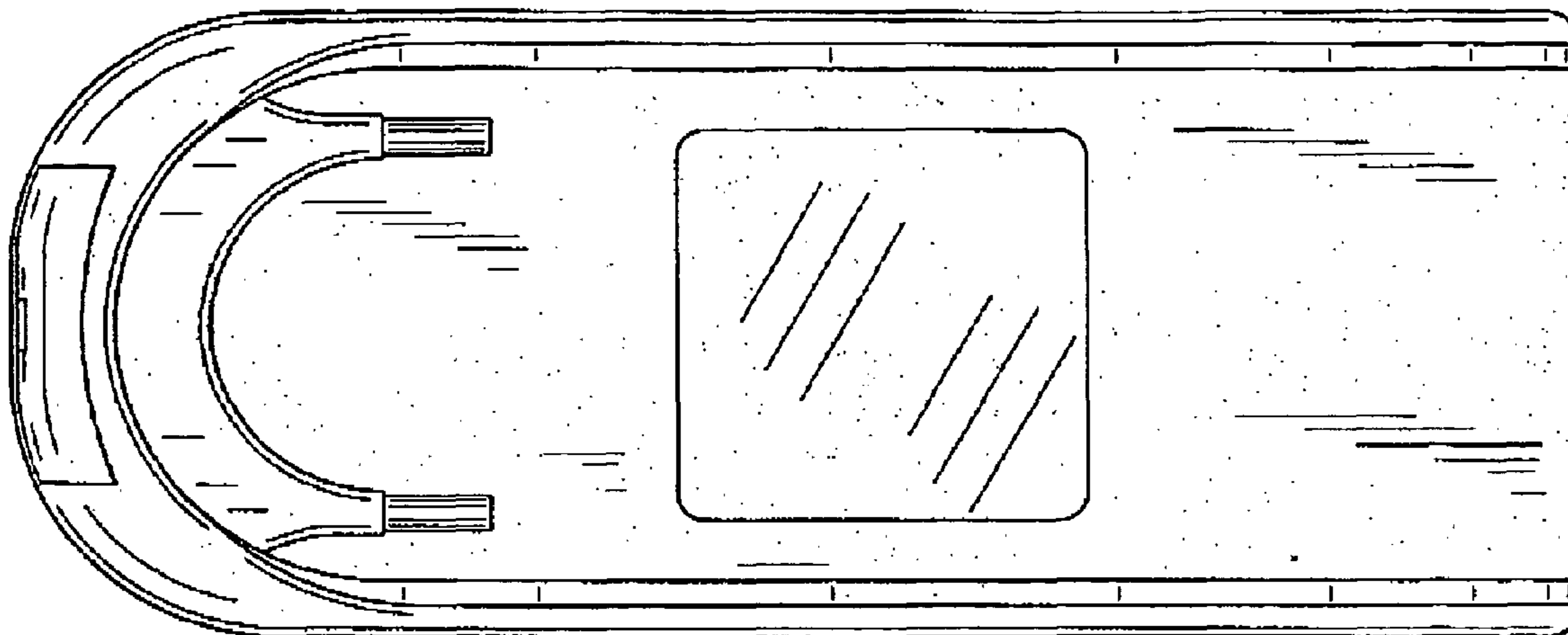
FIG. 2 is a bottom plan view thereof;

FIG. 3 is a front elevational view thereof;

FIG. 4 is a rear elevational view thereof; and,

FIG. 5 is a side elevational view thereof.

**1 Claim, 2 Drawing Sheets**



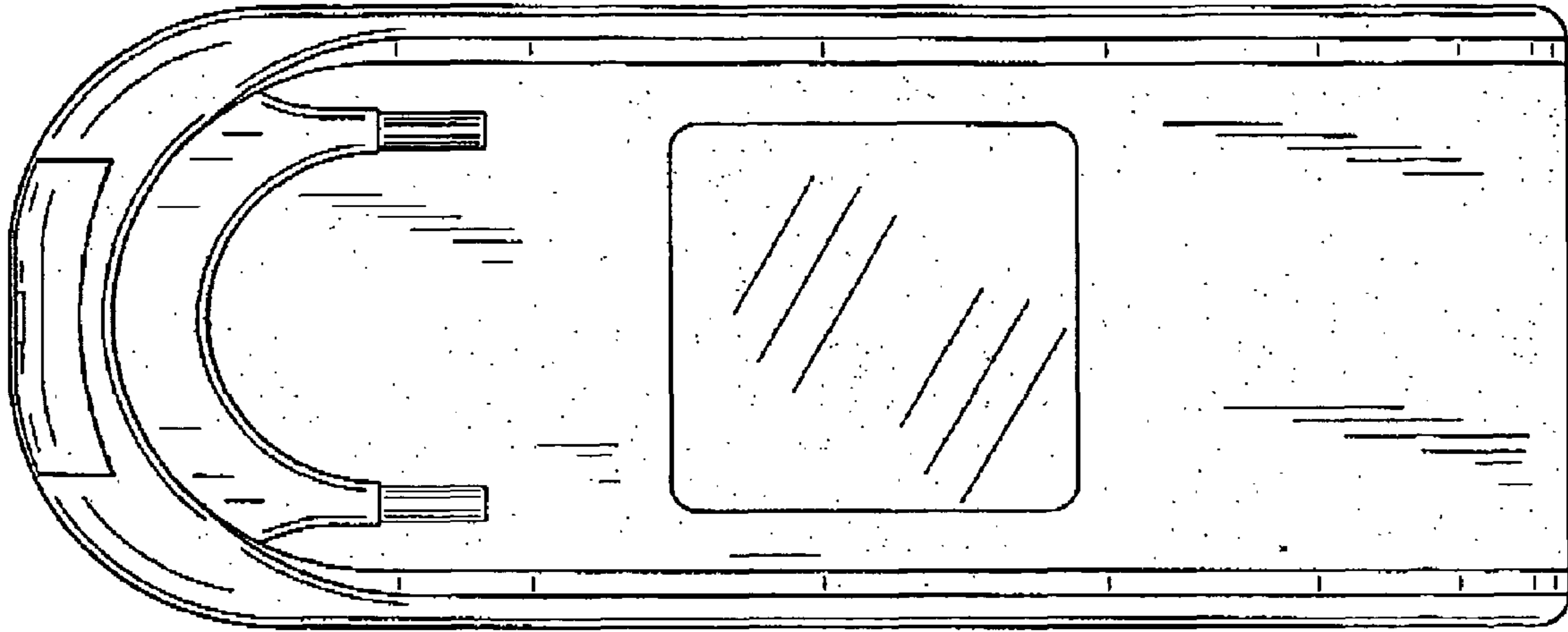


FIG. 1




FIG. 2

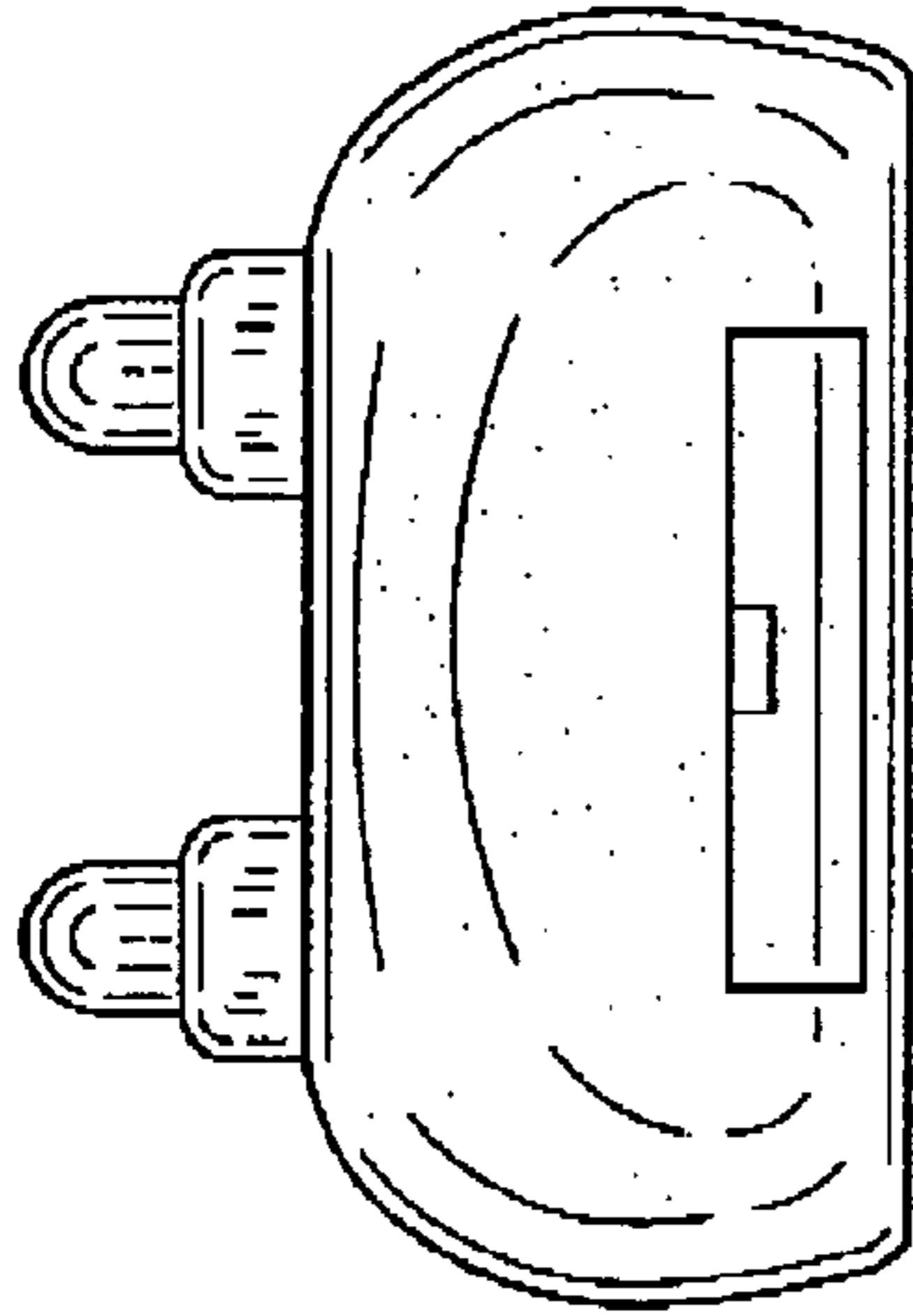


FIG. 3

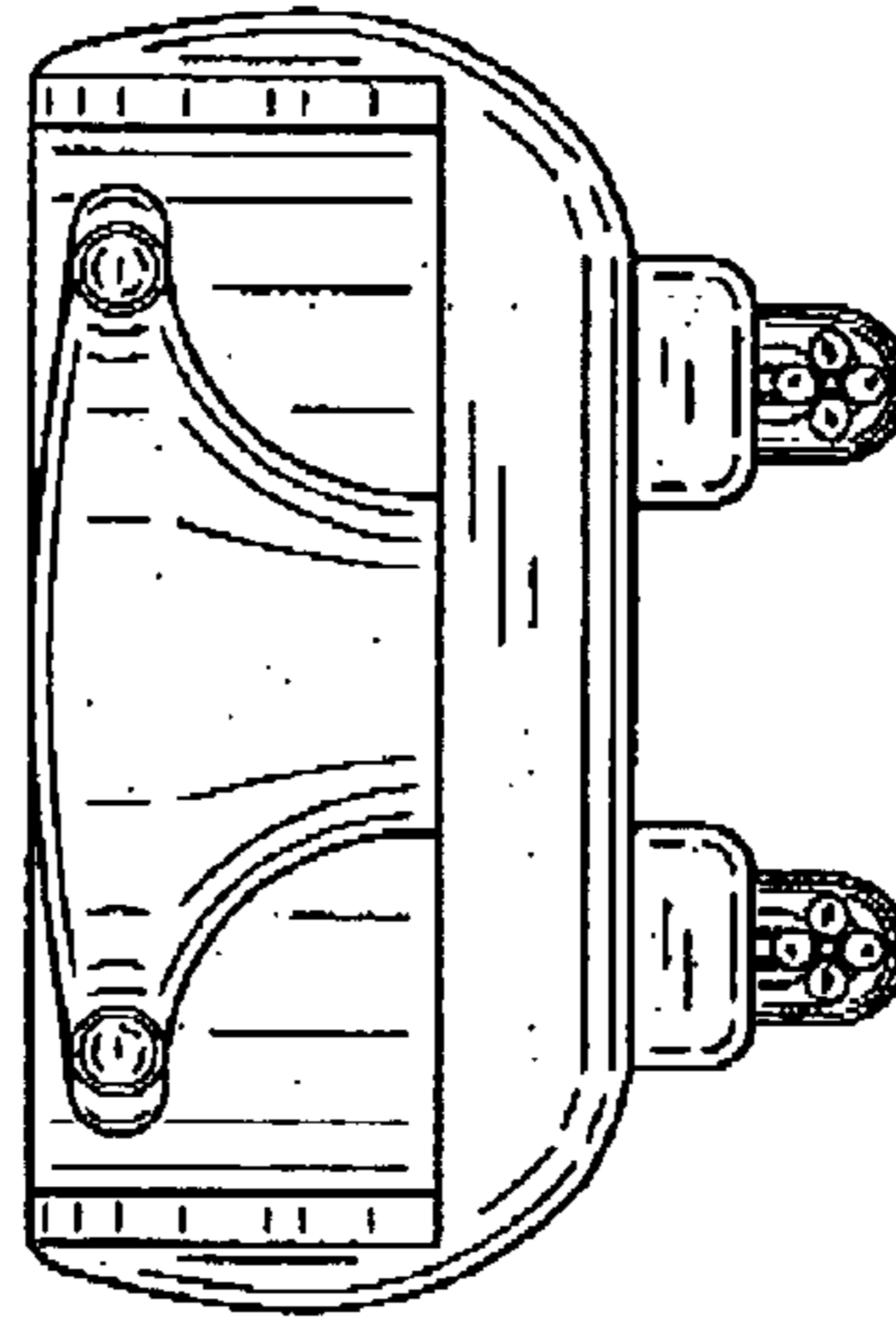


FIG. 4

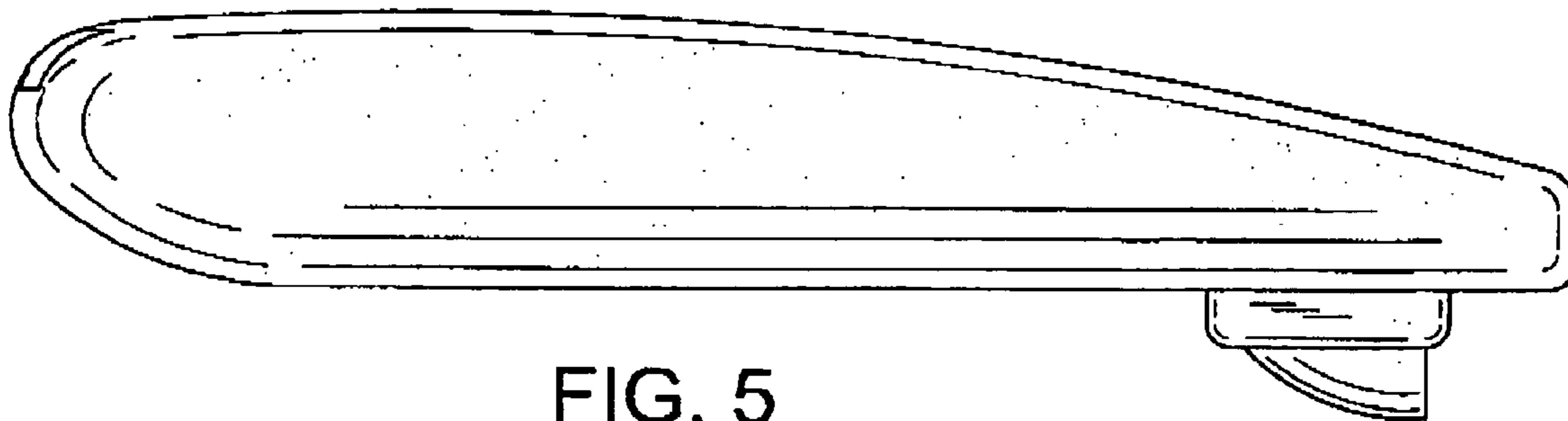


FIG. 5