



US00D565477S

(12) **United States Design Patent**
Ishibashi et al.

(10) **Patent No.:** **US D565,477 S**

(45) **Date of Patent:** **** Apr. 1, 2008**

(54) **REAR GRILL FOR AN AUTOMOBILE**

(75) Inventors: **Takuya Ishibashi**, Toyota (JP);
Takahiro Kanno, Toyota (JP)

(73) Assignee: **Toyota Jidosha Kabushiki Kaisha**,
Toyota (JP)

(**) Term: **14 Years**

(21) Appl. No.: **29/274,309**

(22) Filed: **Apr. 13, 2007**

(30) **Foreign Application Priority Data**

Dec. 29, 2006 (JP) 2006-036302

(51) **LOC (8) Cl.** **12-16**

(52) **U.S. Cl.** **D12/163**

(58) **Field of Classification Search** D12/163,
D12/171, 90-92, 216, 169, 196; 180/68.1,
180/68.6; 296/193.11; 293/102, 113, 115
See application file for complete search history.

(56) **References Cited**

U.S. PATENT DOCUMENTS

D479,166 S * 9/2003 Tanaka et al. D12/163
D528,480 S * 9/2006 Otsubo et al. D12/163
D531,096 S * 10/2006 Sudo D12/163
D535,223 S * 1/2007 Gaffka et al. D12/163

OTHER PUBLICATIONS

2005 New York Press Kit, Lexus LF-A (2005); Toyota; Publication
Date Unknown.

2006 Paris Motor Show Press Kit, Audi R8, Audi; Publication Date
Unknown.

Show Press Kit; Lexus IS-F; Toyota; Jan. 8, 2007.

* cited by examiner

Primary Examiner—Melody N. Brown

(74) *Attorney, Agent, or Firm*—Finnegan, Henderson,
Farabow, Garrett & Dunner, L.L.P.

(57) **CLAIM**

The ornamental design for a rear grill for an automobile, as
shown and described.

DESCRIPTION

FIG. 1 is a front, perspective view of a rear grill for an
automobile of our new design;

FIG. 2 is a front elevational view thereof;

FIG. 3 is a rear elevational view thereof;

FIG. 4 is a right side elevational view thereof;


FIG. 5 is a left side elevational view thereof;

FIG. 6 is a top plan view thereof; and,

FIG. 7 bottom plan view thereof.

Our design includes the mirror image that is not presently
shown of the embodiment depicted.

1 Claim, 3 Drawing Sheets



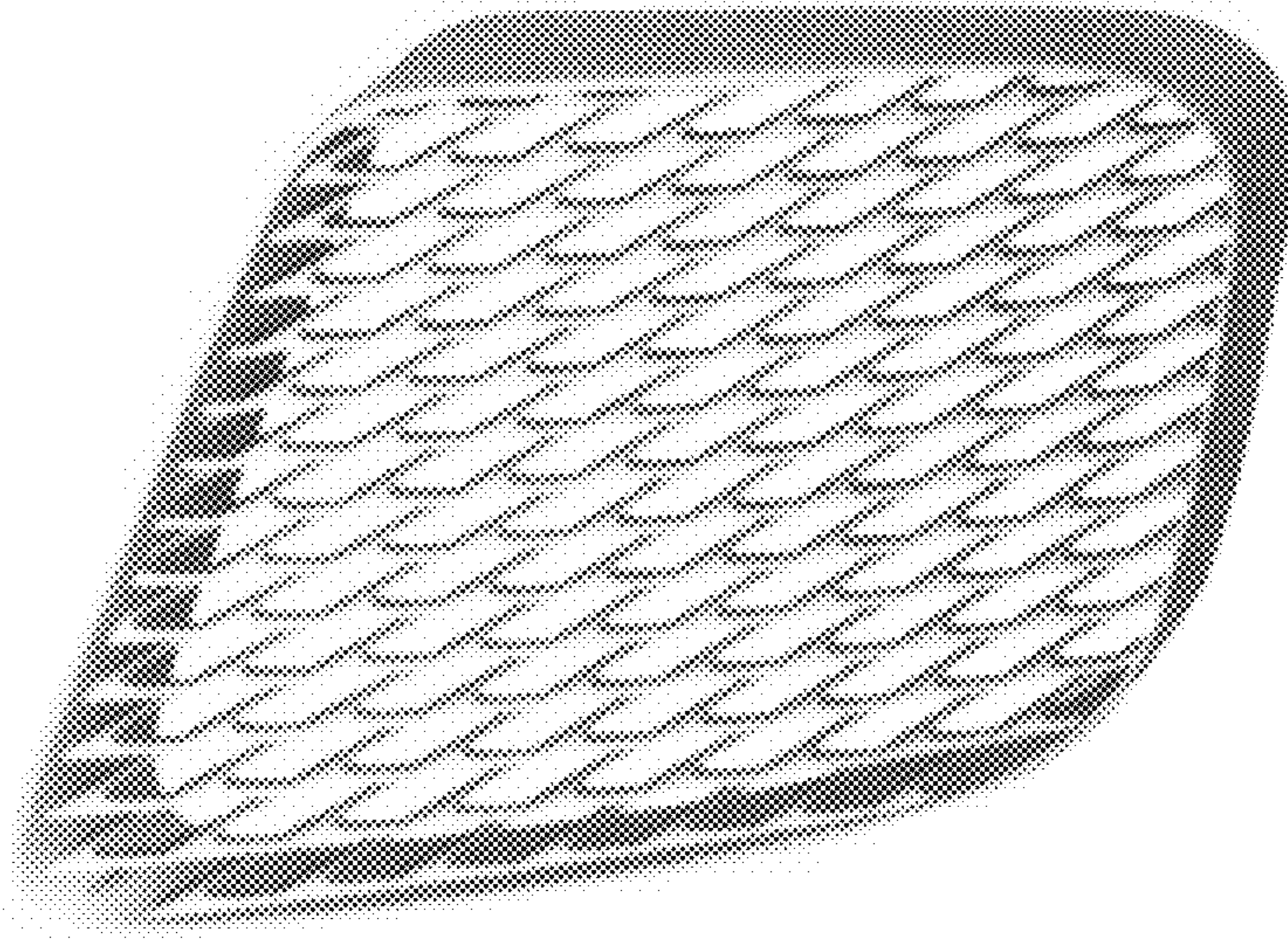


FIG. 1




FIG. 2




FIG. 3




FIG. 4




FIG. 5




FIG. 6



FIG. 7