

US00D565468S

(12) **United States Design Patent**
Abe

(10) **Patent No.:** **US D565,468 S**

(45) **Date of Patent:** **** Apr. 1, 2008**

(54) **SURFACE CONFIGURATION OF A VEHICLE BODY, TOY, AND/OR REPLICA**

D514,475 S * 2/2006 Lee D12/92
D525,175 S * 7/2006 Konaka D12/92
D547,699 S * 7/2007 Okazaki et al. D12/92

(75) Inventor: **Toshiyuki Abe**, Fujisawa (JP)

* cited by examiner

(73) Assignee: **Nissan Motor Co., Ltd.**, Yokohama-shi (JP)

Primary Examiner—Melody N. Brown
(74) *Attorney, Agent, or Firm*—Foley & Lardner LLP

(**) Term: **14 Years**

(21) Appl. No.: **29/274,735**

(57) **CLAIM**

(22) Filed: **May 18, 2007**

The ornamental design for a surface configuration of a vehicle body, toy, and/or replica, as shown and described.

(30) **Foreign Application Priority Data**

DESCRIPTION

Nov. 24, 2006 (JP) D2006-032155

FIG. 1 is a front perspective view of a surface configuration of a vehicle body, toy, and/or replica;

(51) **LOC (8) Cl.** **12-08**

FIG. 2 is a rear perspective view thereof;

(52) **U.S. Cl.** **D12/92**

FIG. 3 is a front view thereof;

(58) **Field of Classification Search** D12/90–92,
D12/86; 296/181.1, 181.5

FIG. 4 is a rear view thereof;

See application file for complete search history.

FIG. 5 is a left side view thereof;

(56) **References Cited**

FIG. 6 is a right side view thereof; and,

U.S. PATENT DOCUMENTS

FIG. 7 is a top plan view thereof.

D505,360 S * 5/2005 Kodama et al. D12/92

1 Claim, 3 Drawing Sheets




Fig.1




Fig.2




Fig.3

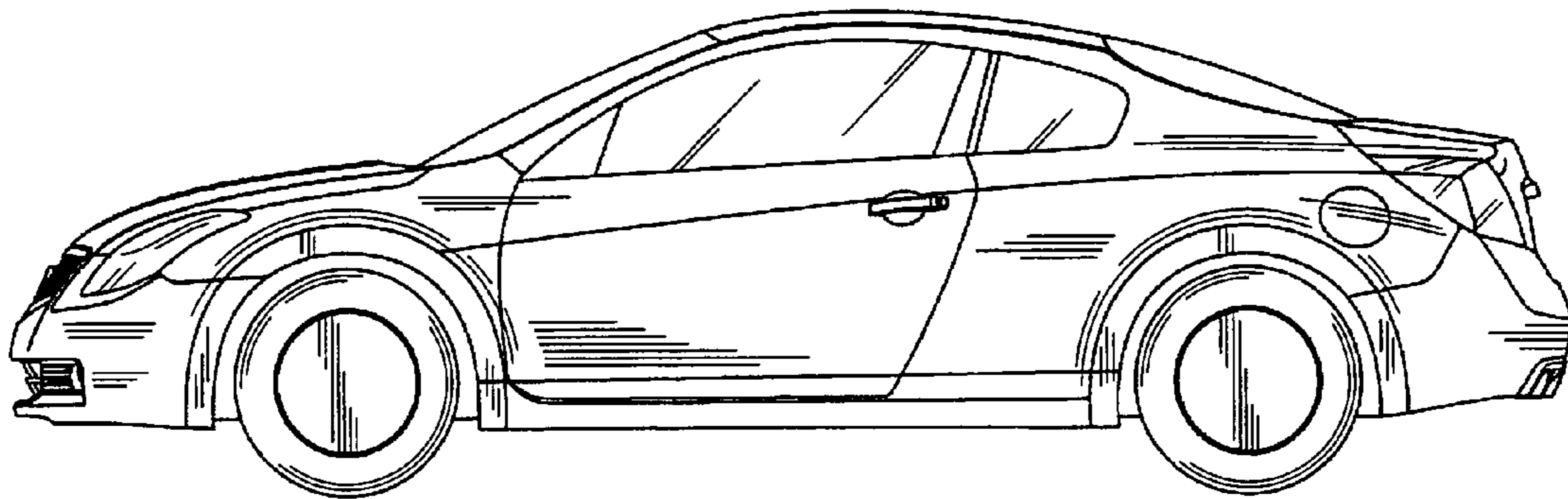


Fig.4

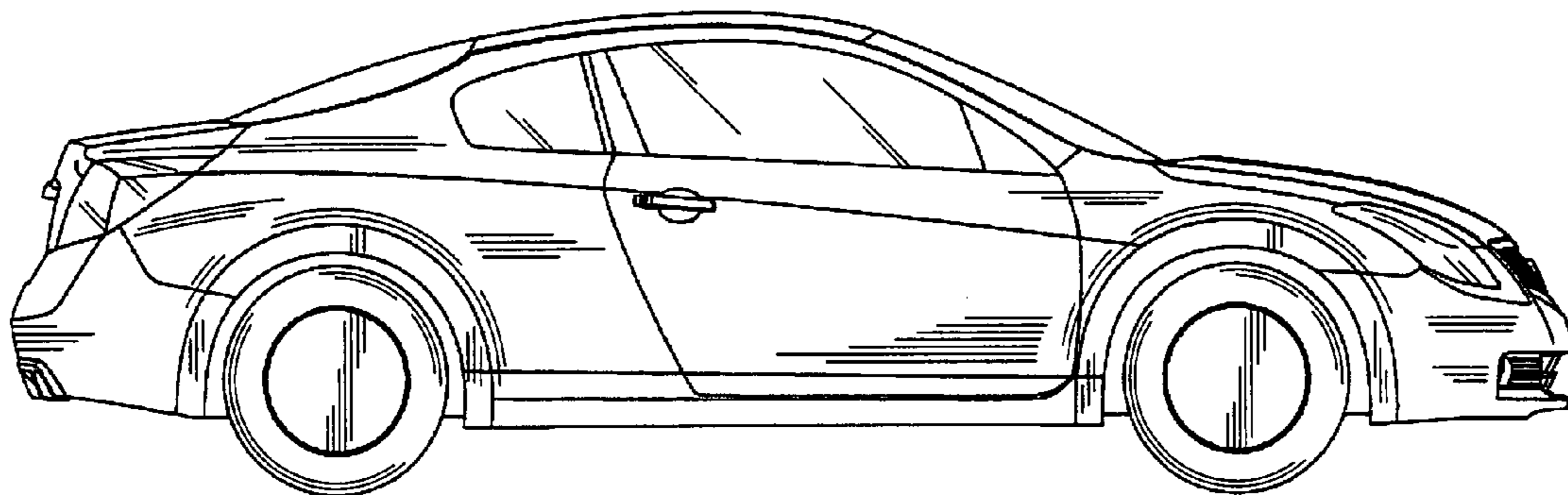


Fig.5




Fig.6

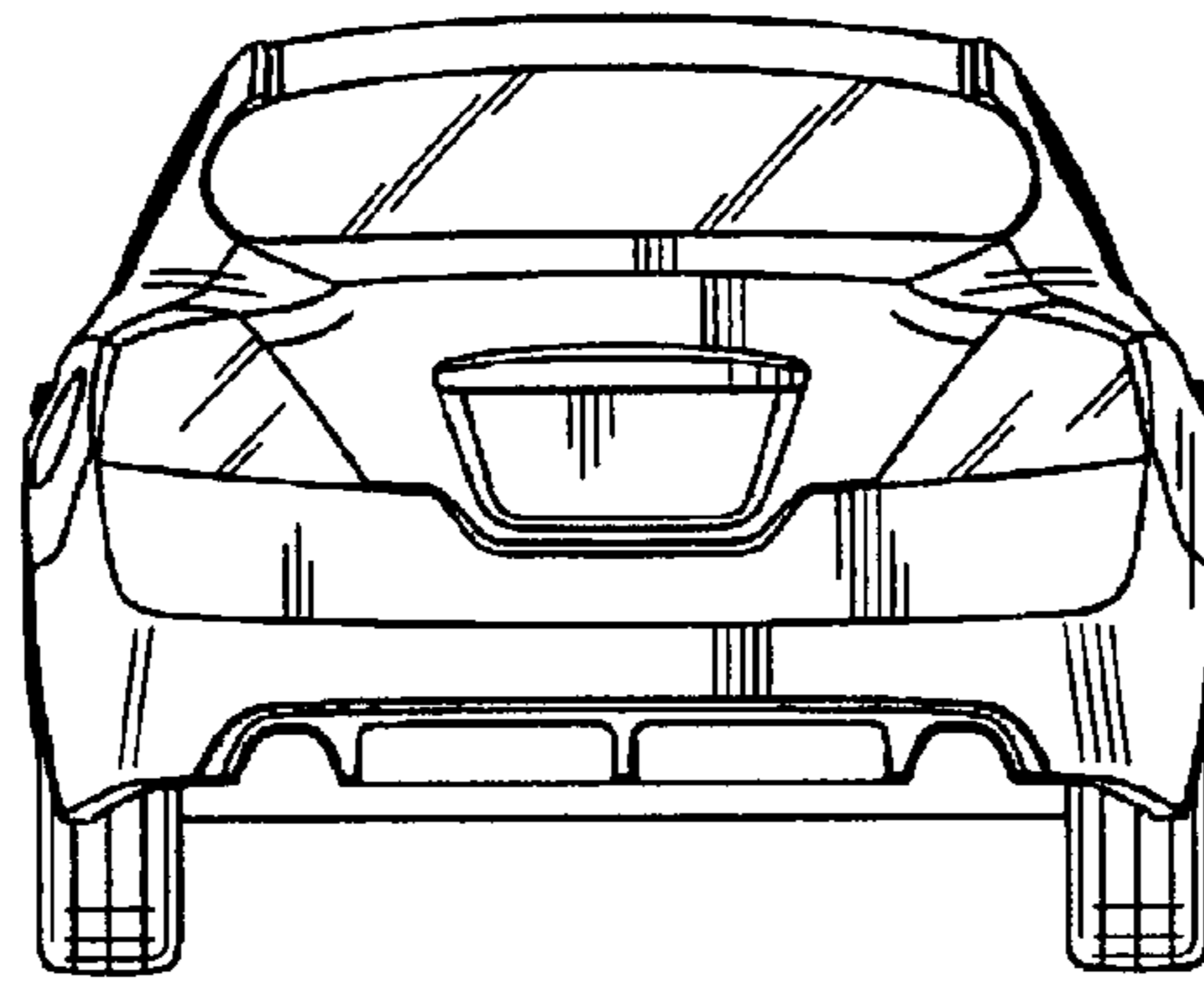


Fig.7

