

US00D565459S

(12) **United States Design Patent** (10) **Patent No.:** **US D565,459 S**
Fears (45) **Date of Patent:** **** Apr. 1, 2008**

(54) **ORNAMENTAL BASE FOR A SCULPTURE**

(75) Inventor: **John M. Fears**, Laguna Niguel, CA (US)

(73) Assignee: **Exotic Collections, Inc.**, Laguna Niguel, CA (US)

(**) Term: **14 Years**

(21) Appl. No.: **29/251,829**

(22) Filed: **Jan. 3, 2006**

(51) **LOC (8) Cl.** **11-02**

(52) **U.S. Cl.** **D11/164; D2/897**

(58) **Field of Classification Search** D11/157,
D11/158, 160, 163, 164, 127, 141; D5/53;
428/17, 18; D21/455, 458, 576-661; D2/897,
D2/943, 944, 930, 932

See application file for complete search history.

(56) **References Cited**

U.S. PATENT DOCUMENTS

D49,573 S *	8/1916	Le Baron et al.	D2/944
D95,969 S *	6/1935	Lanz	D2/944
D98,241 S *	1/1936	Ebling	D2/944
D108,101 S *	1/1938	Lanz	D2/944
D118,417 S *	1/1940	Pick	D2/944
D123,480 S *	11/1940	Hubbard	D2/944
D125,090 S *	2/1941	Merritt	D2/944
D157,901 S *	3/1950	Price	D2/944
D157,902 S *	3/1950	Price	D2/944
D168,181 S *	11/1952	Ottenberg et al.	D2/944
D247,996 S *	5/1978	Anderson	D2/897
D260,699 S *	9/1981	Yu	D3/211
D295,269 S *	4/1988	Allgood, II	D11/157
D418,290 S *	1/2000	Cosentino	D3/211
D421,177 S *	2/2000	Cosentino	D3/211
D432,297 S *	10/2000	Cosentino	D3/211
D442,776 S *	5/2001	Cosentino	D3/211
D443,982 S *	6/2001	Cosentino	D3/211

D447,329 S *	9/2001	Duclos	D2/969
D449,434 S *	10/2001	Erickson et al.	D2/969
D449,439 S *	10/2001	Gray	D3/211
D452,362 S *	12/2001	Mastroianni et al.	D2/908
D462,834 S *	9/2002	Cosentino	D3/211
D462,835 S *	9/2002	Cosentino	D3/211
D462,836 S *	9/2002	Cosentino	D3/211
D463,110 S *	9/2002	Cosentino	D3/211
D463,111 S *	9/2002	Cosentino	D3/211
D469,951 S *	2/2003	Cosentino	D3/211
D471,004 S *	3/2003	Cosentino	D3/211
D472,696 S *	4/2003	Magro	D2/902

* cited by examiner

Primary Examiner—Robert M. Spear

Assistant Examiner—George D Kirschbaum

(74) *Attorney, Agent, or Firm*—Myers Dawes Andras & Sherman LLP; Joseph C. Andras

(57) **CLAIM**

I claim the ornamental design for the ornamental base for a sculpture, as shown and described.

DESCRIPTION

FIG. 1 is a front perspective view of an ornamental base for a sculpture showing my new design;

FIG. 2 is a front left perspective close-up view thereof;

FIG. 3 is a front elevational view thereof;

FIG. 4 is a rear elevational view thereof;

FIG. 5 is a top plan view thereof;

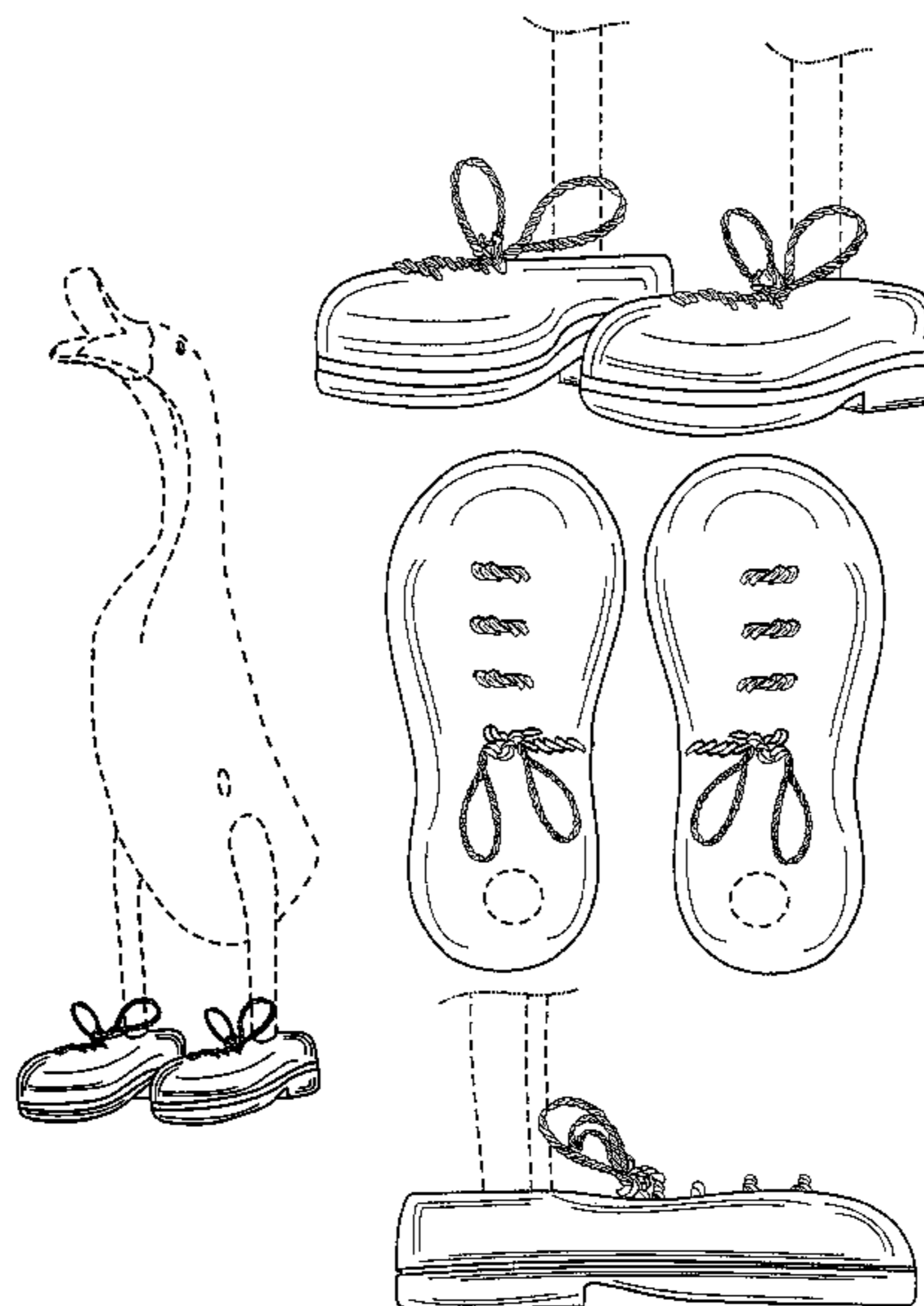
FIG. 6 is a bottom plan view thereof;

FIG. 7 is a right side elevational view thereof; and,

FIG. 8 is a left side view thereof.

The broken lines depict unclaimed environmental subject matter.

1 Claim, 5 Drawing Sheets






FIG. 1

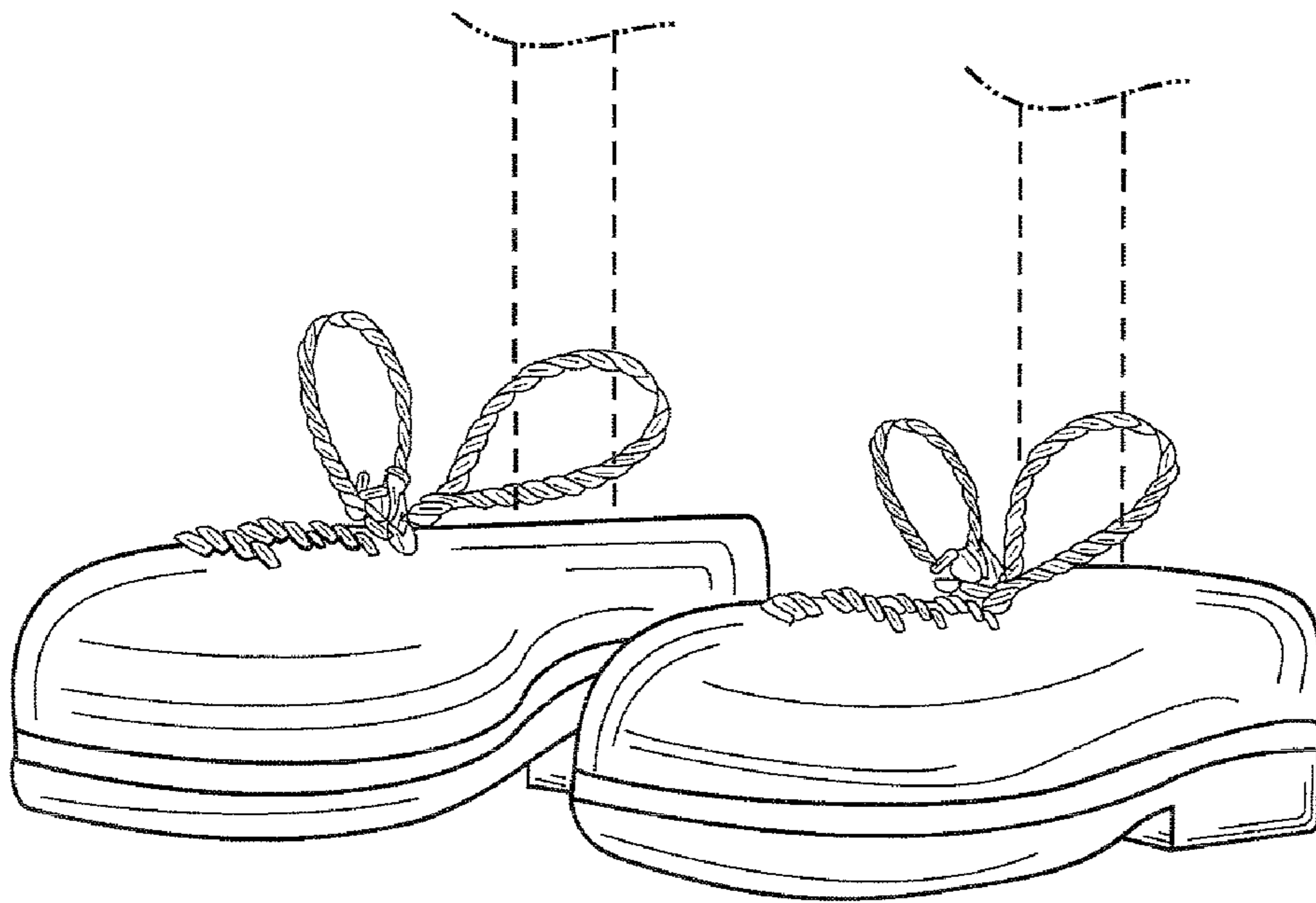


FIG. 2

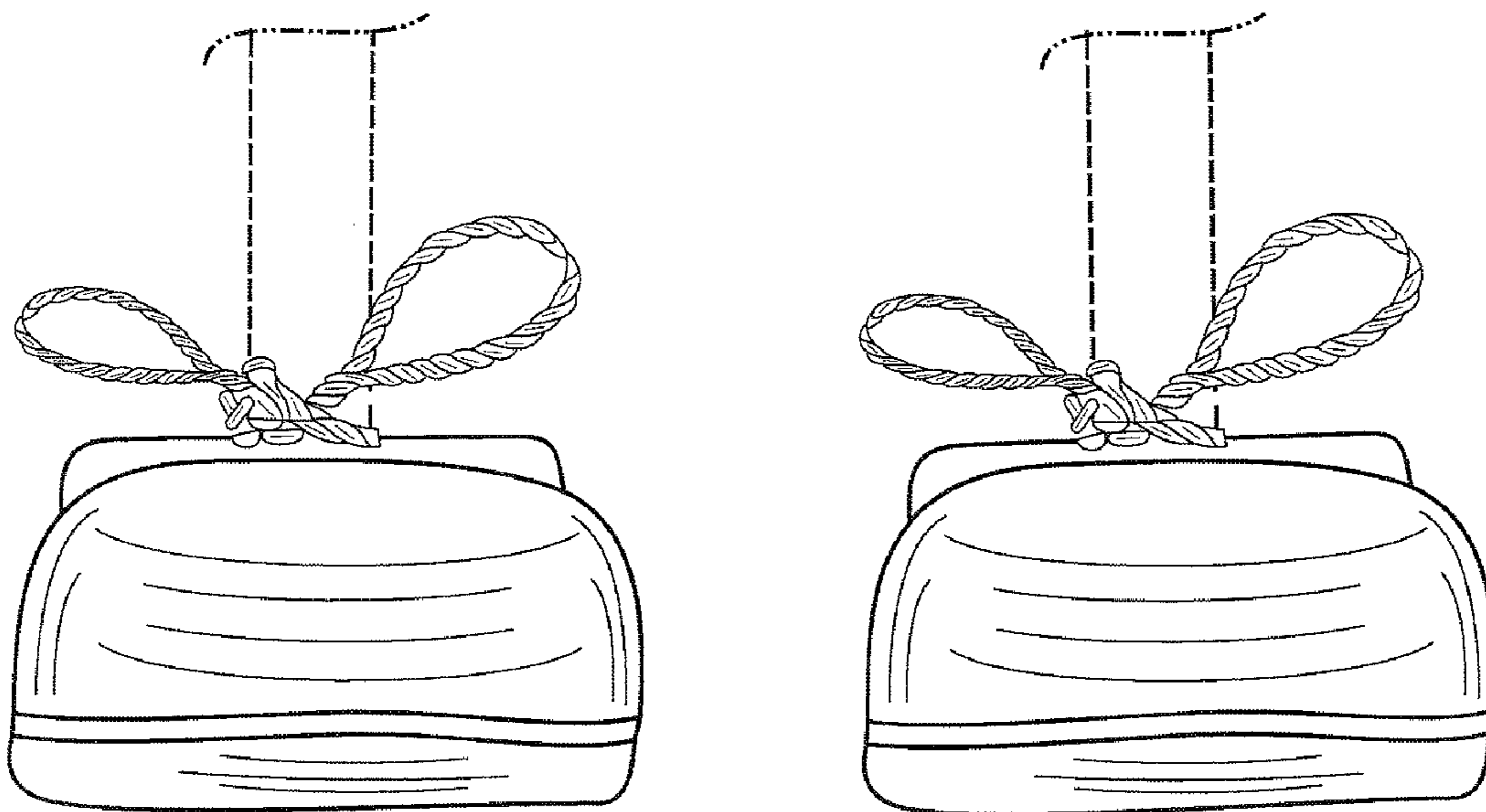


FIG. 3

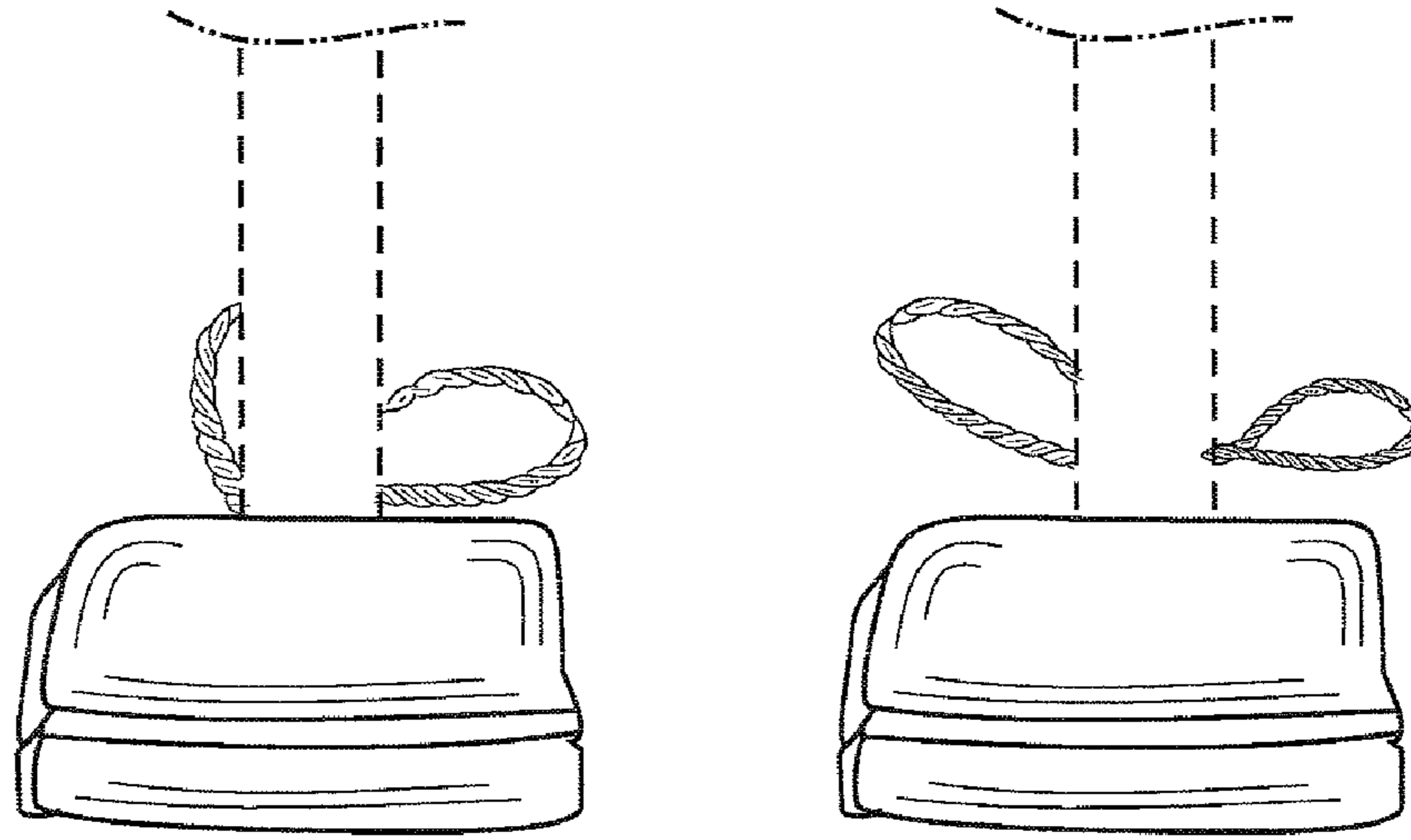


FIG. 4

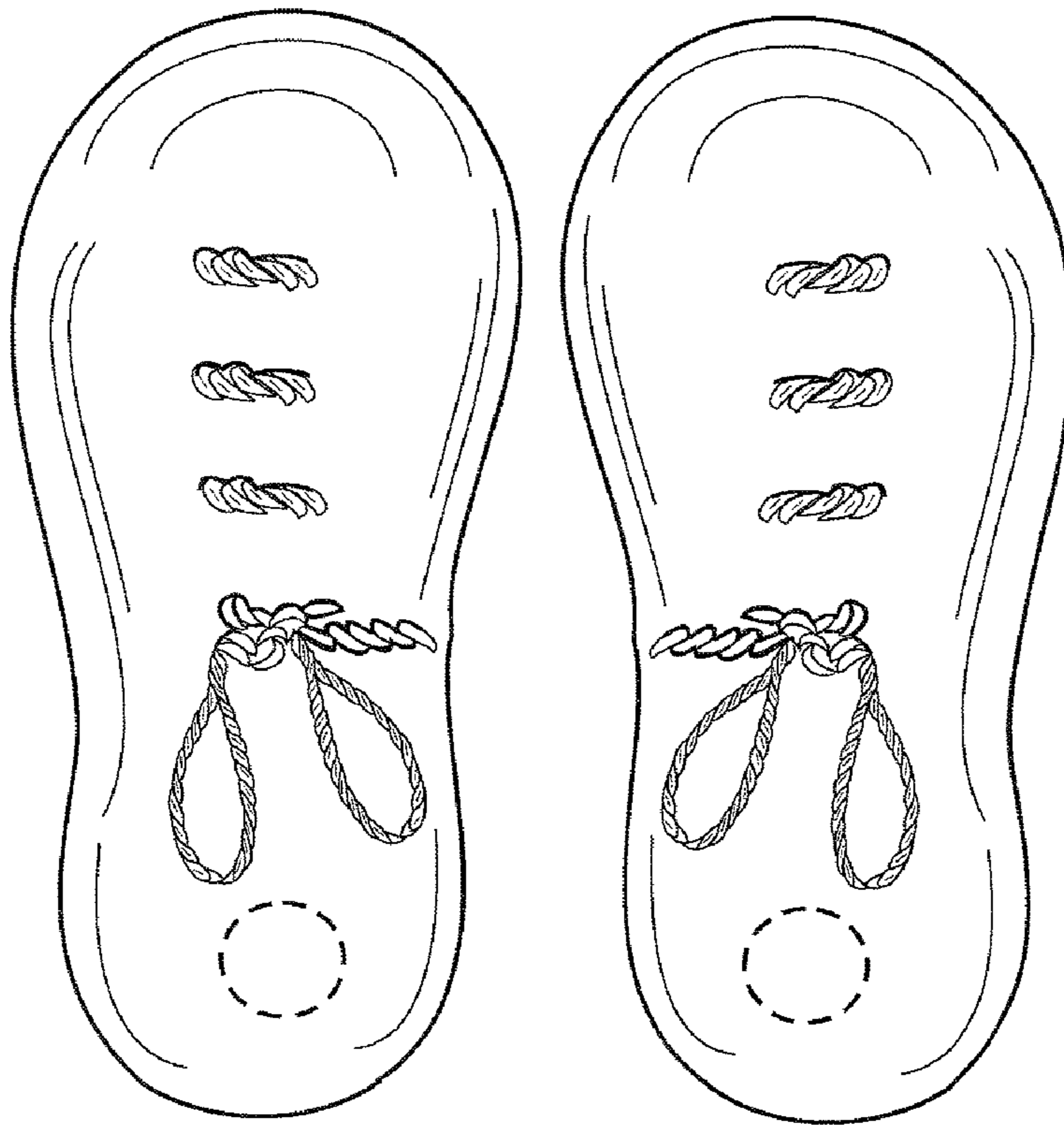


FIG. 5

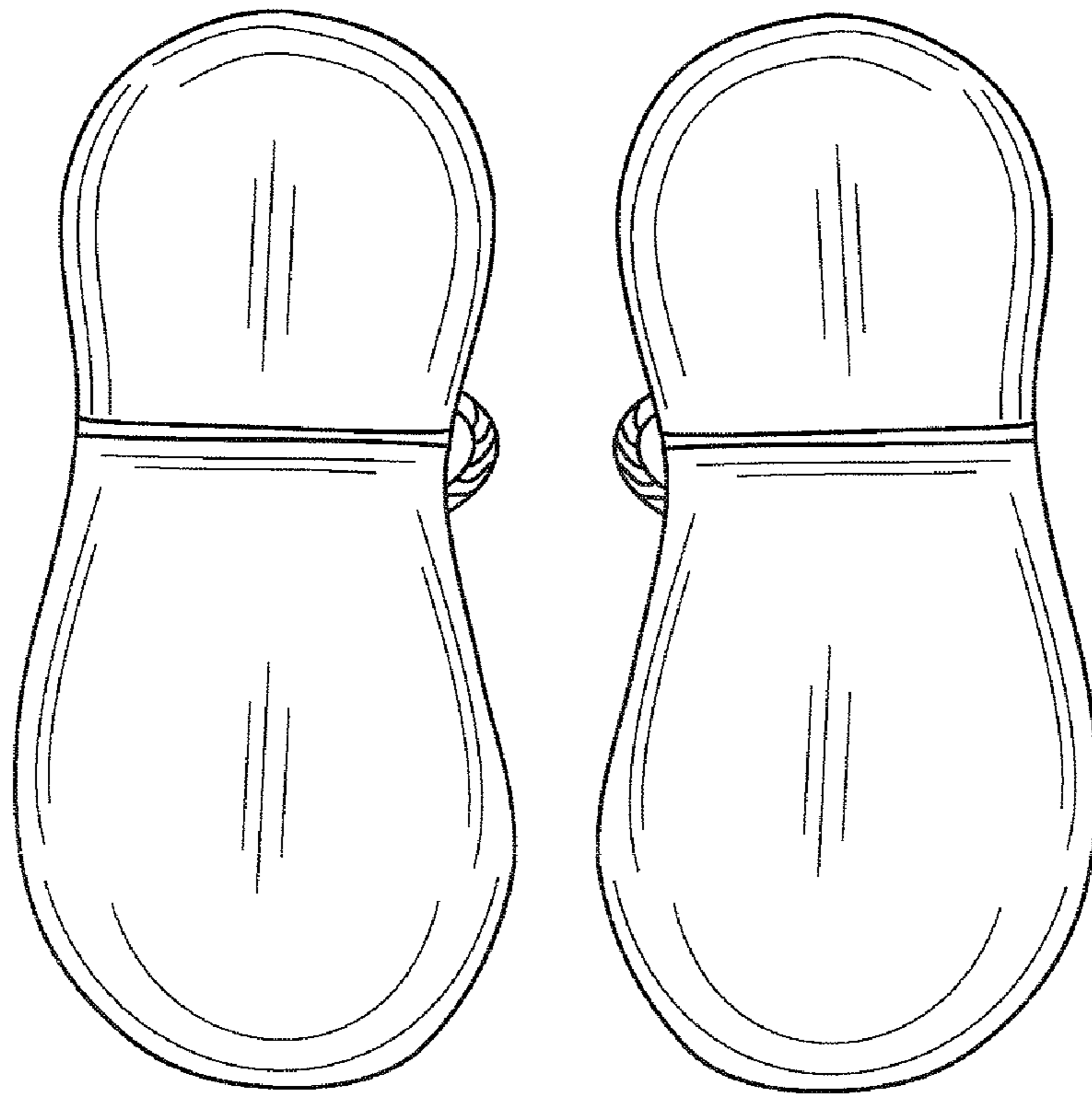


FIG. 6




FIG. 7

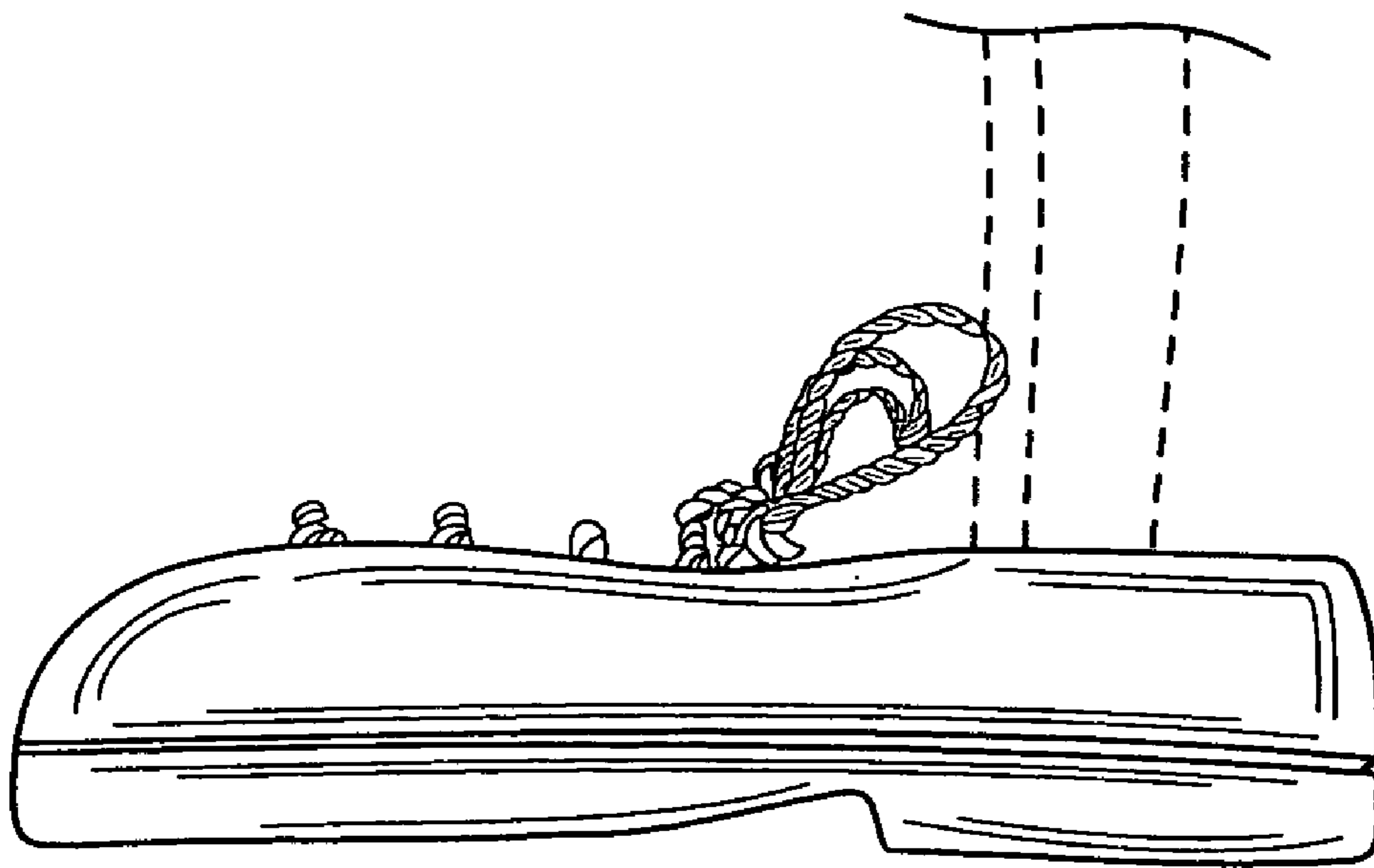


FIG. 8