



US00D565448S

(12) **United States Design Patent**  
**Prak et al.**

(10) **Patent No.:** **US D565,448 S**

(45) **Date of Patent:** **\*\* Apr. 1, 2008**

(54) **INSPIRATIONAL BRACELET**

(76) Inventors: **Andrew Prak**, 13450 Julian Ave.,  
Lakeside, CA (US) 92040; **John**  
**Aguon**, 2414 Sweet Sage St., Chula  
Vista, CA (US) 91915

(\*\*) Term: **14 Years**

(21) Appl. No.: **29/246,899**

(22) Filed: **May 19, 2006**

(51) **LOC (8) Cl.** ..... **11-01**

(52) **U.S. Cl.** ..... **D11/4**

(58) **Field of Classification Search** ..... D11/1-25,  
D11/32, 93, 94; 59/78, 79.2; 63/1.11, 3,  
63/3.1, 3.2, 5.1, 5.2, 7-11; 224/175  
See application file for complete search history.

(56) **References Cited**

**U.S. PATENT DOCUMENTS**

1,916,821 A	7/1933	Bigney	
D142,414 S *	9/1945	Hartley .....	D11/4
D144,062 S *	3/1946	Mann .....	D11/4
4,357,694 A	11/1982	Montuori	
D414,129 S *	9/1999	Clegg .....	D11/4

D415,058 S *	10/1999	Haase .....	D11/3
D415,976 S *	11/1999	Be .....	D11/4
D432,446 S *	10/2000	Santos .....	D11/5
6,782,648 B1	8/2004	Mosher, Jr.	
D497,826 S	11/2004	Nelson	
D519,872 S *	5/2006	Bulgari .....	D11/4

\* cited by examiner

*Primary Examiner*—Louis Zarfaz  
*Assistant Examiner*—Michael A. Pratt

(57) **CLAIM**

The ornamental design for an inspirational bracelet, as shown and described.

**DESCRIPTION**

FIG. 1 is a front elevational view of a inspirational bracelet showing our new design;  
FIG. 2 is a top plan view thereof;  
FIG. 3 is a rear elevational view thereof;  
FIG. 4 is a right side elevational thereof; and,  
FIG. 5 is a left side elevational thereof.

**1 Claim, 5 Drawing Sheets**

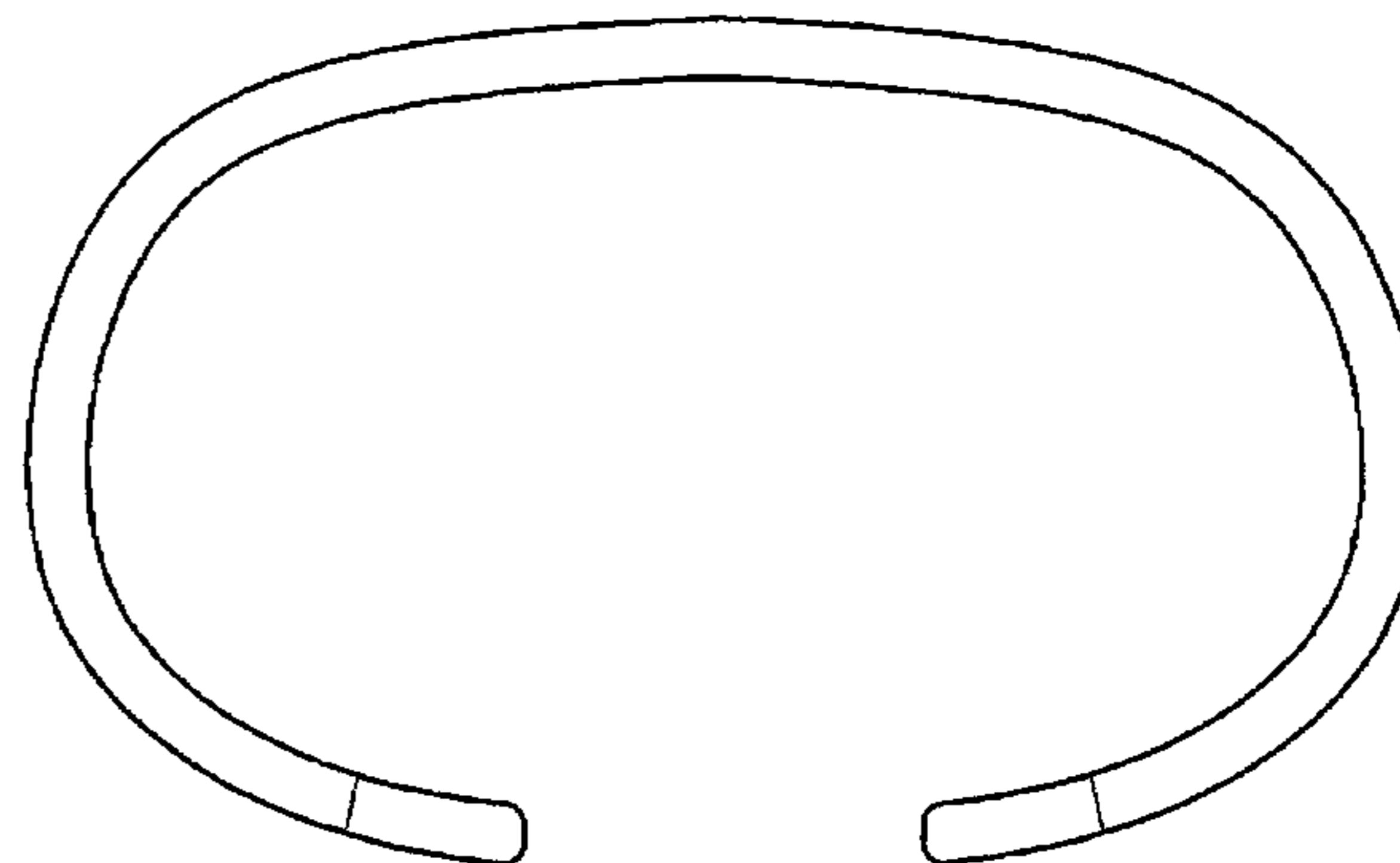
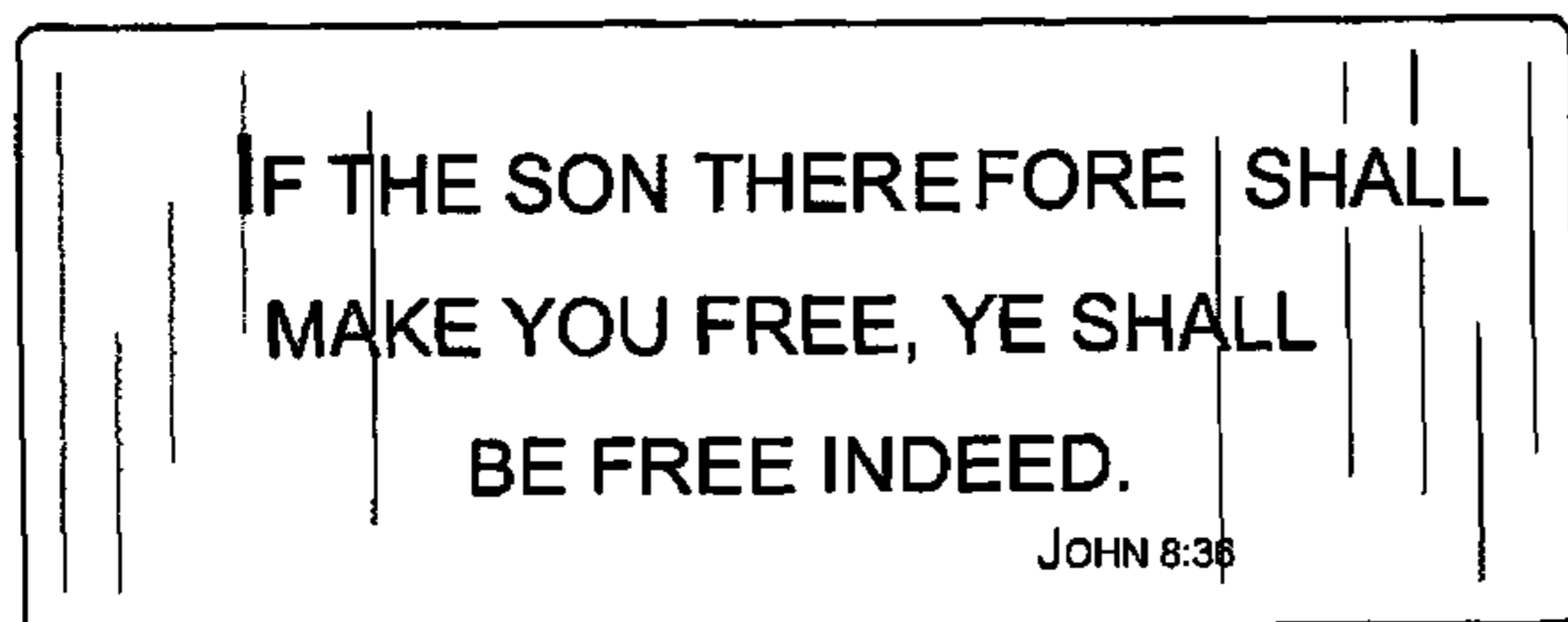




FIG. 1

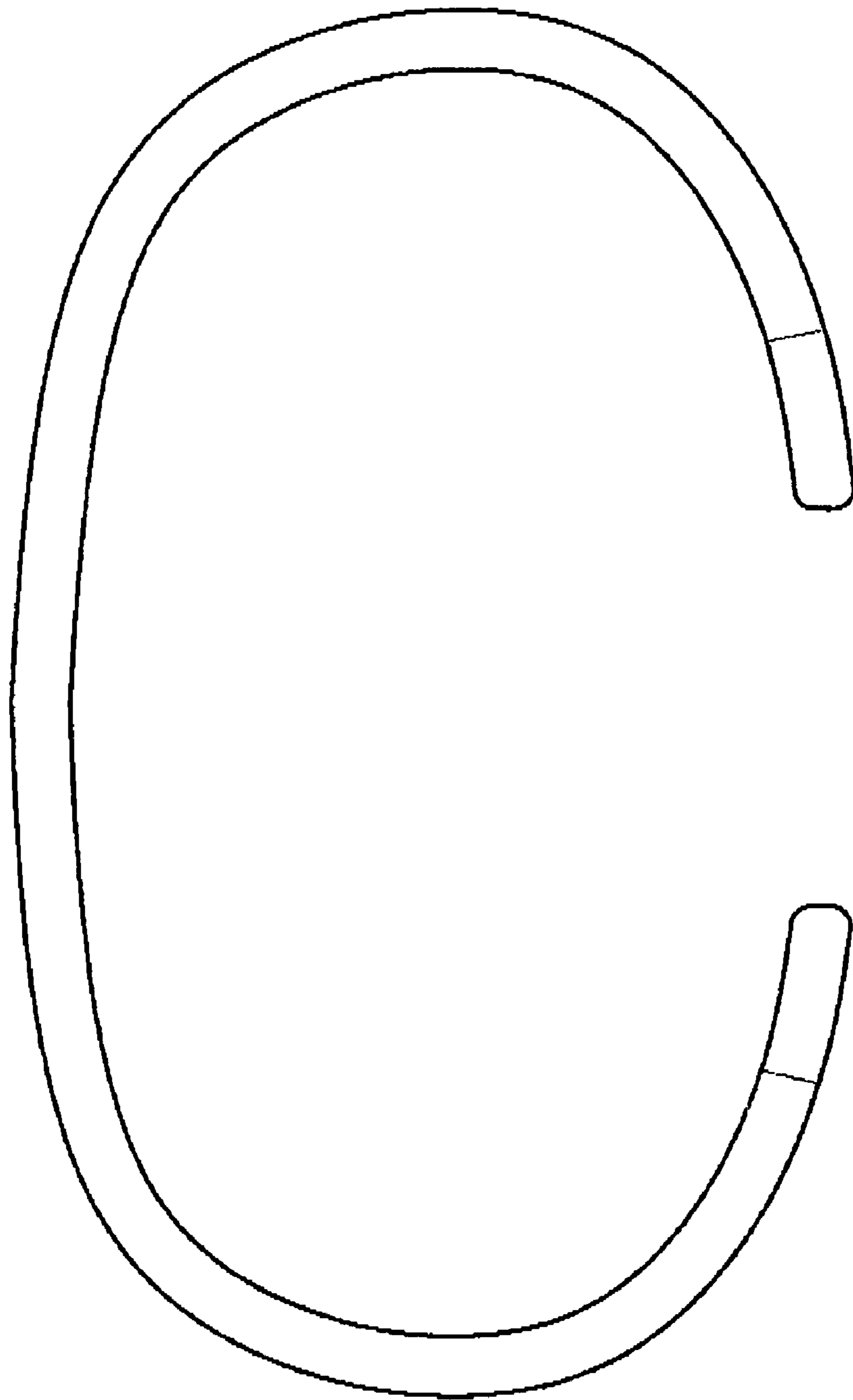


FIG. 2




FIG. 3

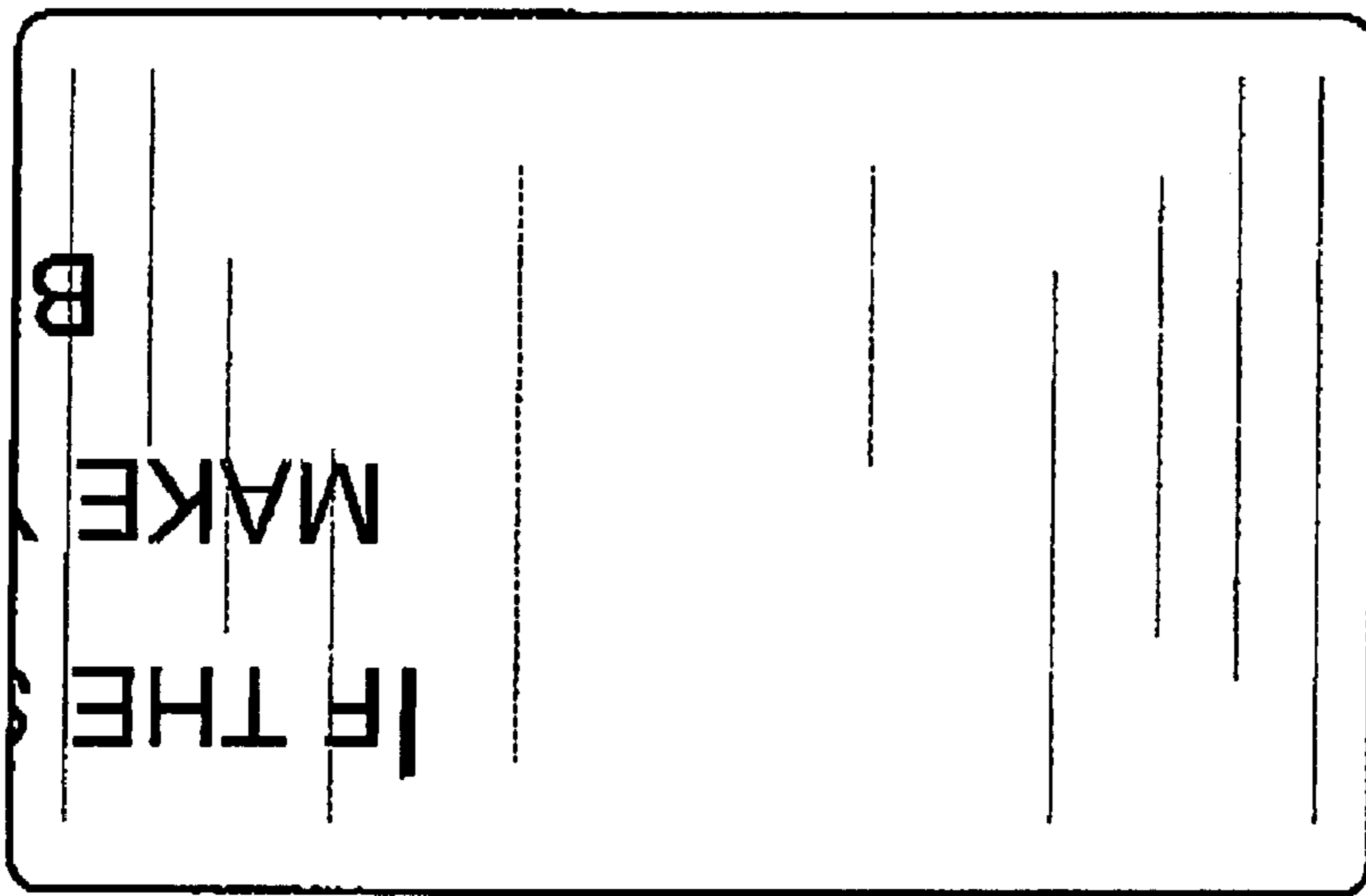


FIG. 4

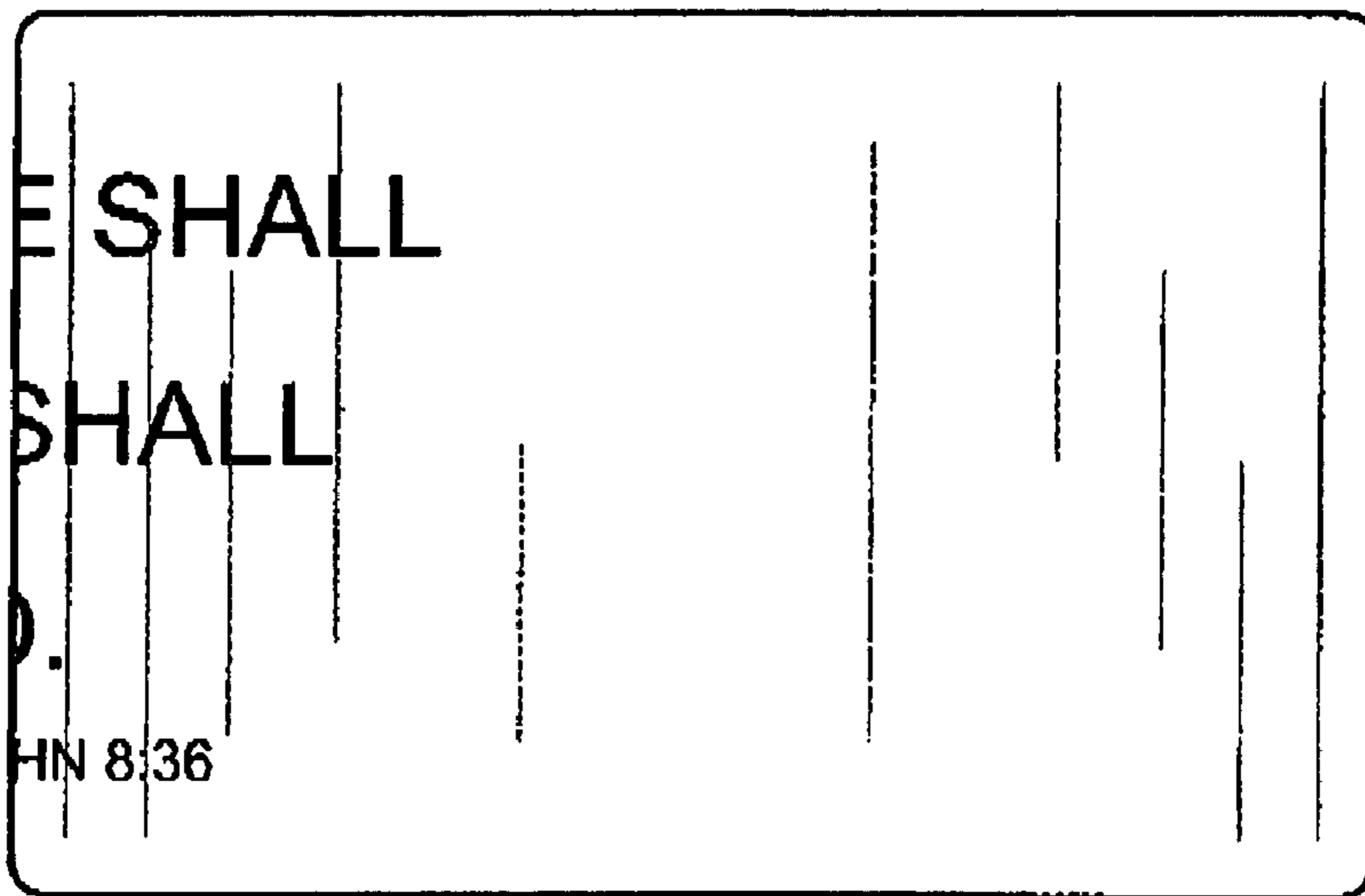


FIG. 5