



US00D565442S

(12) **United States Design Patent**  
**Critelli**

(10) **Patent No.:** **US D565,442 S**

(45) **Date of Patent:** **\*\* Apr. 1, 2008**

(54) **RELEASE BUTTON FOR TAPE MEASURE**

(75) Inventor: **James M. Critelli**, Fuquay-Varina, NC (US)

(73) Assignee: **Cooper Brands, Inc.**, Houston, TX (US)

(\*\*) Term: **14 Years**

(21) Appl. No.: **29/258,707**

(22) Filed: **Apr. 26, 2006**

(51) **LOC (8) Cl.** ..... **10-04**

(52) **U.S. Cl.** ..... **D10/74**

(58) **Field of Classification Search** ..... D10/72,  
D10/74; 33/755-771

See application file for complete search history.

(56) **References Cited**

**U.S. PATENT DOCUMENTS**

D347,395 S *	5/1994	Yang	.....	D10/72
D421,231 S *	2/2000	Hsu	.....	D10/72
D453,694 S *	2/2002	Evans et al.	.....	D10/74
D471,118 S *	3/2003	Evans, Jr.	.....	D10/72
D504,628 S *	5/2005	Weeks et al.	.....	D10/72

**OTHER PUBLICATIONS**

www.stanleytools.com, Stanley Hand Tools, 30-824-8m/26'x1" Lever Lock (registered) Tape Rule (cm graduation), 2006 (1 page).

\* cited by examiner

*Primary Examiner*—Antoine D. Davis

(74) *Attorney, Agent, or Firm*—SAIDMAN DesignLaw Group

(57) **CLAIM**

The ornamental design for a release button for tape measure, as shown and described.

**DESCRIPTION**

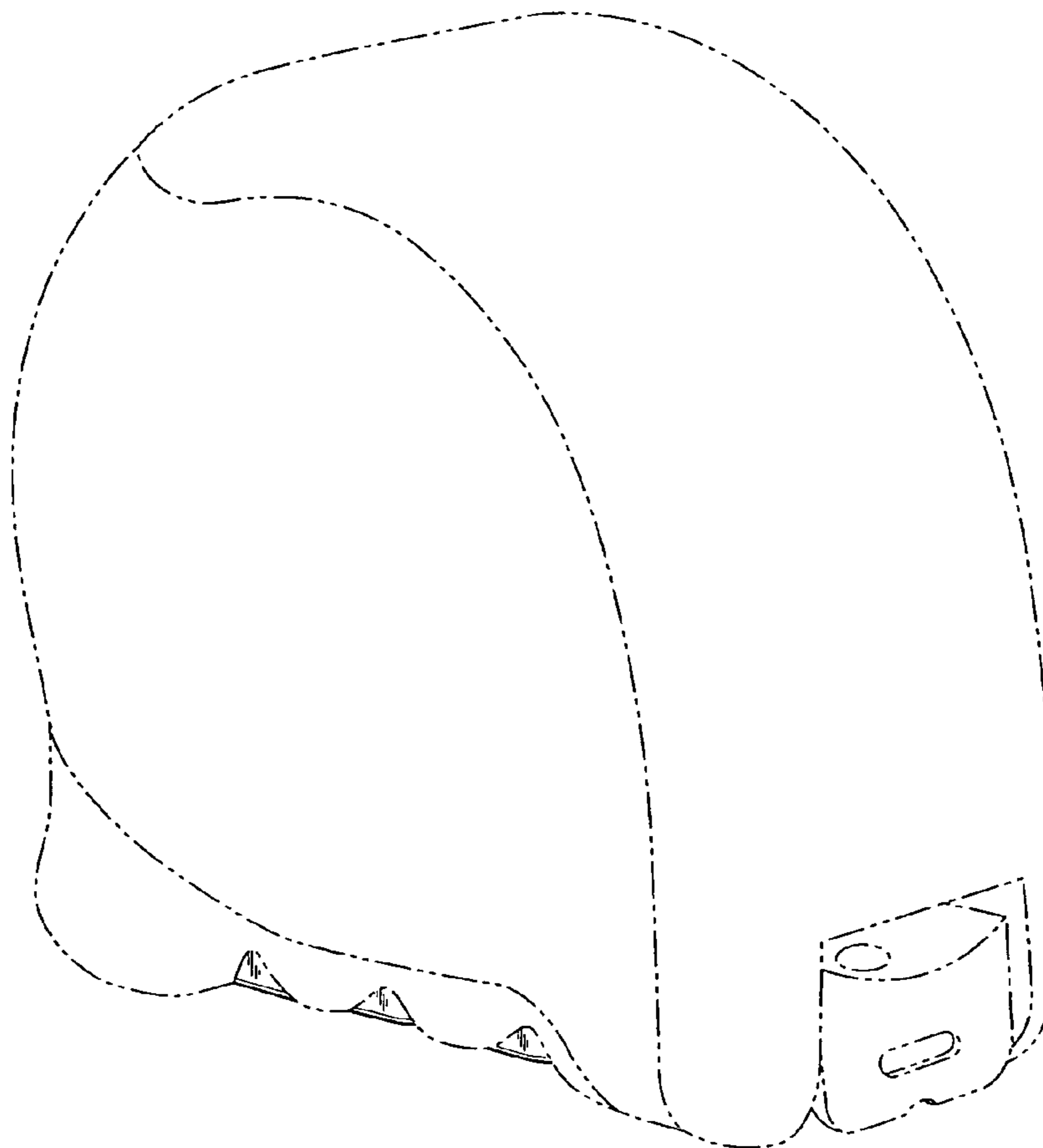
FIG. 1 is a perspective view of a release button for tape measure showing my new design;

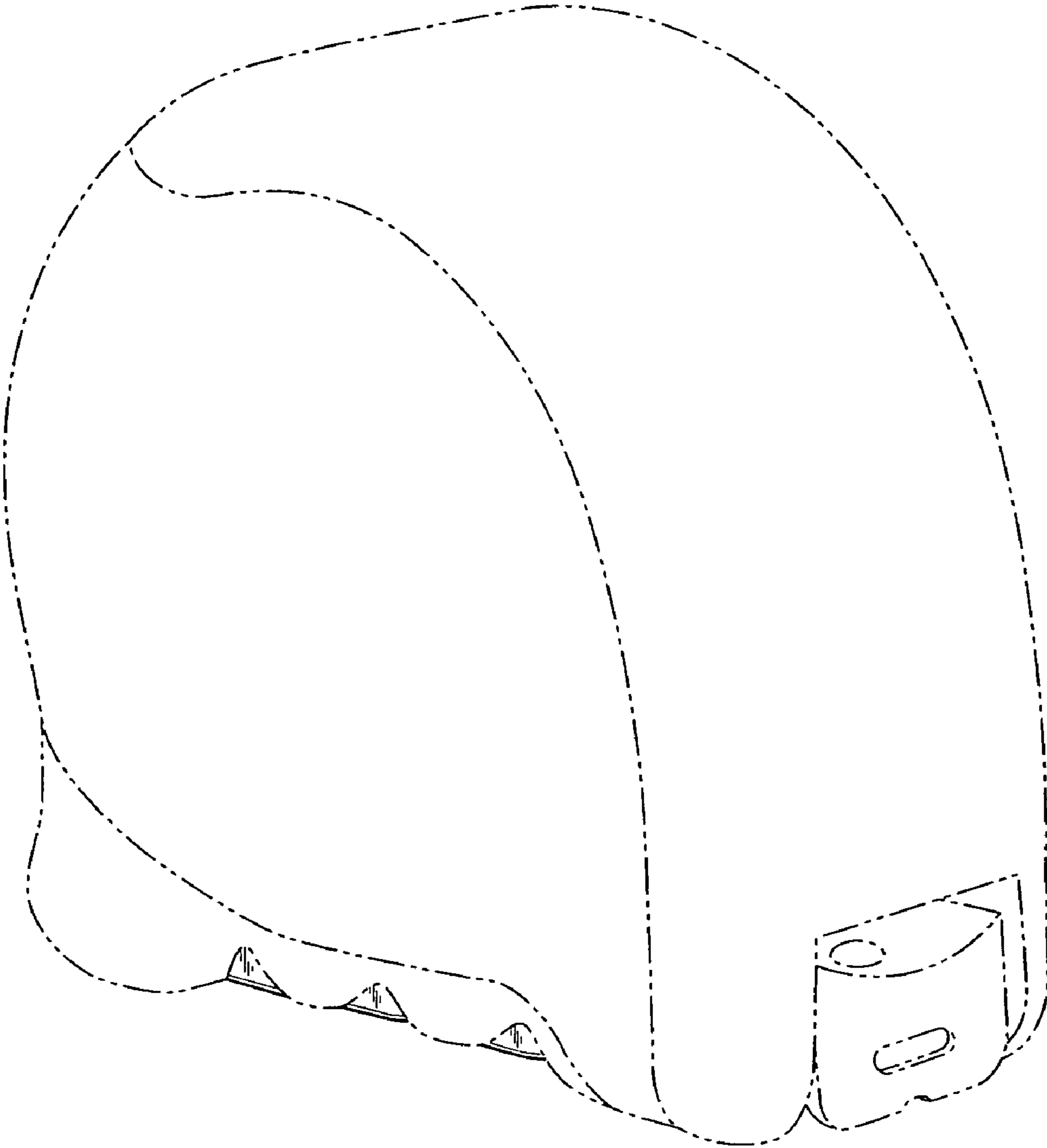
FIG. 2 is a bottom view thereof; and,

FIG. 3 is a left side view thereof, the right side being a mirror image.

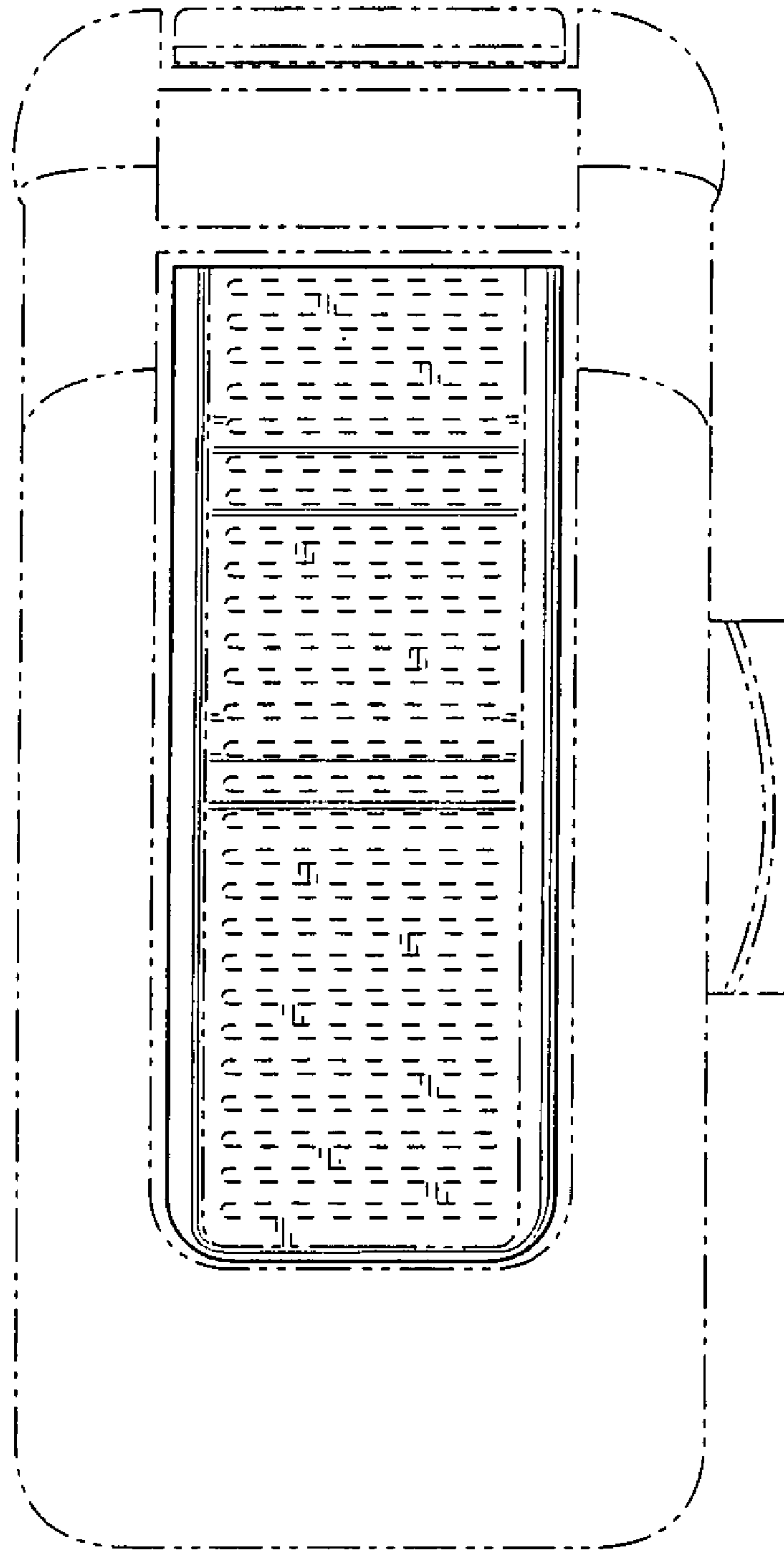
The broken lines are environmental and form no part of the claimed design.

**1 Claim, 3 Drawing Sheets**

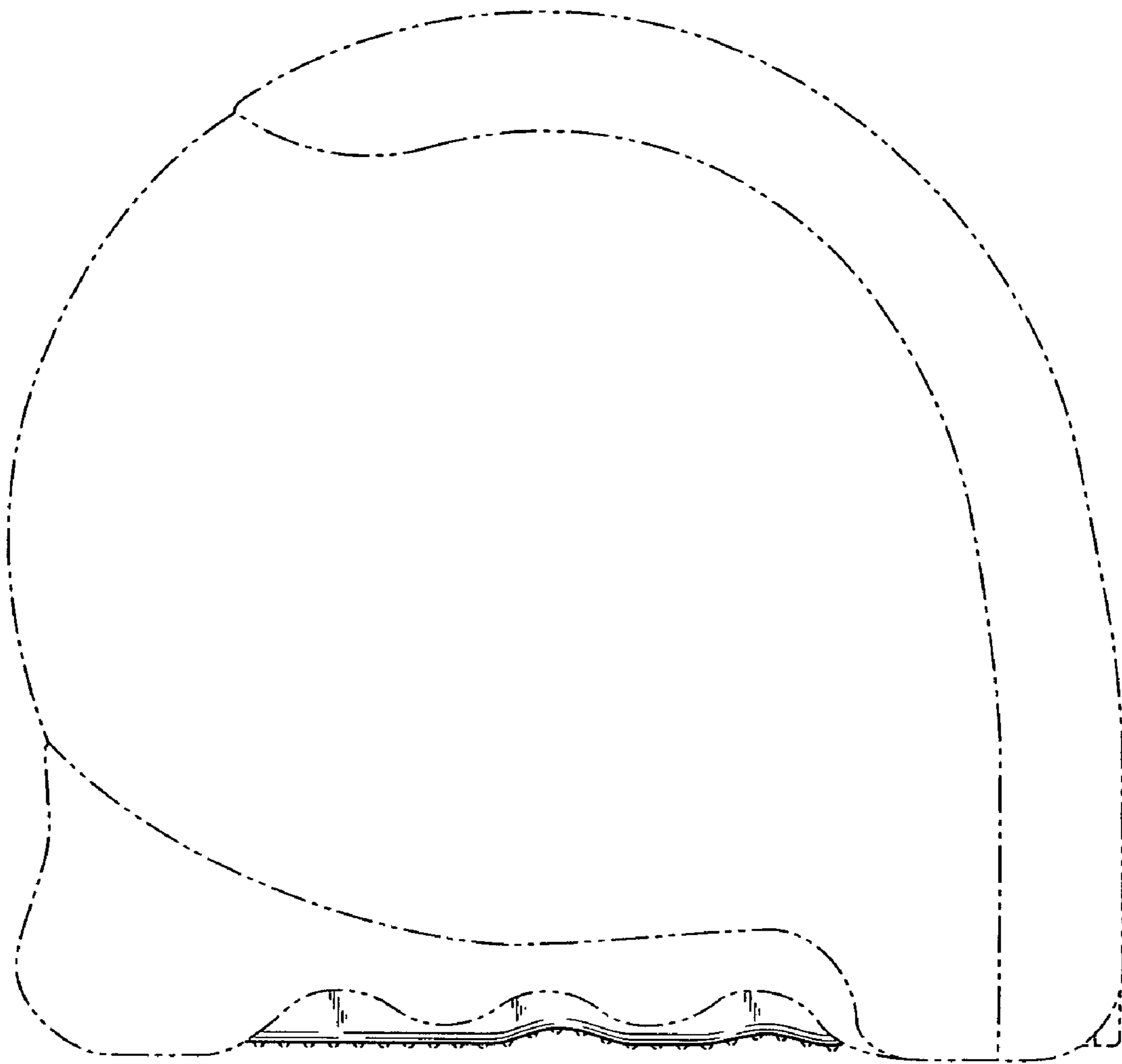




*Fig. 1*



***Fig. 2***



*Fig. 3*