

US00D565438S

(12) **United States Design Patent**
Serre

(10) **Patent No.:** **US D565,438 S**

(45) **Date of Patent:** **** Apr. 1, 2008**

(54) **GAUGE FOR WINE CABINET**

D457,822 S * 5/2002 Rushton D10/57
7,066,644 B2 * 6/2006 Padgett 374/208

(75) Inventor: **Dider Serre**, Lyons (FR)

* cited by examiner

(73) Assignee: **Eurocave SA** (FR)

Primary Examiner—Antoine D. Davis

(**) Term: **14 Years**

(74) *Attorney, Agent, or Firm*—Cantor Colburn LLP

(21) Appl. No.: **29/270,396**

(57) **CLAIM**

(22) Filed: **Dec. 21, 2006**

I claim the ornamental design for a gauge for wine cabinet, as shown and described.

(30) **Foreign Application Priority Data**

DESCRIPTION

Jun. 27, 2006 (EM) 000551197

(51) **LOC (8) Cl.** **10-04**

(52) **U.S. Cl.** **D10/57**

(58) **Field of Classification Search** D10/57;
374/150, 155, 190, 191, 192, 208, 209, 141,
374/149, 215; 33/172 R; 116/324

See application file for complete search history.

FIG. 1 is a front view of a gauge for wine cabinet, showing my new design as applied to a wine cabinet shown in darkened imaging and forming no part of the claimed design and including the referenced exemplary indicia (“12.0” and “EuroCave”) also forming no part of the claimed design;

FIG. 2 is an enlarged perspective view thereof; and,

FIG. 3 is an enlarged perspective view thereof showing the gauge in a retracted position.


The scope of applicant’s claim extents only to the gauge housing as the wine cabinet is not claimed.

(56) **References Cited**

U.S. PATENT DOCUMENTS

2,611,481 A * 9/1952 Wade, Jr. et al. 374/141
D383,682 S * 9/1997 Swanson D10/57

1 Claim, 3 Drawing Sheets






FIG. 1




FIG. 2




FIG. 3