



US00D565431S

(12) **United States Design Patent**  
**Hatt**

(10) **Patent No.:** **US D565,431 S**

(45) **Date of Patent:** **\*\* Apr. 1, 2008**

(54) **WATCH**

(75) **Inventor:** **Barnaby Joe Hatt**, Norwich (GB)

(73) **Assignee:** **Group Lotus plc**, Norwich (GB)

(\*\*) **Term:** **14 Years**

(21) **Appl. No.:** **29/282,227**

(22) **Filed:** **Jul. 13, 2007**

(30) **Foreign Application Priority Data**

Jan. 15, 2007 (EM) ..... 000654652-0001

(51) **LOC (8) Cl.** ..... **10-02**

(52) **U.S. Cl.** ..... **D10/38**

(58) **Field of Classification Search** ..... D10/30-39,  
D10/123-126, 128; 368/276, 281, 282, 285,  
368/223, 228, 232, 80, 294, 295, 288, 308,  
368/306, 319

See application file for complete search history.

(56) **References Cited**

**U.S. PATENT DOCUMENTS**

D286,382 S *	10/1986	Matsuo	.....	D10/39
D295,841 S *	5/1988	Kano	.....	D10/39
D301,206 S *	5/1989	Sugano	.....	D10/39
D350,072 S *	8/1994	Hitter	.....	D10/32
D380,698 S *	7/1997	Paredes	.....	D10/128
D401,863 S *	12/1998	Fujihara et al.	.....	D10/30
D405,375 S *	2/1999	Chodat	.....	D10/39
D412,670 S *	8/1999	Riley	.....	D10/30

D414,433 S *	9/1999	Crow	.....	D10/37
D415,040 S *	10/1999	Sang	.....	D10/30
6,164,814 A *	12/2000	Crow	.....	368/276
D445,343 S *	7/2001	Schneider	.....	D10/30
6,315,443 B1 *	11/2001	Meyrat et al.	.....	368/290
D484,815 S *	1/2004	Baumann	.....	D10/32
D533,088 S *	12/2006	Bedat	.....	D10/39
D546,713 S *	7/2007	Benatar et al.	.....	D10/38
D551,101 S *	9/2007	Nataf	.....	D10/38

\* cited by examiner

*Primary Examiner*—Lucy Lieberman

(74) *Attorney, Agent, or Firm*—Fulwider Patton LLP

(57) **CLAIM**

The ornamental design for a watch, as shown and described.

**DESCRIPTION**

FIG. 1 is a bottom, front and right side perspective view of a watch showing my new design;

FIG. 2 is a front view thereof;

FIG. 3 is a rear view thereof;

FIG. 4 is a right side view thereof;

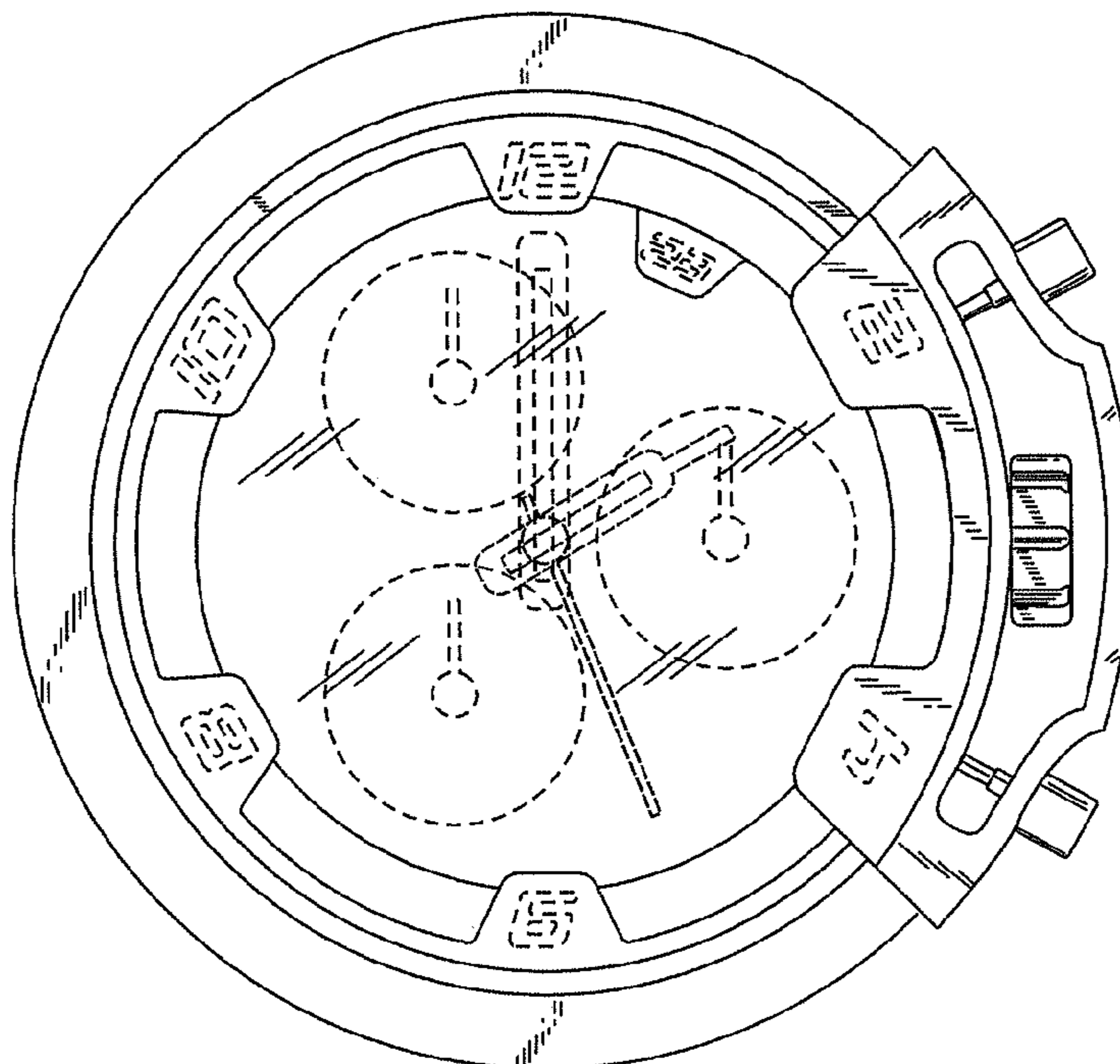
FIG. 5 is a left side view thereof;

FIG. 6 is a top end view thereof; and,

FIG. 7 is a bottom end view thereof.

The broken lines shown in FIGS. 1 and 2 are for illustrative purposes only and form no part of the claimed design.

**1 Claim, 4 Drawing Sheets**



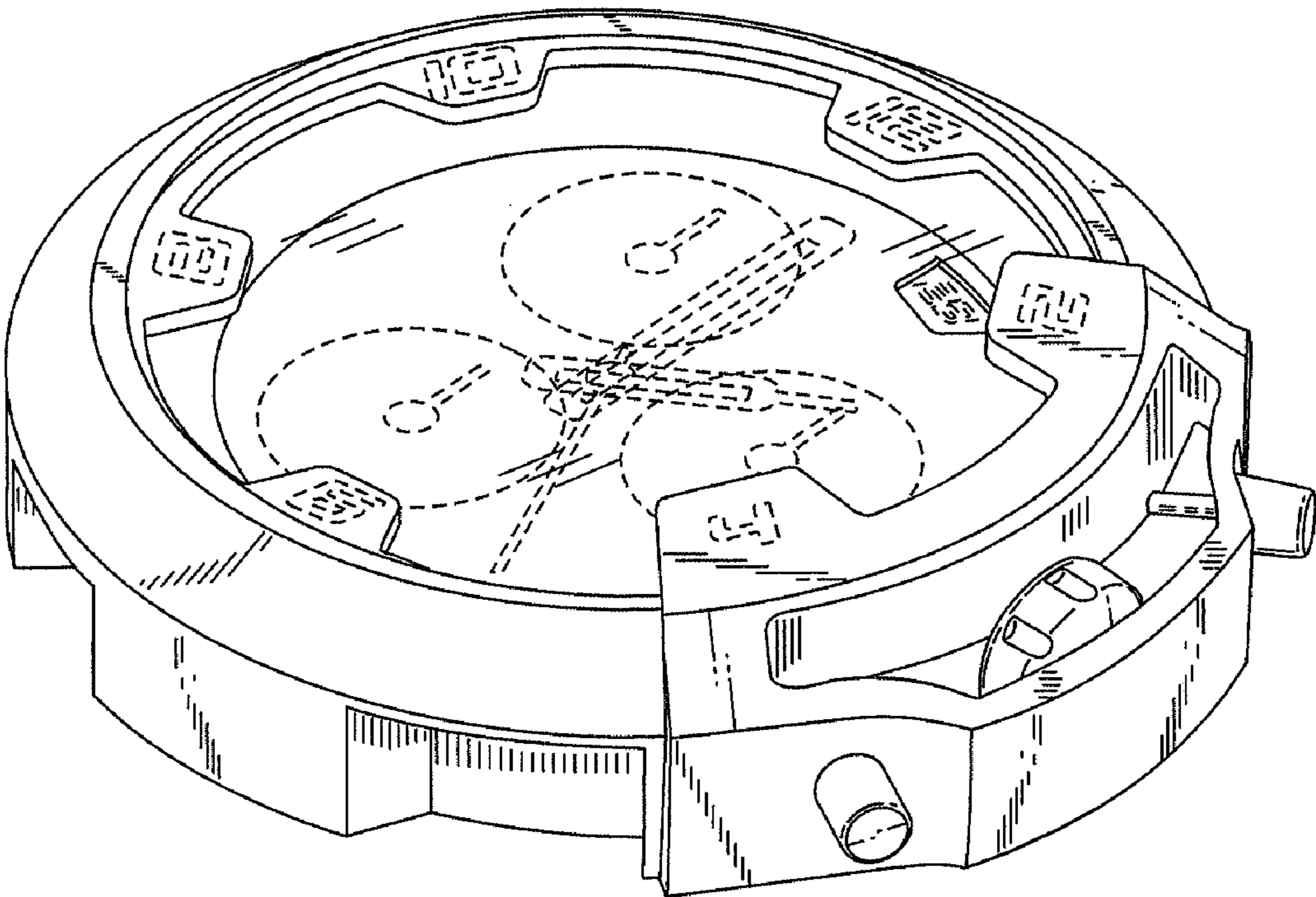


FIG. 1

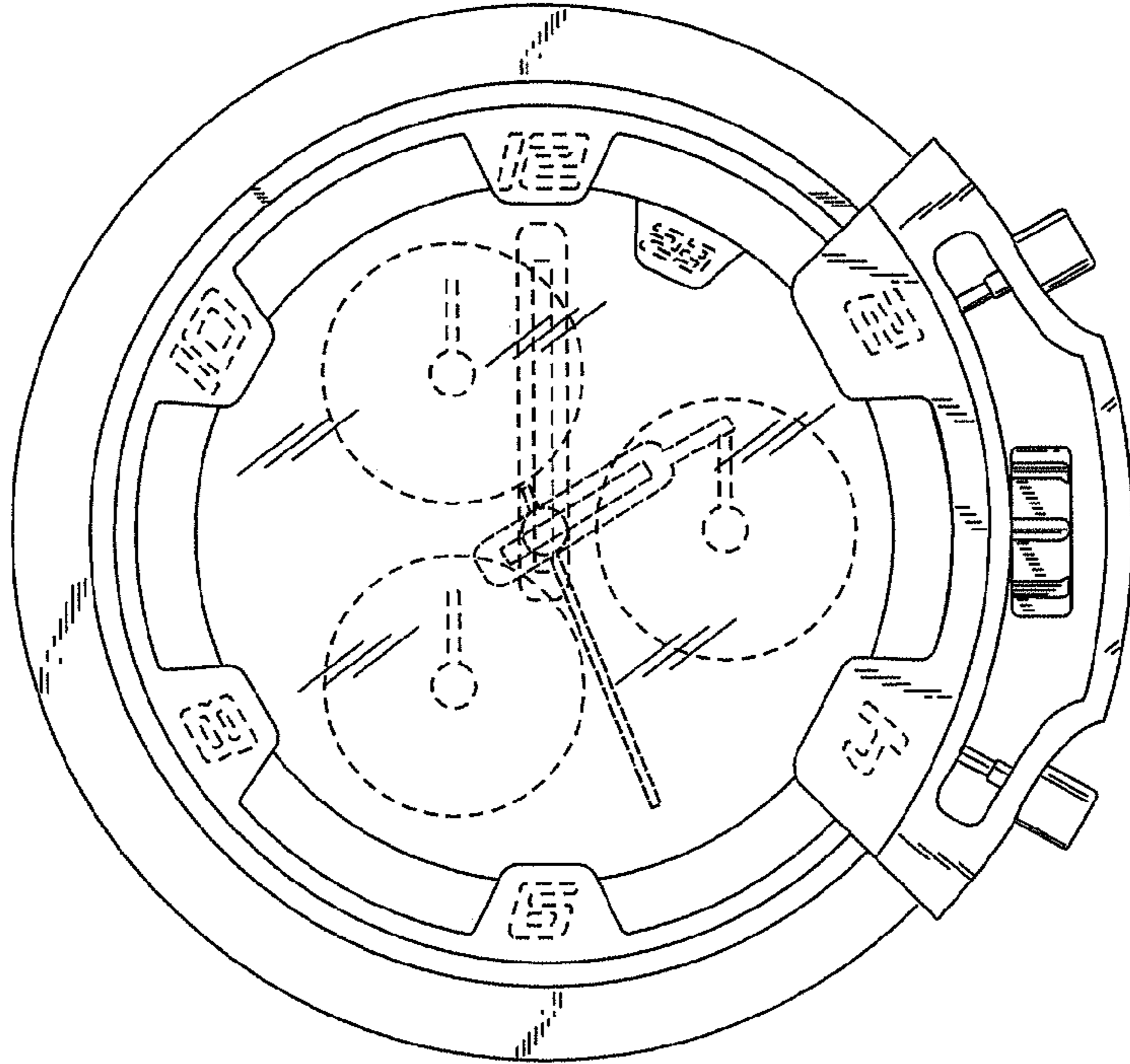


FIG. 2

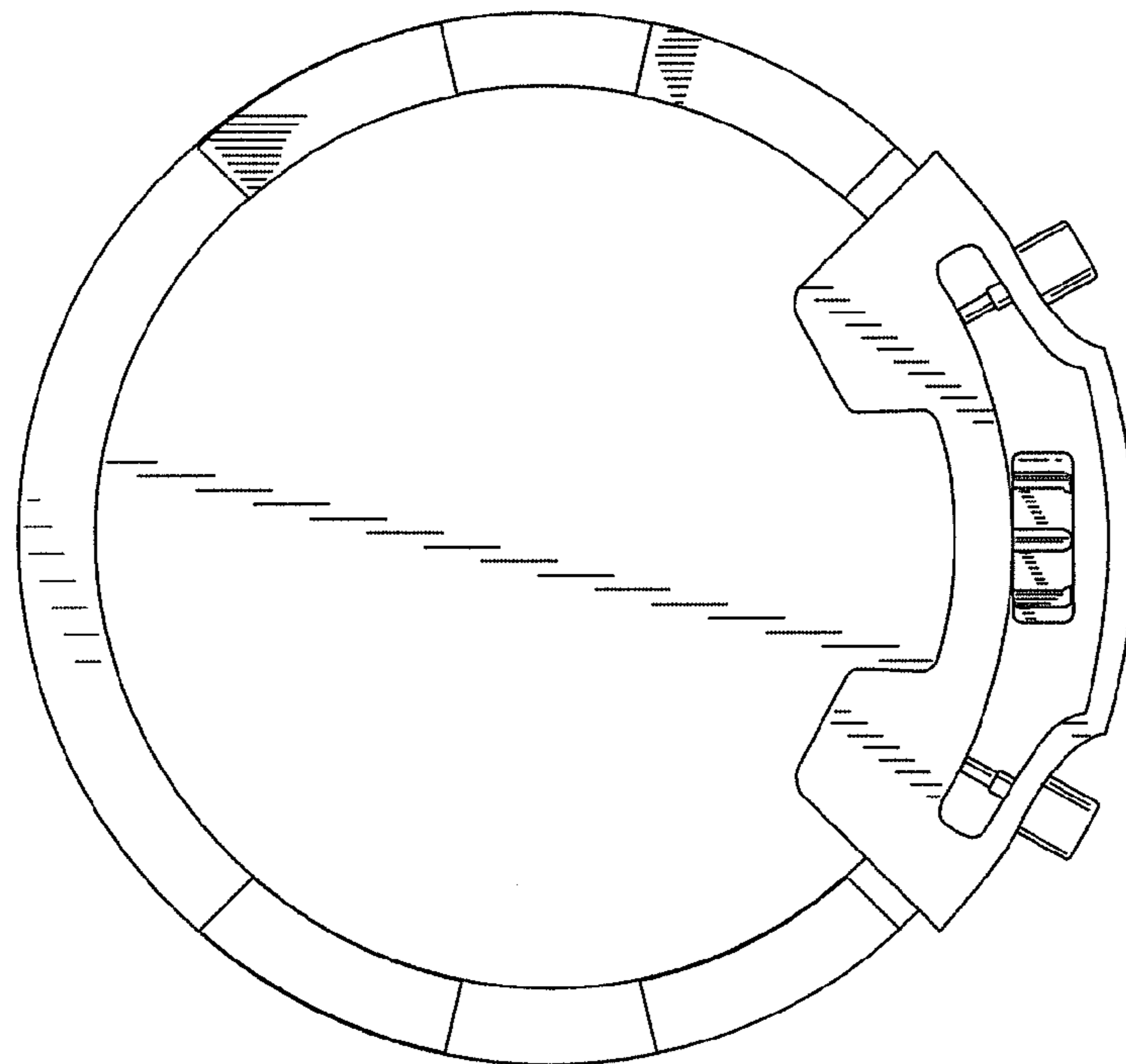


FIG. 3

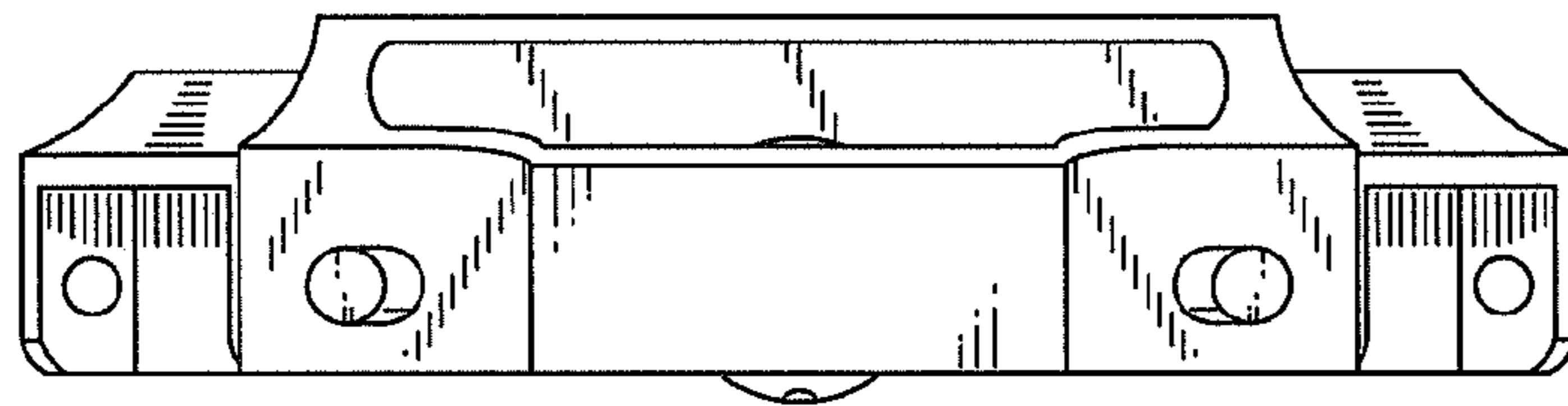


FIG. 4

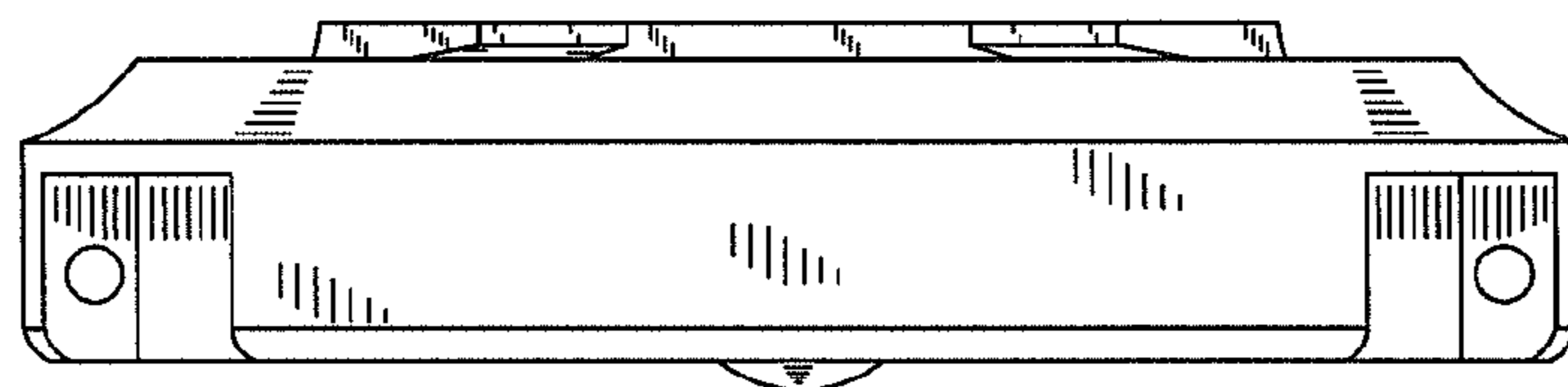


FIG. 5

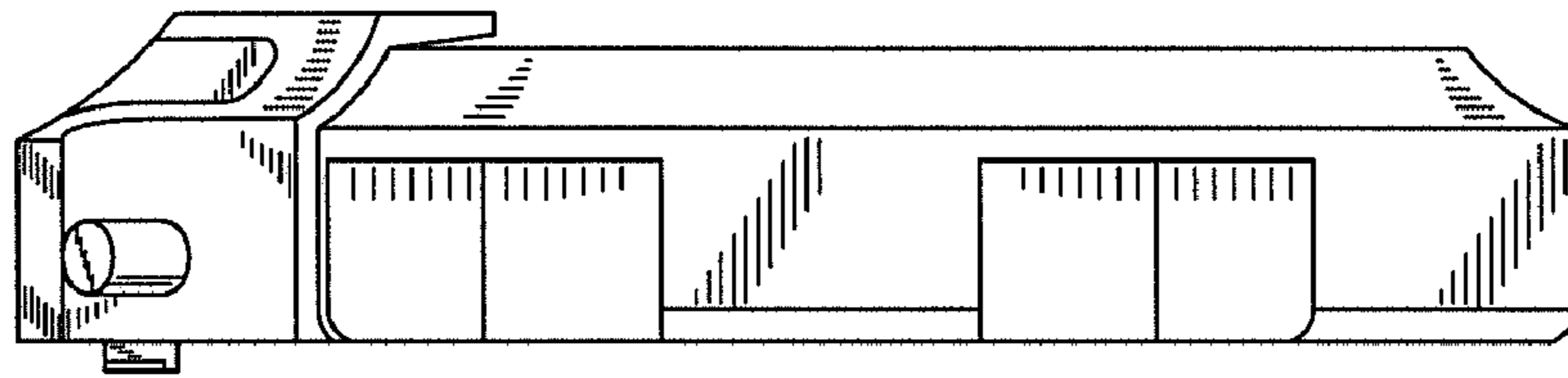


FIG. 6

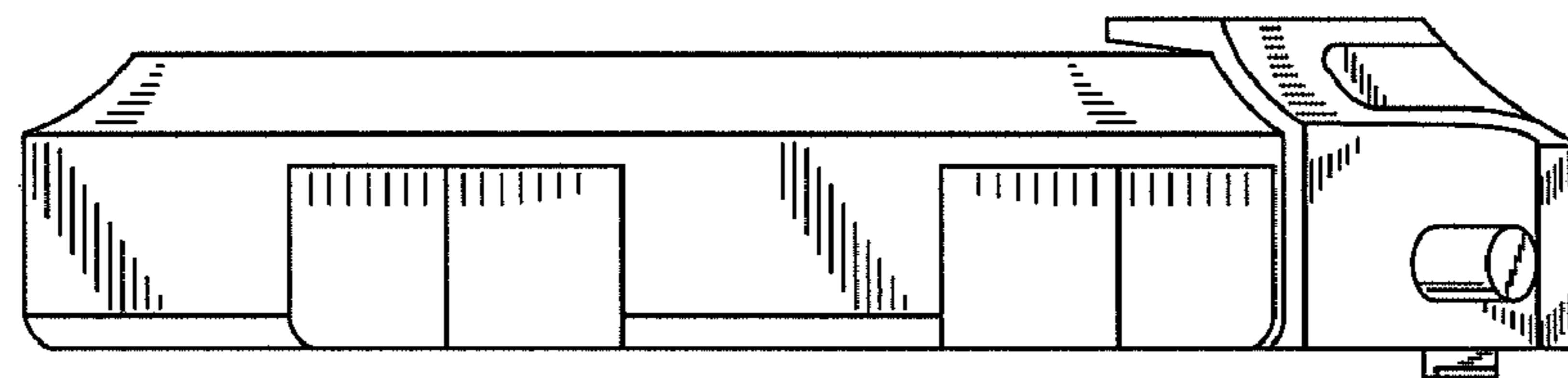


FIG. 7