



US00D565427S

(12) **United States Design Patent** (10) **Patent No.:** **US D565,427 S**
Ellner et al. (45) **Date of Patent:** **** Apr. 1, 2008**

(54) **COMBINED WATCH AND TELEPHONE**
(75) Inventors: **Brenda Ellner**, Shaker Heights, OH
(US); **Paulette Nance**, Moreland Hills,
OH (US)
(73) Assignee: **HourPower Watches, LLC**, Cleveland,
OH (US)
(**) Term: **14 Years**
(21) Appl. No.: **29/252,286**
(22) Filed: **Jan. 20, 2006**
(51) **LOC (8) Cl.** **10-02**
(52) **U.S. Cl.** **D10/31; D10/32; D14/138;**
D14/144
(58) **Field of Classification Search** **D10/30-39;**
D14/138, 144; 368/13, 276, 281, 282, 283,
368/285, 82-84, 241, 242; D11/3; 379/433.1,
379/433.13; 455/575.6; 224/164
See application file for complete search history.

(56) **References Cited**

U.S. PATENT DOCUMENTS

2,189,096 A * 2/1940 Alonge 224/170
2,952,967 A * 9/1960 Nussle 368/281
5,218,577 A * 6/1993 Seager 368/10
5,228,012 A * 7/1993 Seager 368/10
5,235,560 A * 8/1993 Seager 368/10
5,239,521 A * 8/1993 Blonder 368/10
5,251,189 A * 10/1993 Thorp 368/4
5,274,613 A * 12/1993 Seager 368/13
5,418,760 A * 5/1995 Kawashima et al. 368/69
5,663,932 A * 9/1997 Weng 368/10
5,872,744 A * 2/1999 Taylor 368/13
D412,445 S * 8/1999 Bodino D10/32
D430,495 S * 9/2000 Wunderman D10/32
D435,460 S * 12/2000 Cebe et al. D10/31
D460,430 S * 7/2002 Wada et al. D14/138
D466,487 S * 12/2002 Wada et al. D14/138
D466,488 S * 12/2002 Wada et al. D14/138
D466,879 S * 12/2002 Wada et al. D14/138

D482,671 S * 11/2003 DiDonato D14/144
6,707,764 B2 * 3/2004 Davidson et al. 368/13
6,775,205 B1 * 8/2004 Sporn 368/10
D507,550 S * 7/2005 Kim et al. D14/138
6,978,160 B2 * 12/2005 Hutchison et al. 455/573
D543,192 S * 5/2007 Jung D14/138
2001/0036264 A1 * 11/2001 Ito et al. 379/433.1

FOREIGN PATENT DOCUMENTS

JP 11177666 A * 7/1999
WO WO 01/09977 A * 2/2001
WO WO 02/07416 A * 1/2002

* cited by examiner

Primary Examiner—Lucy Lieberman

(74) *Attorney, Agent, or Firm*—D. Peter Hochberg; Sean F. Mellino; Daniel J. Smola

(57) **CLAIM**

The ornamental design for a combined watch and telephone, as shown and described.

DESCRIPTION

FIG. 1 is a front and left side perspective view of a combined watch and telephone showing my new design in a closed position;

FIG. 2 is a front and left side perspective view of the combined watch and telephone showing my new design in an open position;

FIG. 3 is a top view of the combined watch and telephone as shown in FIG. 1;

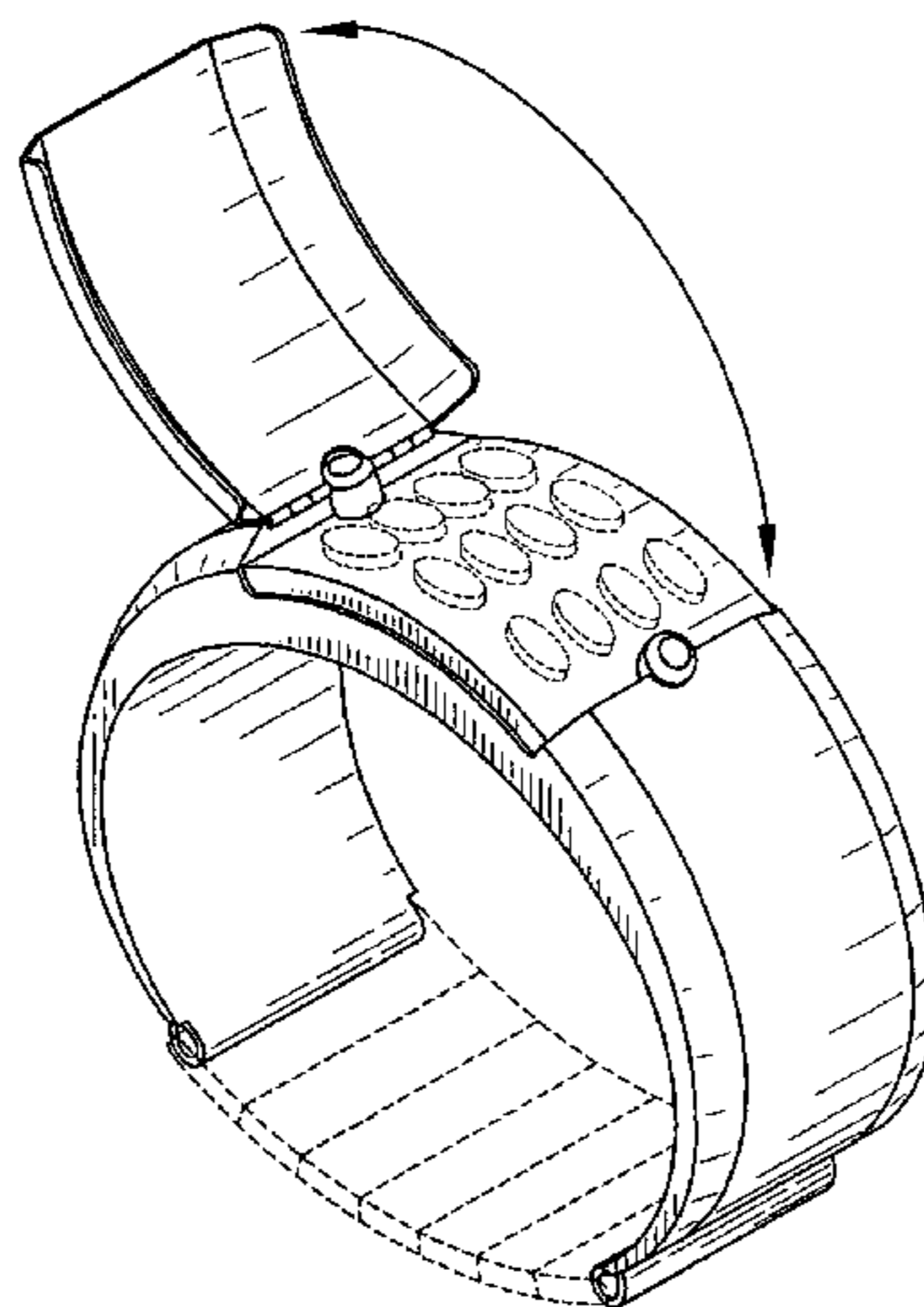
FIG. 4 is a side view of the combined watch and telephone as shown in FIG. 1;

FIG. 5 is a bottom view of the combined watch and telephone as shown in FIG. 1; and,

FIG. 6 is a front view of the combined watch and telephone shown in FIG. 1.

The broken lines in the drawings are for illustrative purposes only and form no part of the claimed design.

1 Claim, 2 Drawing Sheets



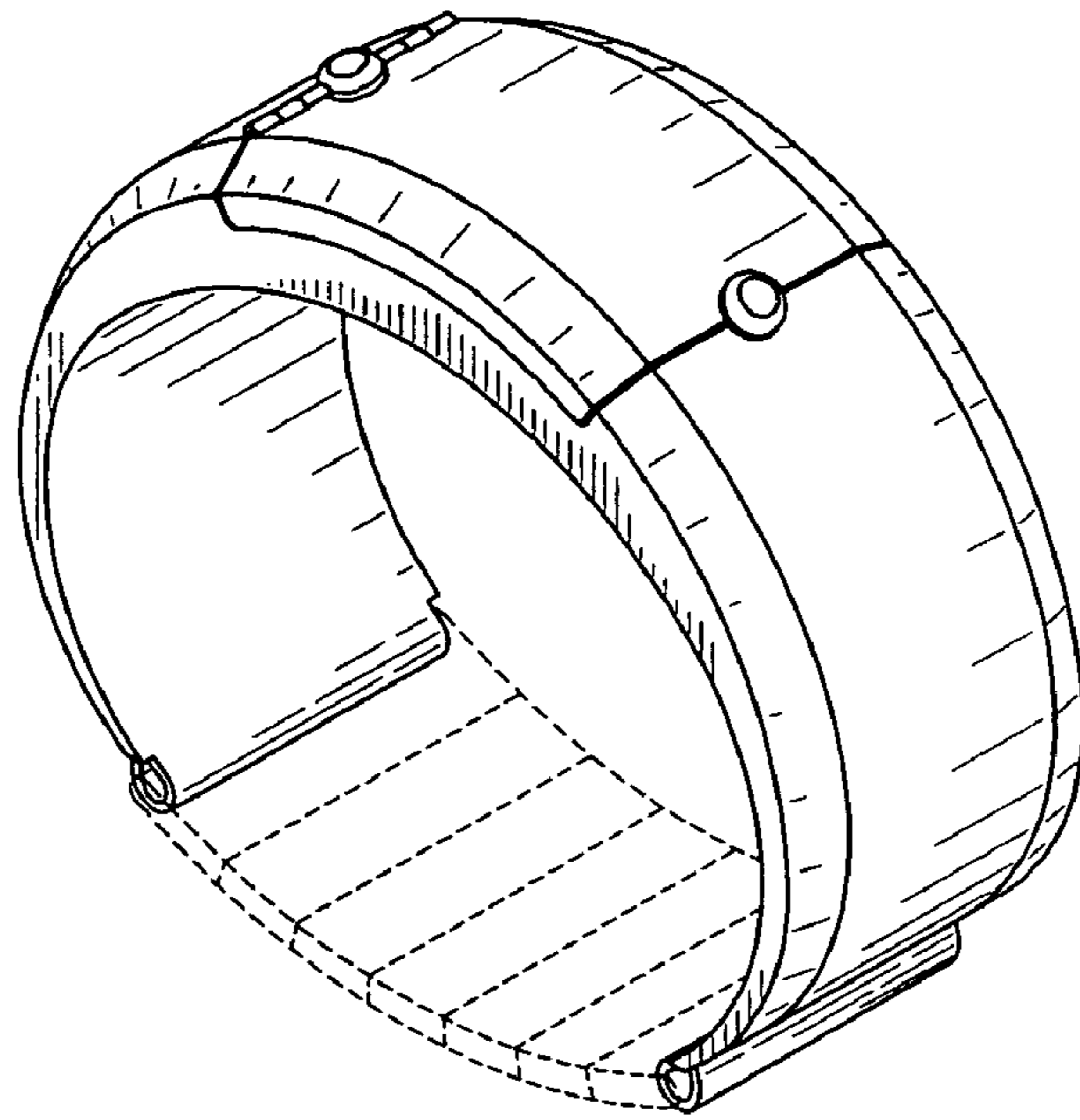


FIG-1

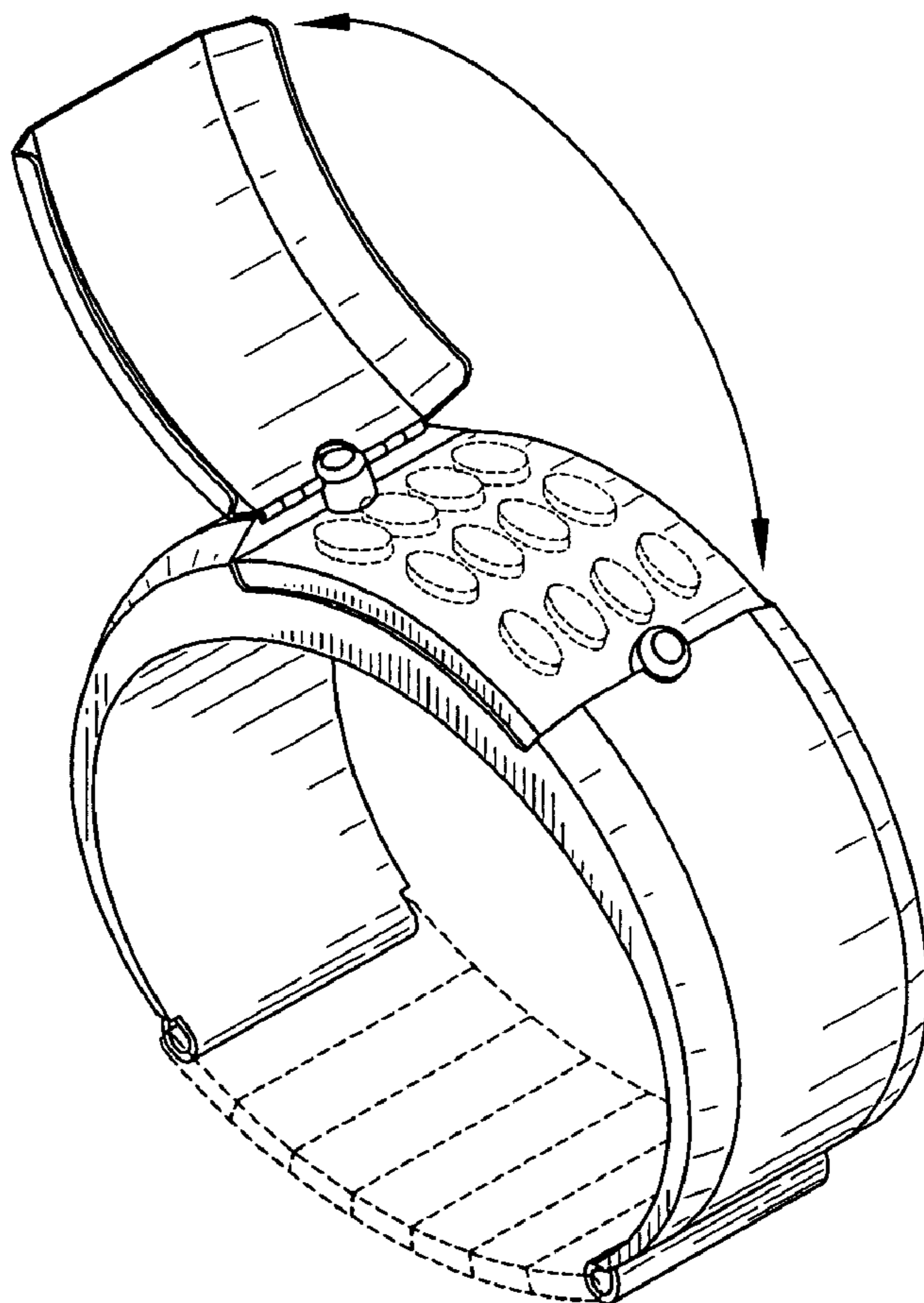


FIG-2

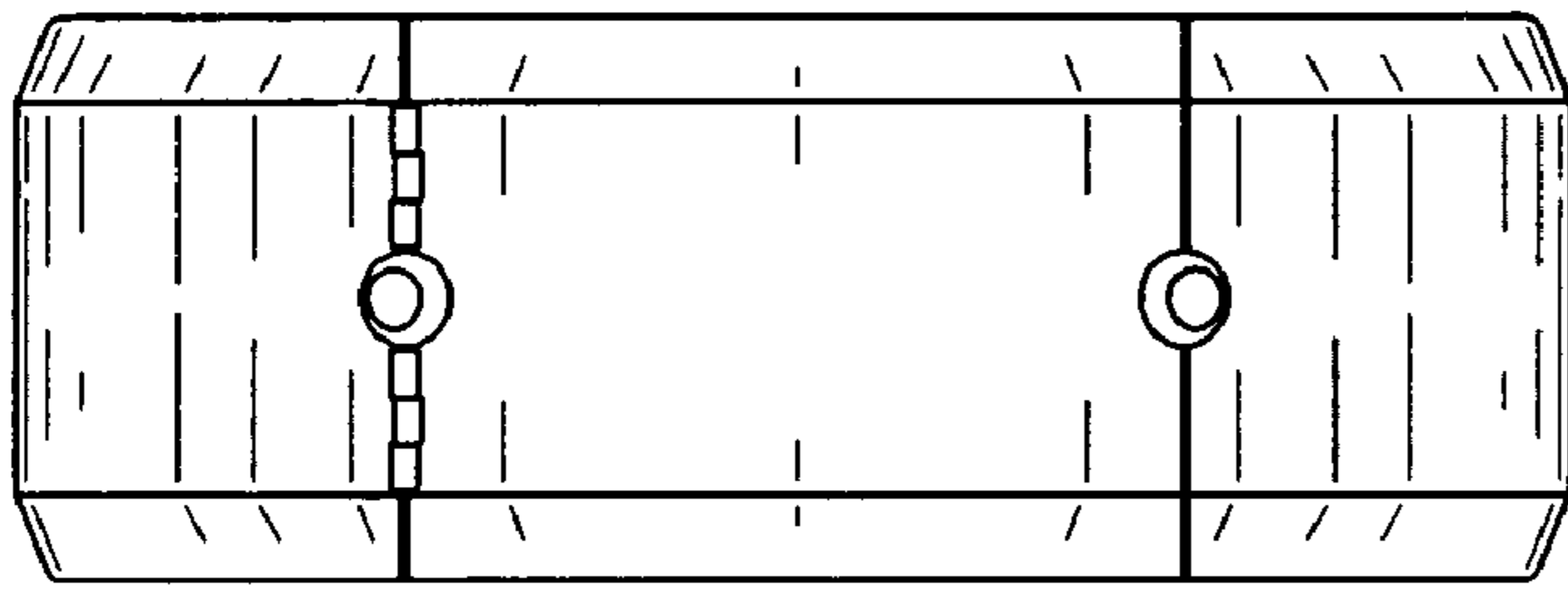


FIG-3

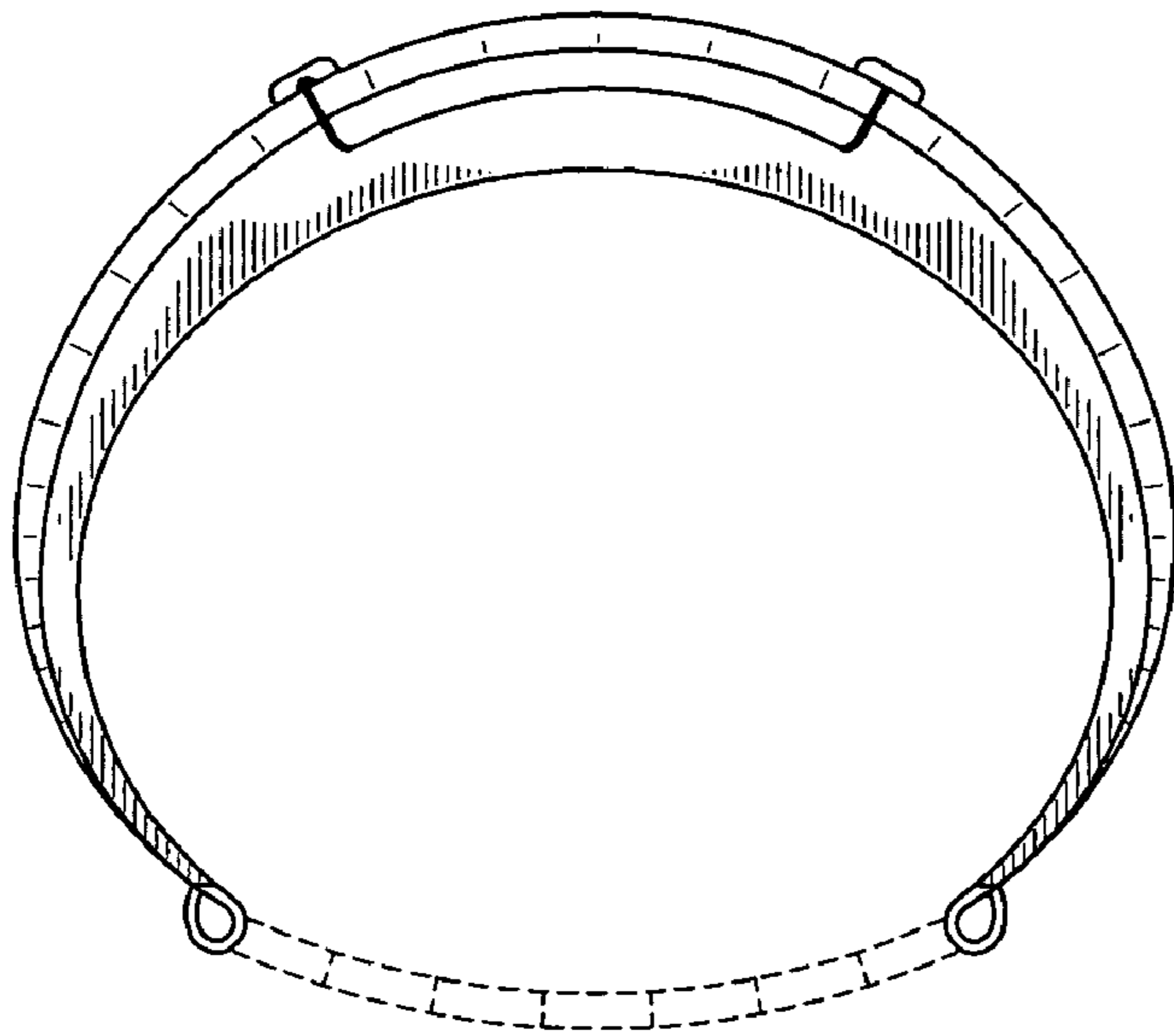


FIG-4

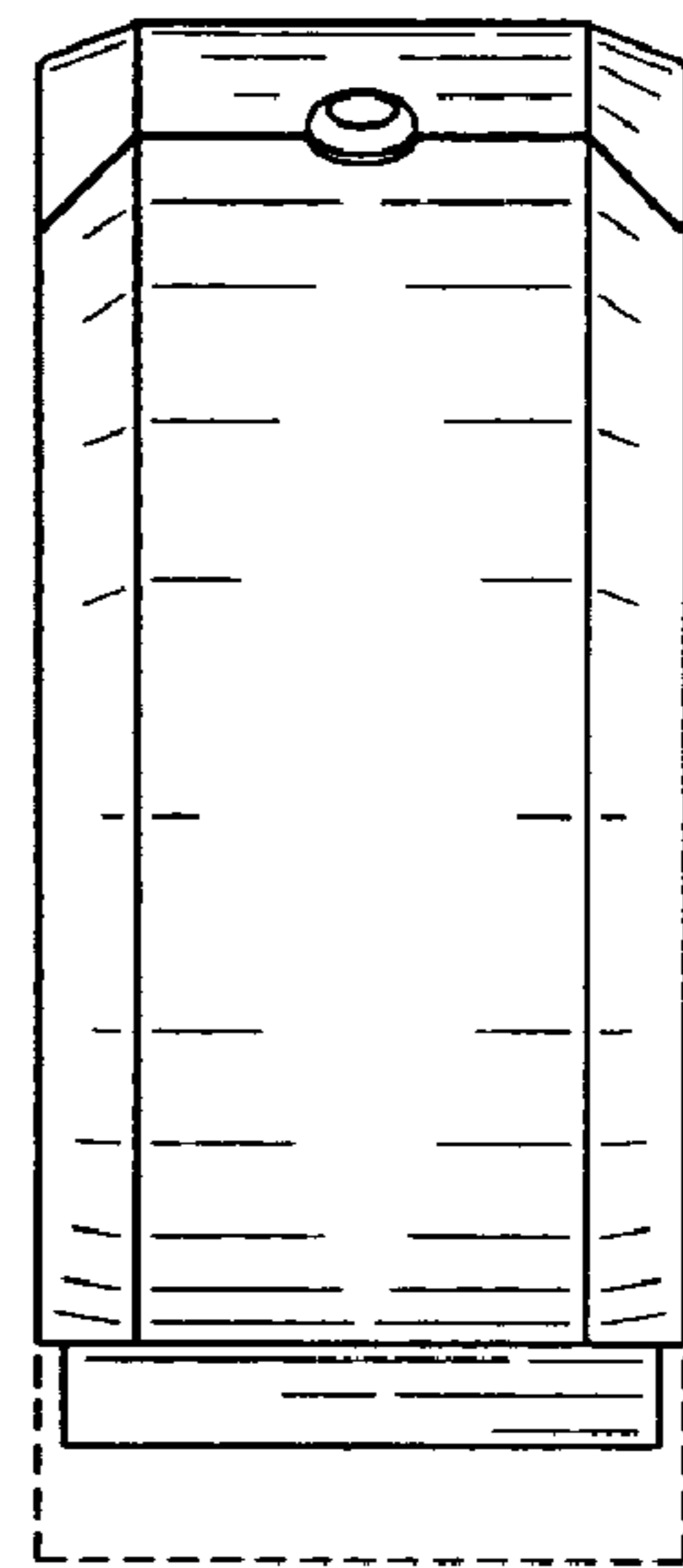


FIG-6




FIG-5