

US00D565424S

(12) **United States Design Patent**  
**Moriya**

(10) **Patent No.:** **US D565,424 S**

(45) **Date of Patent:** **\*\* Apr. 1, 2008**

(54) **BOTTLE**

D531,904 S \* 11/2006 Sillett et al. .... D9/516  
D547,198 S \* 7/2007 Eaton et al. .... D9/658

(75) Inventor: **Minami Moriya**, Nakano-ku (JP)

\* cited by examiner

(73) Assignee: **The Procter & Gamble Company**,  
Cincinnati, OH (US)

*Primary Examiner*—Catherine Tuttle

(\*\*) Term: **14 Years**

(74) *Attorney, Agent, or Firm*—Megan A. Chorey; S. Robert  
Chuey; Brian M. Bolam

(21) Appl. No.: **29/258,909**

(57) **CLAIM**

(22) Filed: **Apr. 28, 2006**

The ornamental design for a bottle, as shown and described.

(51) **LOC (8) Cl.** ..... **09-01**

**DESCRIPTION**

(52) **U.S. Cl.** ..... **D9/694; D9/682**

(58) **Field of Classification Search** ..... D9/682–695,  
D9/516–575, 447–450; 215/384–386; 220/669,  
220/675; 222/321.7–321.9, 372, 373, 379,  
222/383.1, 384–386, 398, 400.7, 400.8, 401,  
222/402, 402.1, 402.11, 631

FIG. 1 is a perspective view of a bottle, embodying our new  
design;

FIG. 2 is a front view thereof;

FIG. 3 is a back view thereof;

FIG. 4 is a right side view thereof;

FIG. 5 is a left side view thereof;

FIG. 6 is a top plan view thereof;

FIG. 7 is a bottom plan view thereof; and,

FIG. 8 is a cross sectional view taken along line 8—8 of FIG.  
6.

See application file for complete search history.

The broken lines are included for the purpose of illustrating  
portions of the bottle that no part of the claimed design.

(56) **References Cited**

U.S. PATENT DOCUMENTS

- D83,641 S \* 3/1931 Panopulo ..... D9/575
- D321,321 S \* 11/1991 Wilgus ..... D9/523
- D376,310 S \* 12/1996 Crawford ..... D9/682
- D458,119 S \* 6/2002 Crawford ..... D9/693
- D472,154 S \* 3/2003 Peon et al. .... D9/543
- D479,803 S \* 9/2003 Alguire et al. .... D9/523
- D522,370 S \* 6/2006 Hainaut ..... D9/522

**1 Claim, 5 Drawing Sheets**

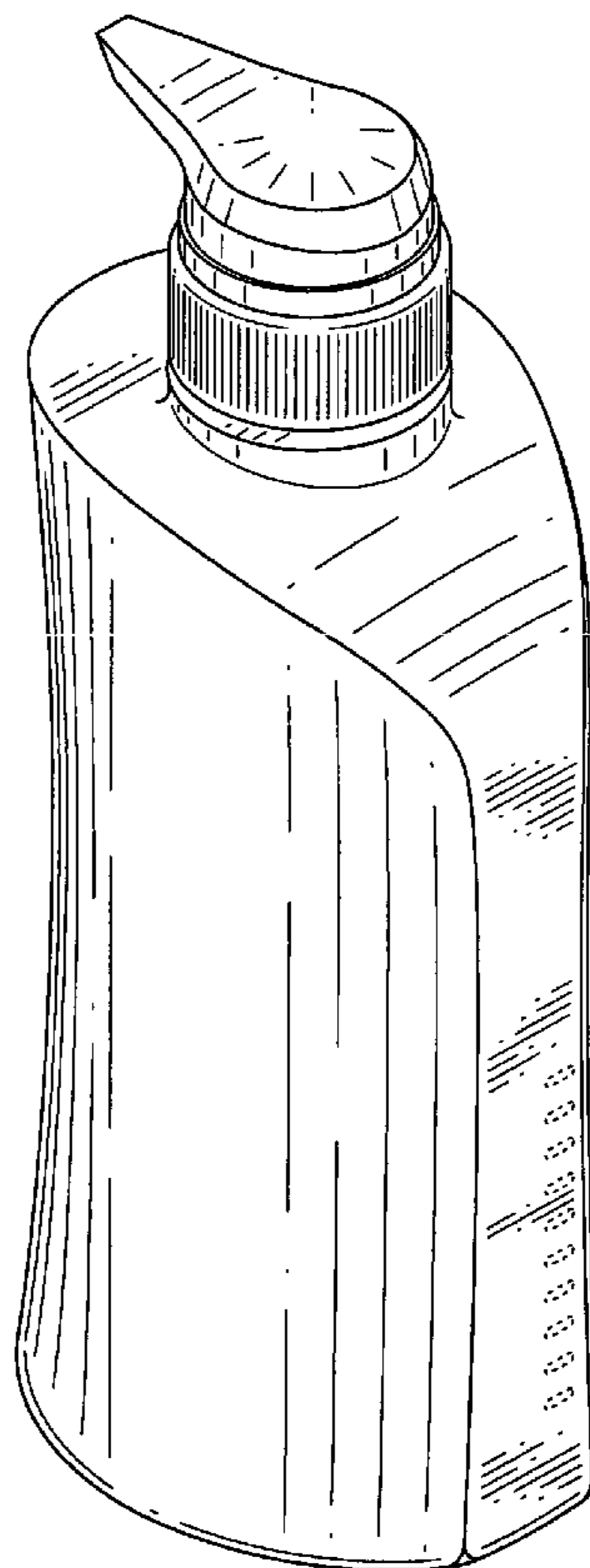


Fig. 1




Fig. 2

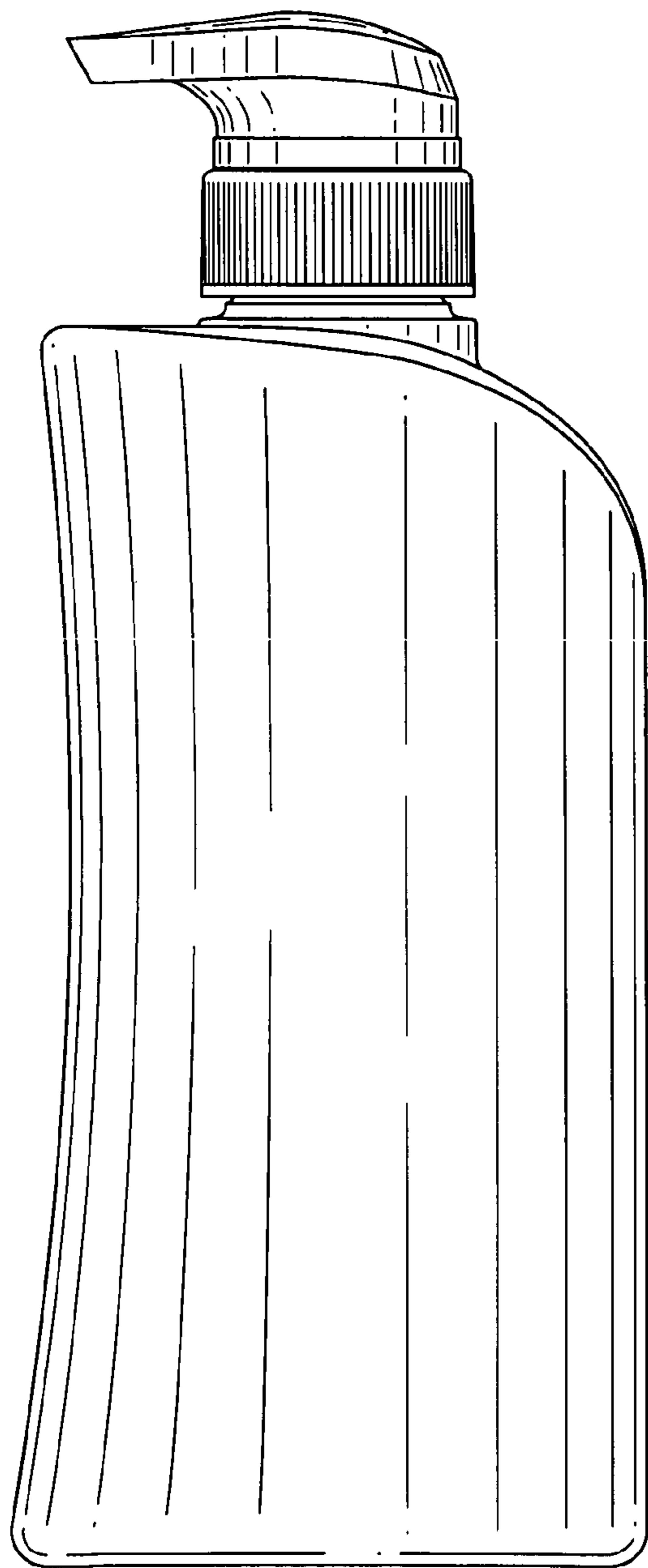


Fig. 3




Fig. 4

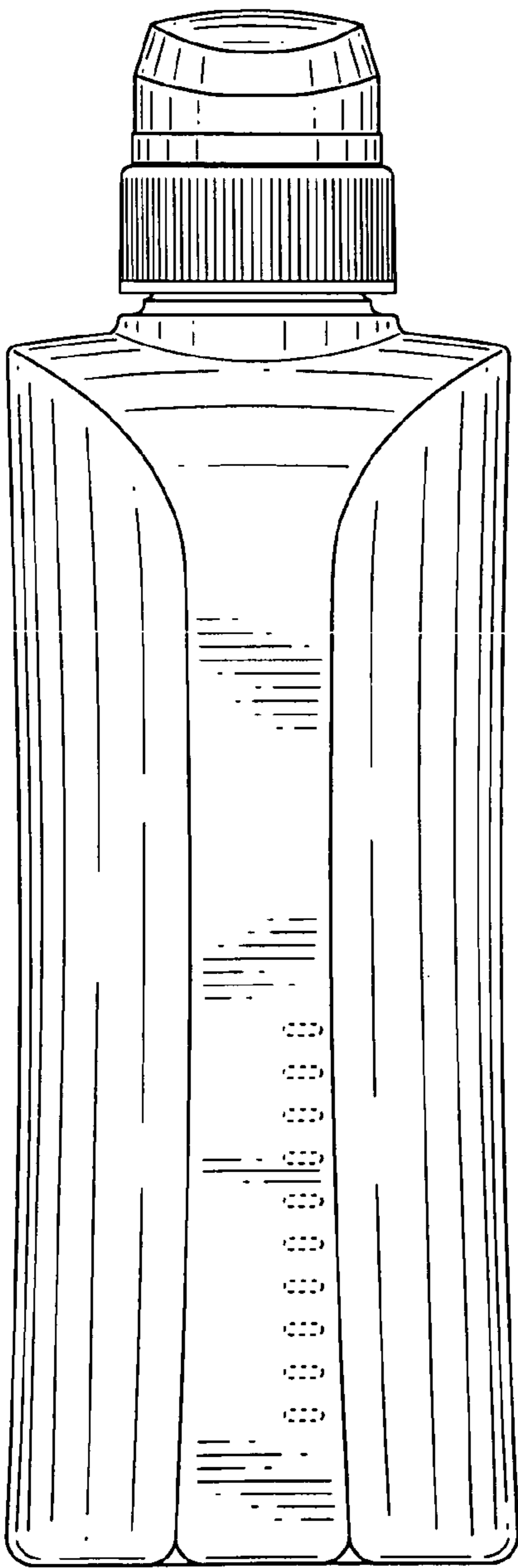


Fig. 5

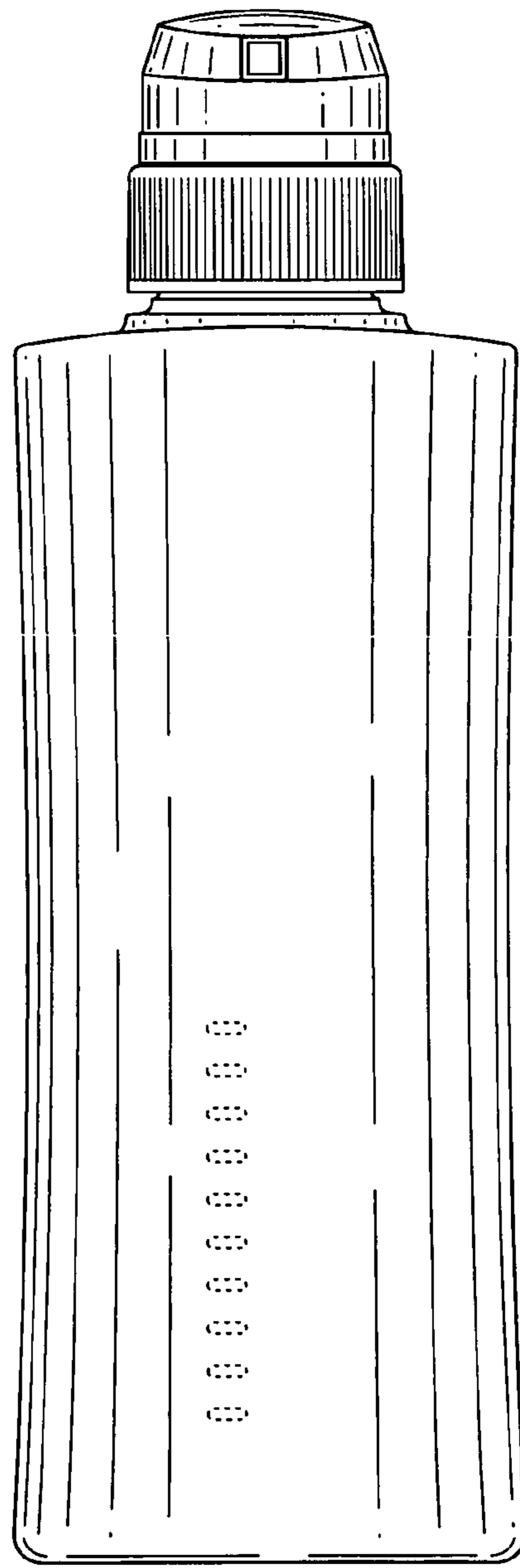


Fig. 6

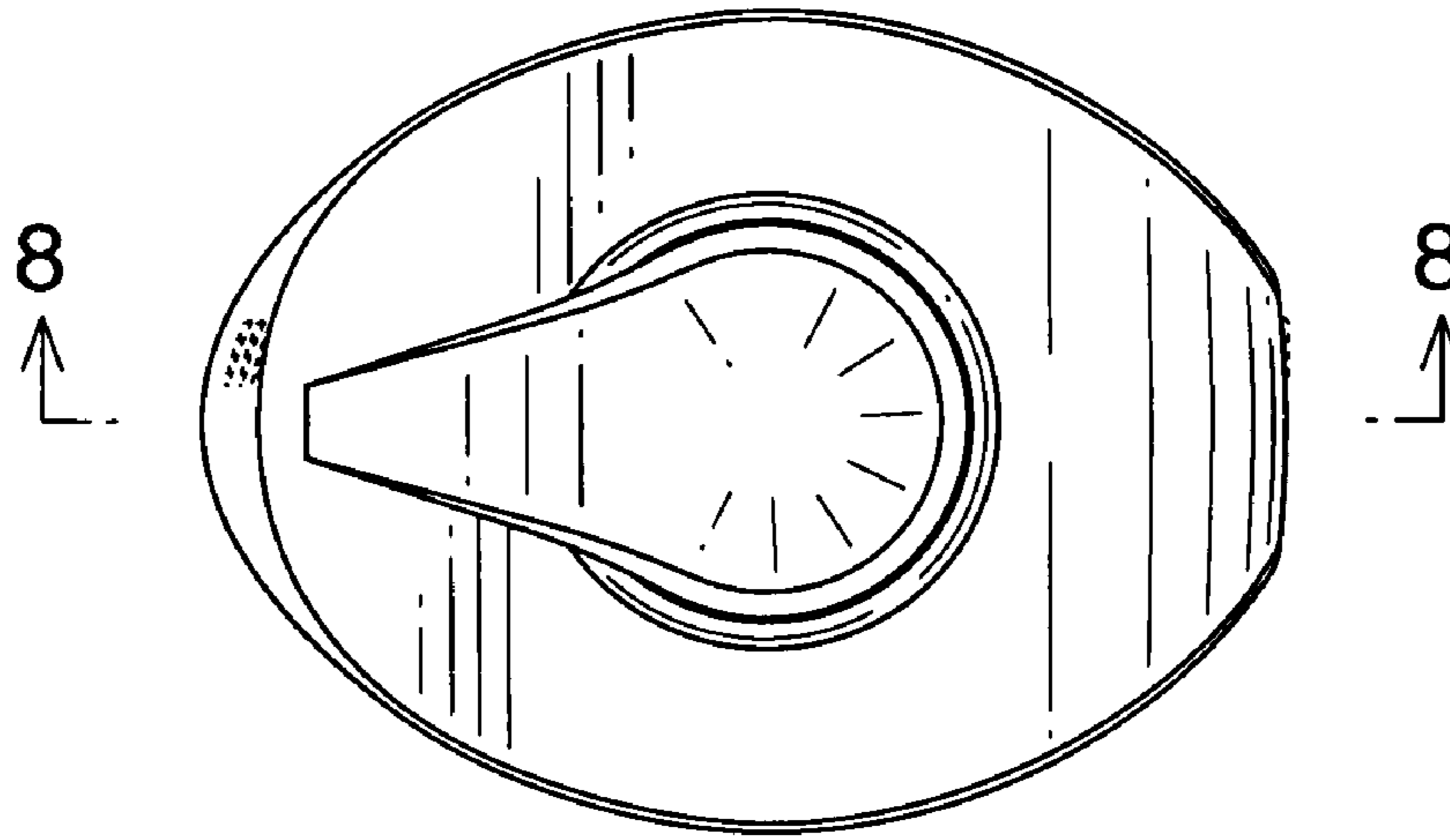


Fig. 7

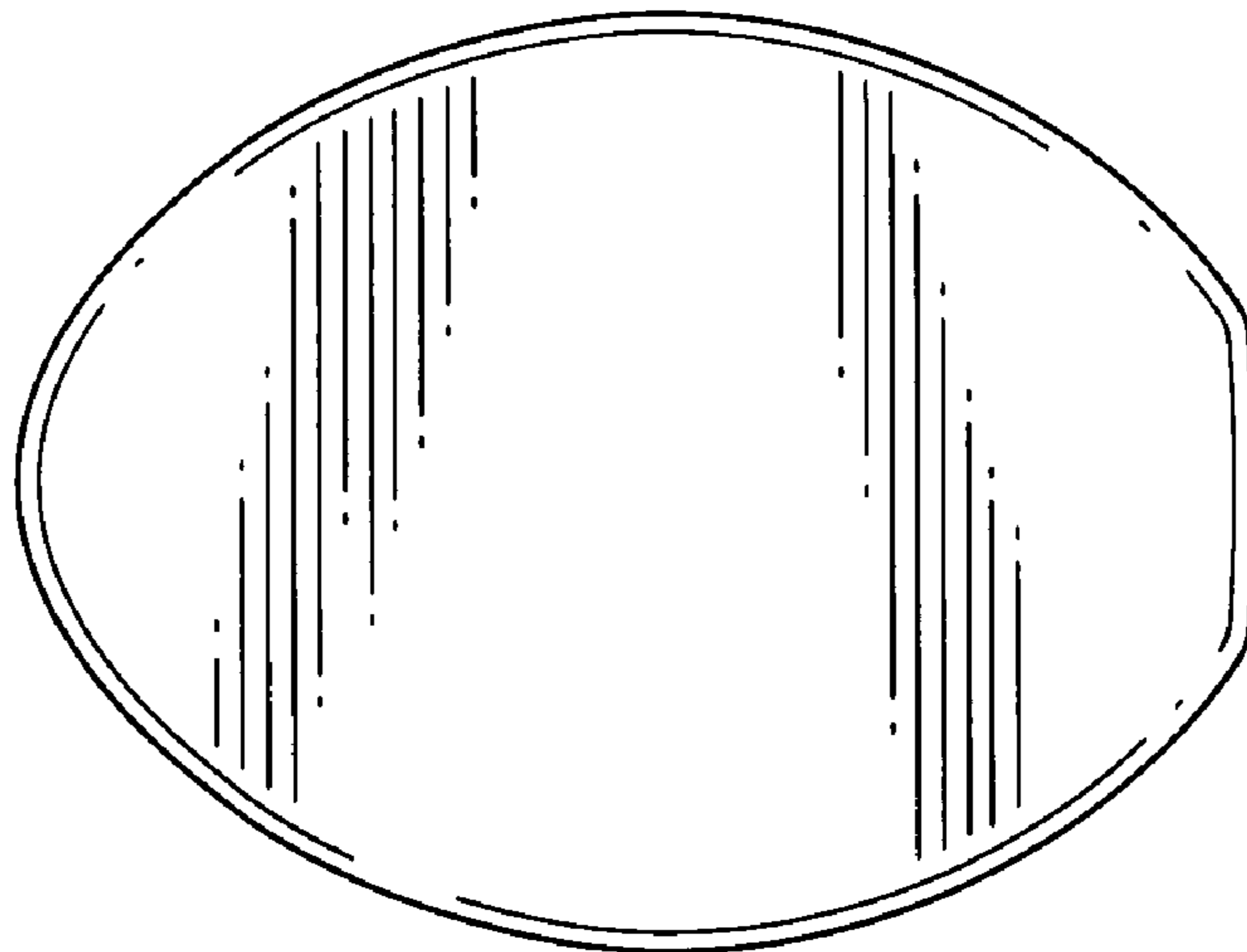


Fig. 8

