



US00D565421S

(12) **United States Design Patent**
De Baschmakoff

(10) **Patent No.:** **US D565,421 S**

(45) **Date of Patent:** **** Apr. 1, 2008**

(54) **DISPENSER**

(76) **Inventor:** **Thierry De Baschmakoff**, 10 rue de Chabanais, Paris (FR) 75002

(**) **Term:** **14 Years**

(21) **Appl. No.:** **29/265,150**

(22) **Filed:** **Aug. 25, 2006**

(30) **Foreign Application Priority Data**

Mar. 3, 2006 (EM) 00488911-003

(51) **LOC (8) Cl.** **09-01**

(52) **U.S. Cl.** **D9/558; D9/560; D9/571; D9/573; D9/452; D9/454**

(58) **Field of Classification Search** D9/516, D9/529, 560, 564-565, 571-575, 682, 686-687, D9/690, 691-694; D28/76, 78, 91, 91.1; 215/379-383; 220/660-662, 669, 675
See application file for complete search history.

(56) **References Cited**

U.S. PATENT DOCUMENTS

D53,887 S * 10/1919 Connor D9/767
D368,431 S * 4/1996 Desgrippes et al. D9/558
D410,570 S * 6/1999 Lerolle D28/85

D411,460 S * 6/1999 Nobuto D9/560
D474,021 S * 5/2003 Lenaerts D3/302
D513,186 S * 12/2005 Dehaene D9/529
D515,431 S * 2/2006 Dehaene D9/558

* cited by examiner

Primary Examiner—Adir Aronovich

Assistant Examiner—Dana L Sipos

(74) *Attorney, Agent, or Firm*—Reising, Ethington, Barnes, Kisselle, P.C.

(57) **CLAIM**

The ornamental design for a dispenser, as shown and described.

DESCRIPTION

FIG. 1 is a top, front, right side perspective view of a dispenser showing my new design;

FIG. 2 is a front elevational view thereof;

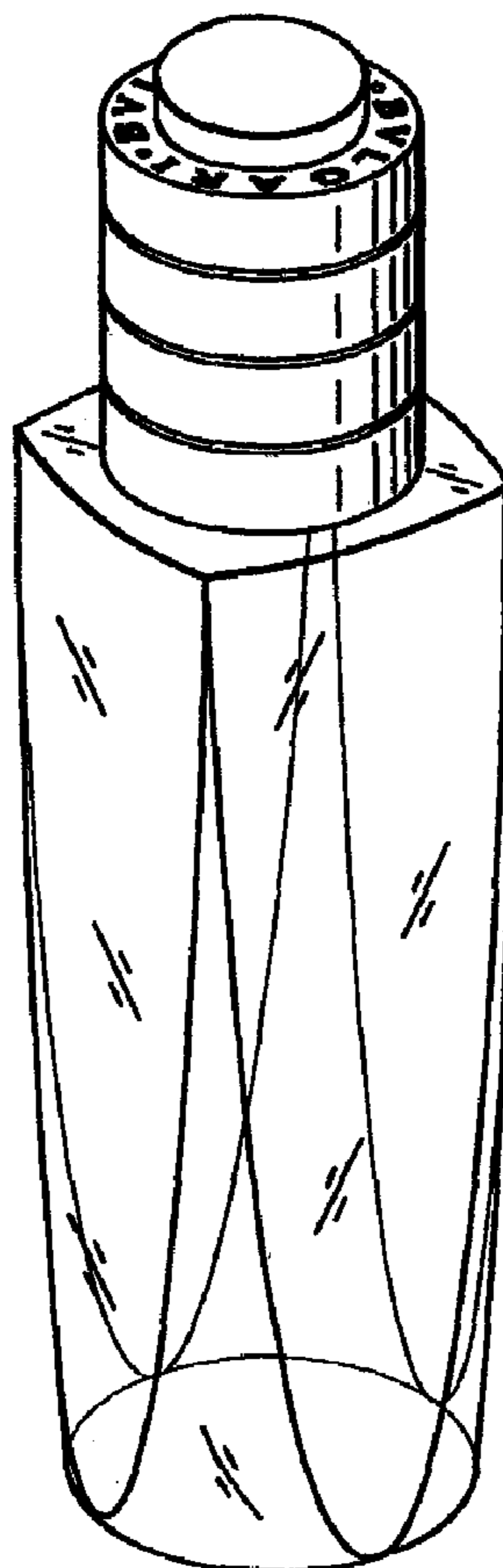
FIG. 3 is a left side elevational view thereof;

FIG. 4 is a rear elevational view thereof;

FIG. 5 is a right side elevational view thereof; and,

FIG. 6 is a top plan view thereof.

1 Claim, 1 Drawing Sheet



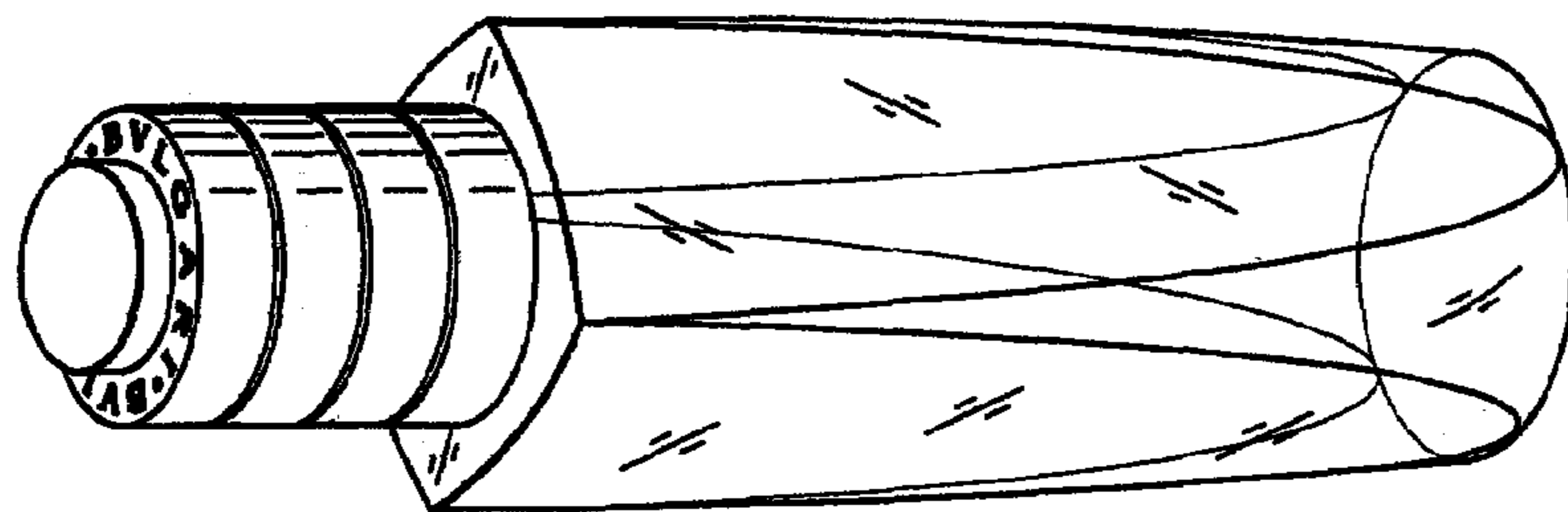


FIG. 1

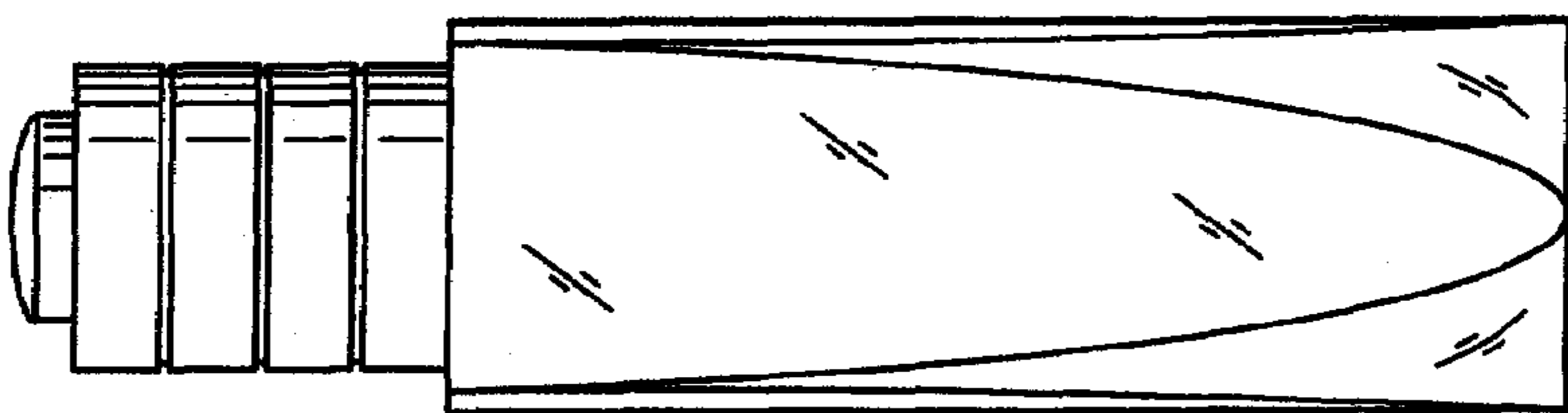


FIG. 2

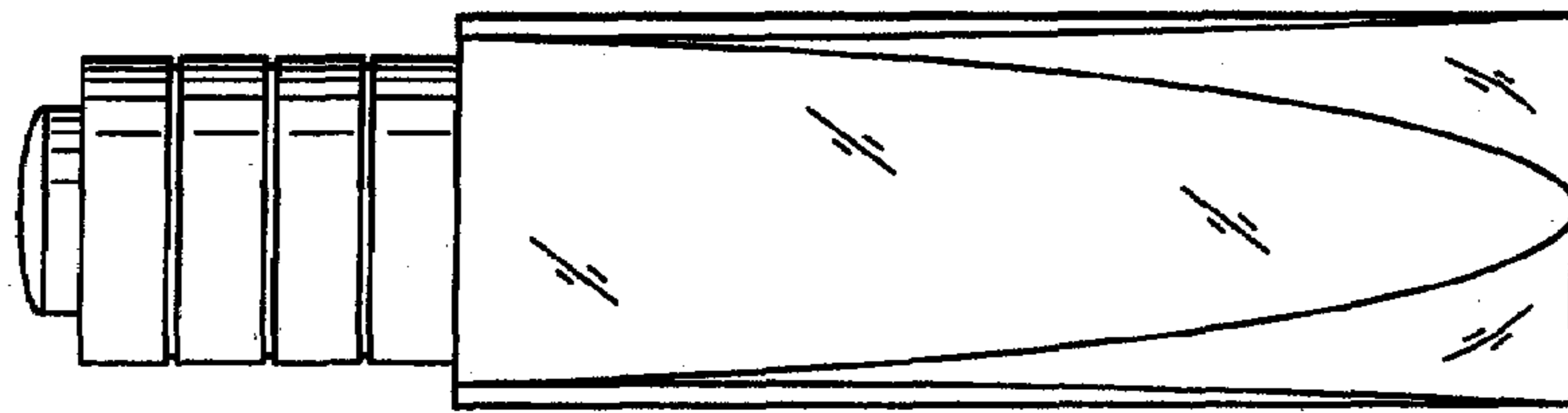


FIG. 3

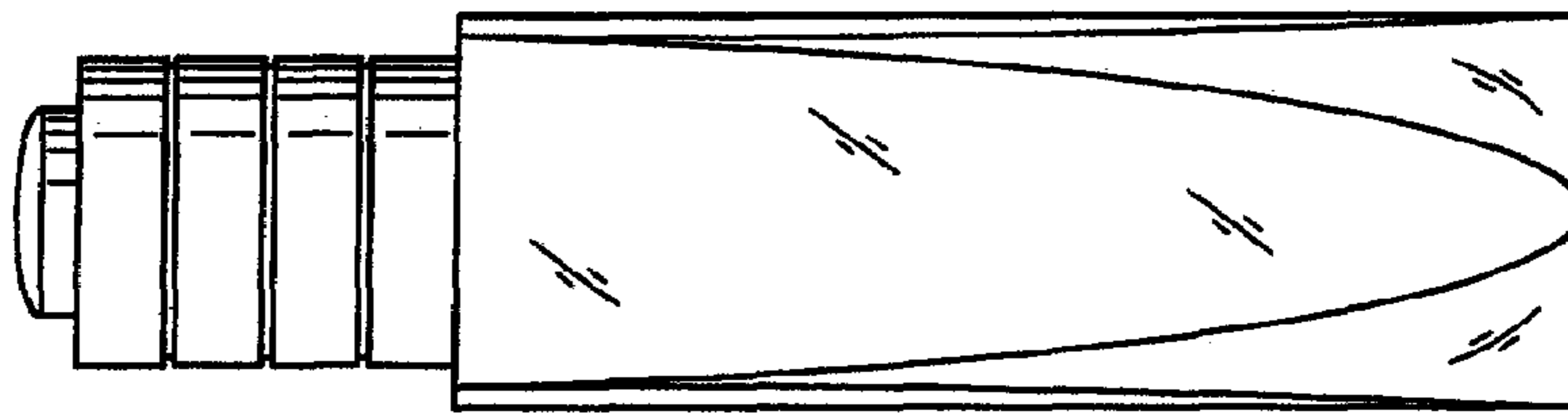


FIG. 4

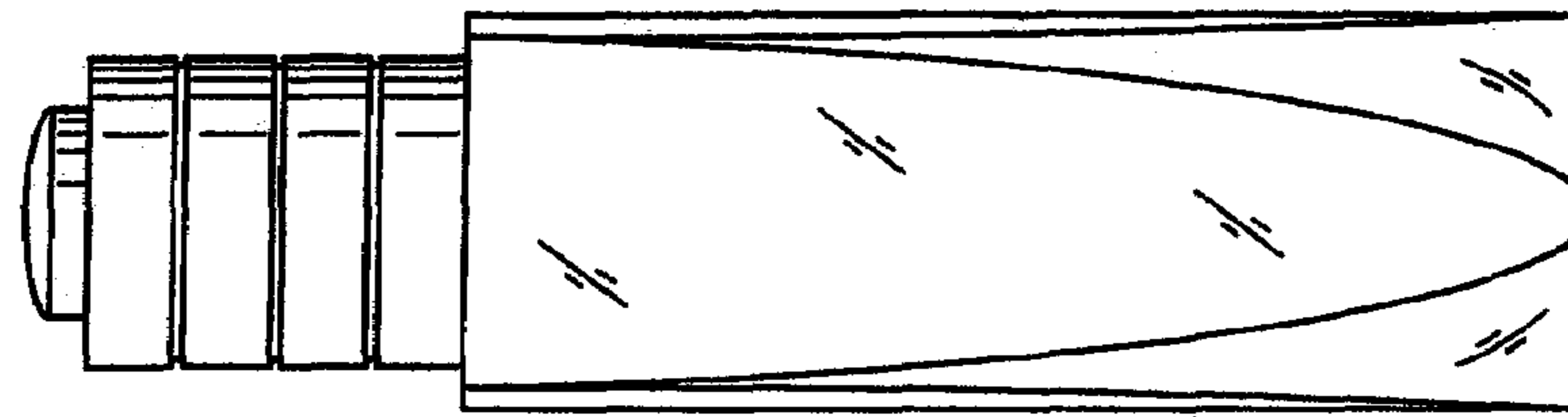


FIG. 5




FIG. 6