



US00D565419S

(12) **United States Design Patent**
Darr et al.

(10) **Patent No.:** **US D565,419 S**

(45) **Date of Patent:** **** Apr. 1, 2008**

(54) **PLASTIC CONTAINER**

(75) Inventors: **Richard C. Darr**, Medina, OH (US);
Richard A. Lovelace, Jr., Akron, OH
(US); **Christopher E. Kaminski**, North
Royalton, OH (US); **James F.**
McManus, Canton, MI (US)

(73) Assignee: **PlastiPak Packaging, Inc.**, Plymouth,
MI (US)

(**) Term: **14 Years**

(21) Appl. No.: **29/293,172**

(22) Filed: **Nov. 8, 2007**

Related U.S. Application Data

(62) Division of application No. 29/228,997, filed on May
2, 2005.

(51) **LOC (8) Cl.** **09-01**

(52) **U.S. Cl.** **D9/552; D9/556; D9/557**

(58) **Field of Classification Search** D9/502,
D9/516, 537-541, 549-550, 552, 556-558,
D9/563, 565, 569-570, 574-575; 215/375,
215/382-384, 396, 398

See application file for complete search history.

(56) **References Cited**

U.S. PATENT DOCUMENTS

5,409,750	A *	4/1995	Hamada et al.	215/384	X
D379,306	S *	5/1997	Peykoff	D9/502	
D396,640	S *	8/1998	Conrad et al.	D9/502	
D397,941	S *	9/1998	Lauth	D9/502	
5,829,614	A *	11/1998	Collette et al.	215/375	
D404,306	S *	1/1999	Steinke	D9/502	
D409,493	S *	5/1999	Waggaman et al.	D9/538	X

5,906,286	A *	5/1999	Matsuno et al.	215/375	
D414,112	S *	9/1999	Waggaman et al.	D9/552	X
D417,156	S *	11/1999	Veyssiere	D9/552	
D480,650	S *	10/2003	Moore et al.	D9/540	
D494,473	S *	8/2004	Yourist	D9/516	
D506,138	S *	6/2005	Zboch et al.	D9/539	
D506,139	S *	6/2005	Zboch et al.	D9/539	
D506,923	S *	7/2005	Zboch et al.	D9/538	
D510,027	S *	9/2005	Zboch et al.	D9/516	
D510,271	S *	10/2005	Mero et al.	D9/538	
D517,417	S *	3/2006	Livingston et al.	D9/552	
D522,874	S *	6/2006	Livingston et al.	D9/552	
D527,267	S *	8/2006	Zboch et al.	D9/516	
D527,635	S *	9/2006	Zboch et al.	D9/516	

* cited by examiner

Primary Examiner—Carol Rademaker

(74) *Attorney, Agent, or Firm*—Robert H. Bachman

(57) **CLAIM**

The ornamental design for a plastic container, as shown and described.

DESCRIPTION

FIG. 1 is a top, front, and right side perspective view of the plastic container;

FIG. 2 is a left side elevational view thereof;

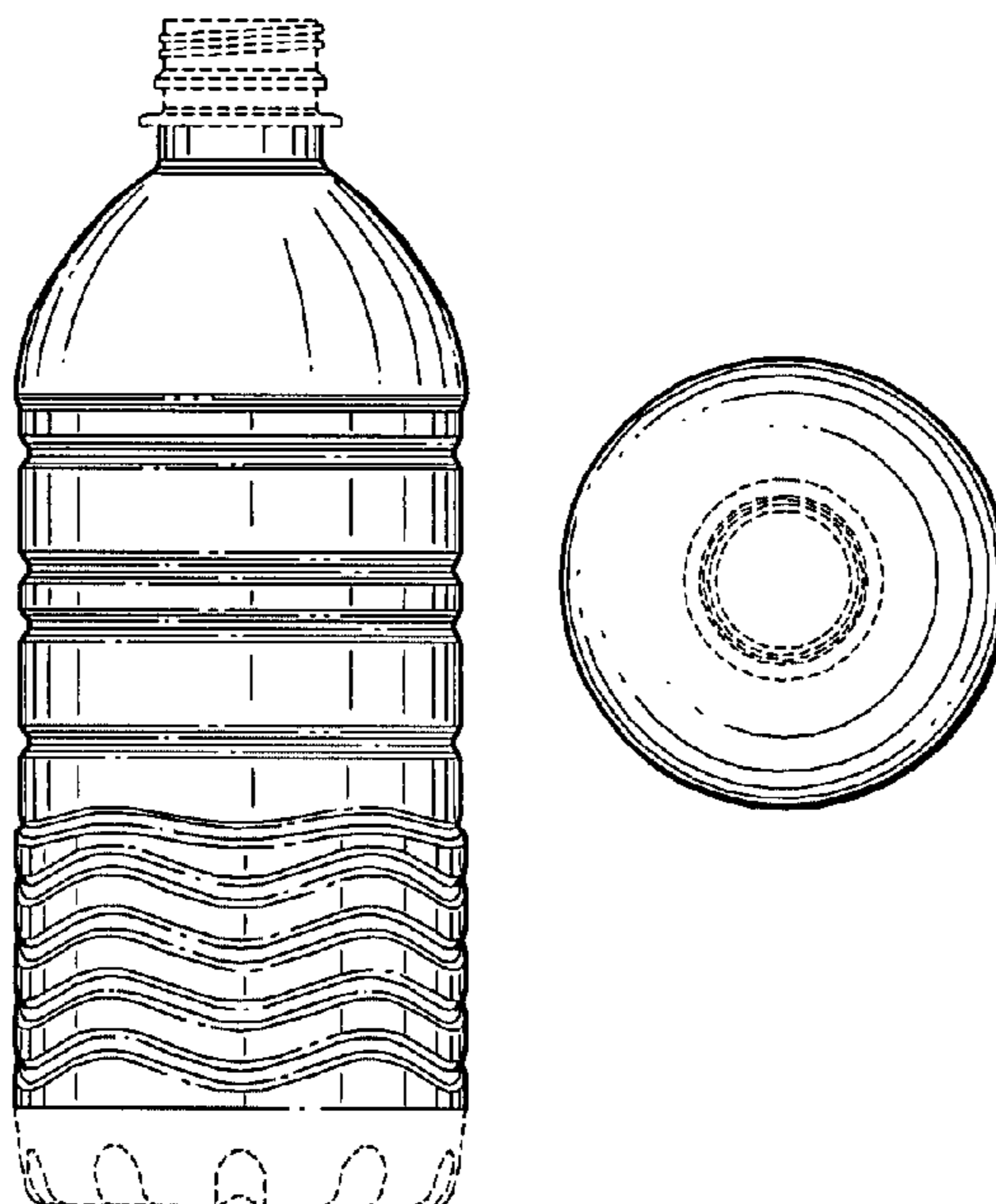
FIG. 3 is a bottom plan view thereof, with the central portion shown as unclaimed environment;

FIG. 4 is a bottom plan view thereof, with the central portion shown in an alternate unclaimed environment; and,

FIG. 5 is a top plan view thereof.

The broken lines in the drawings depict probable environment only, and form no part of the claimed design.

1 Claim, 1 Drawing Sheet



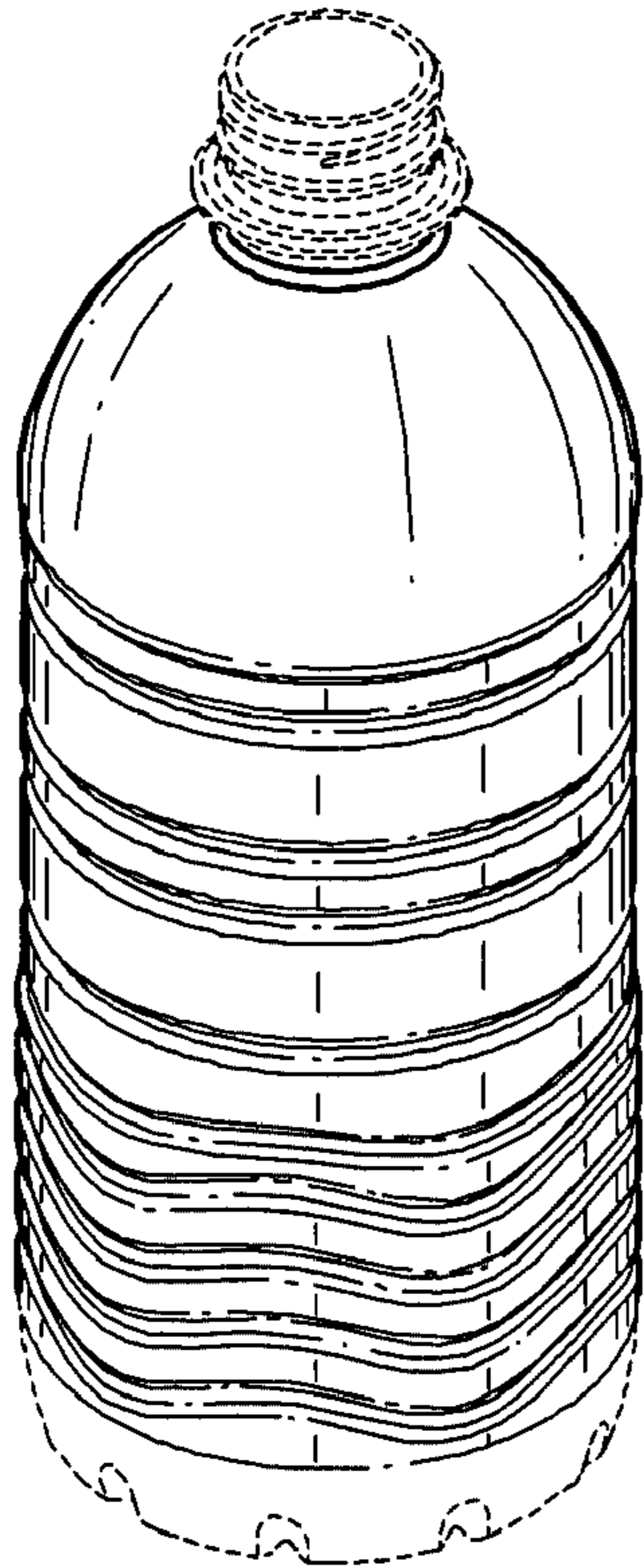


FIG. 1

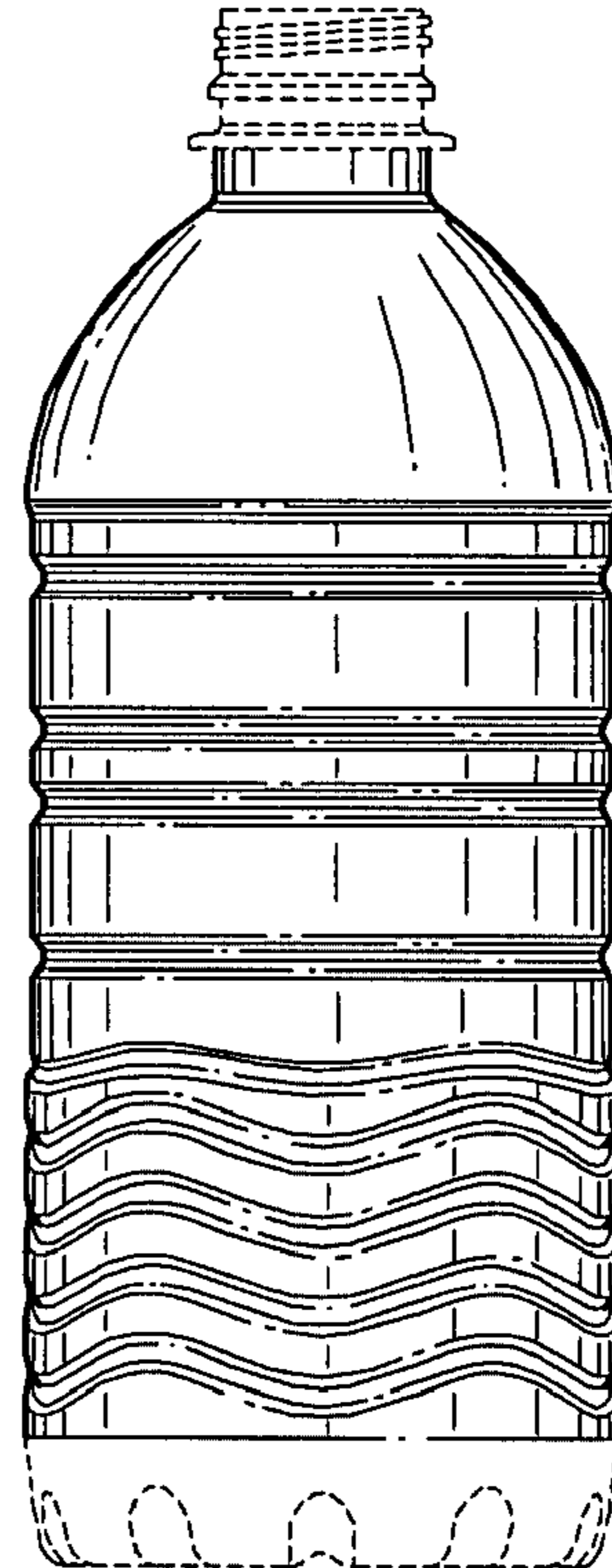


FIG. 2




FIG. 3

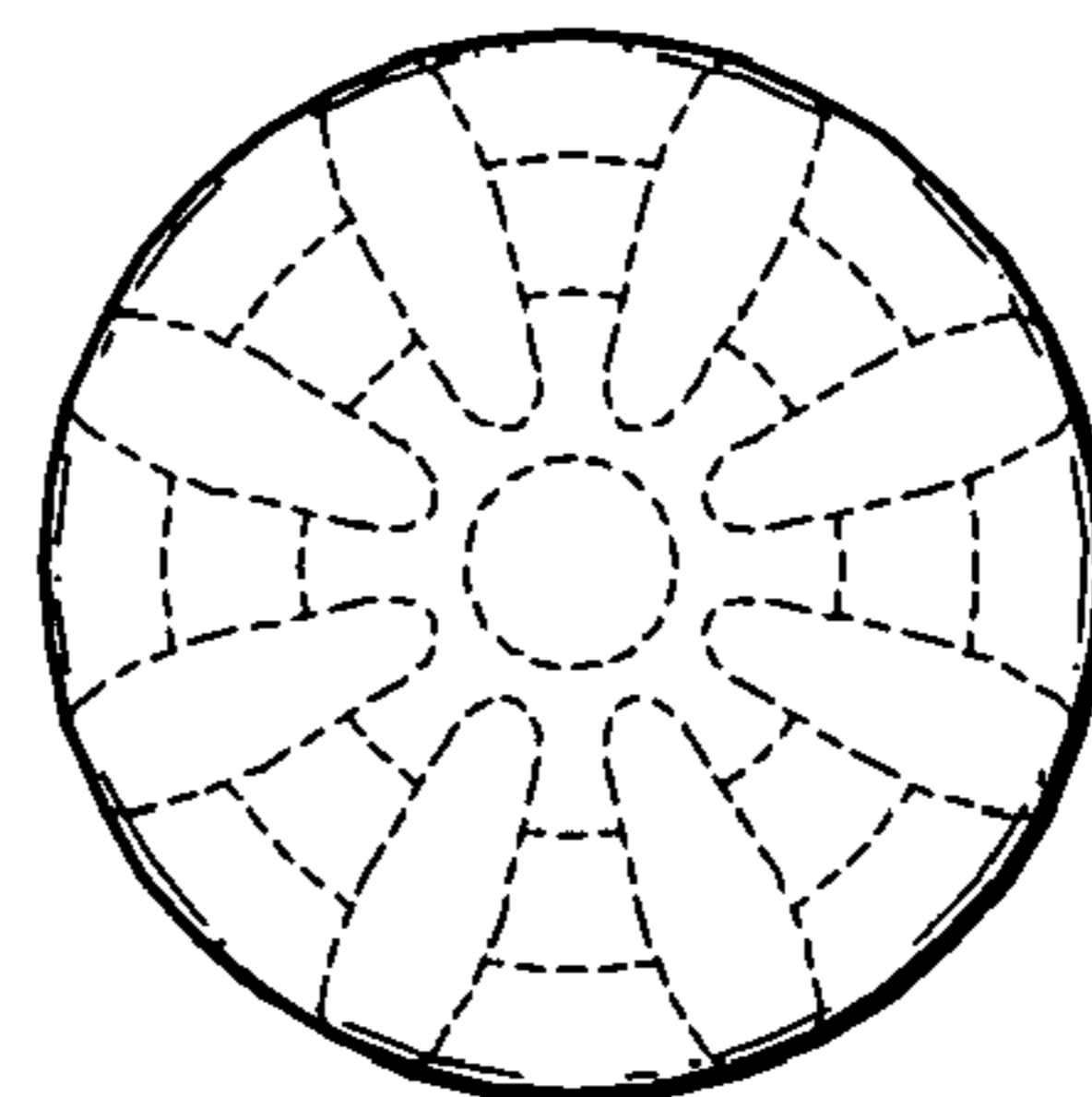


FIG. 4

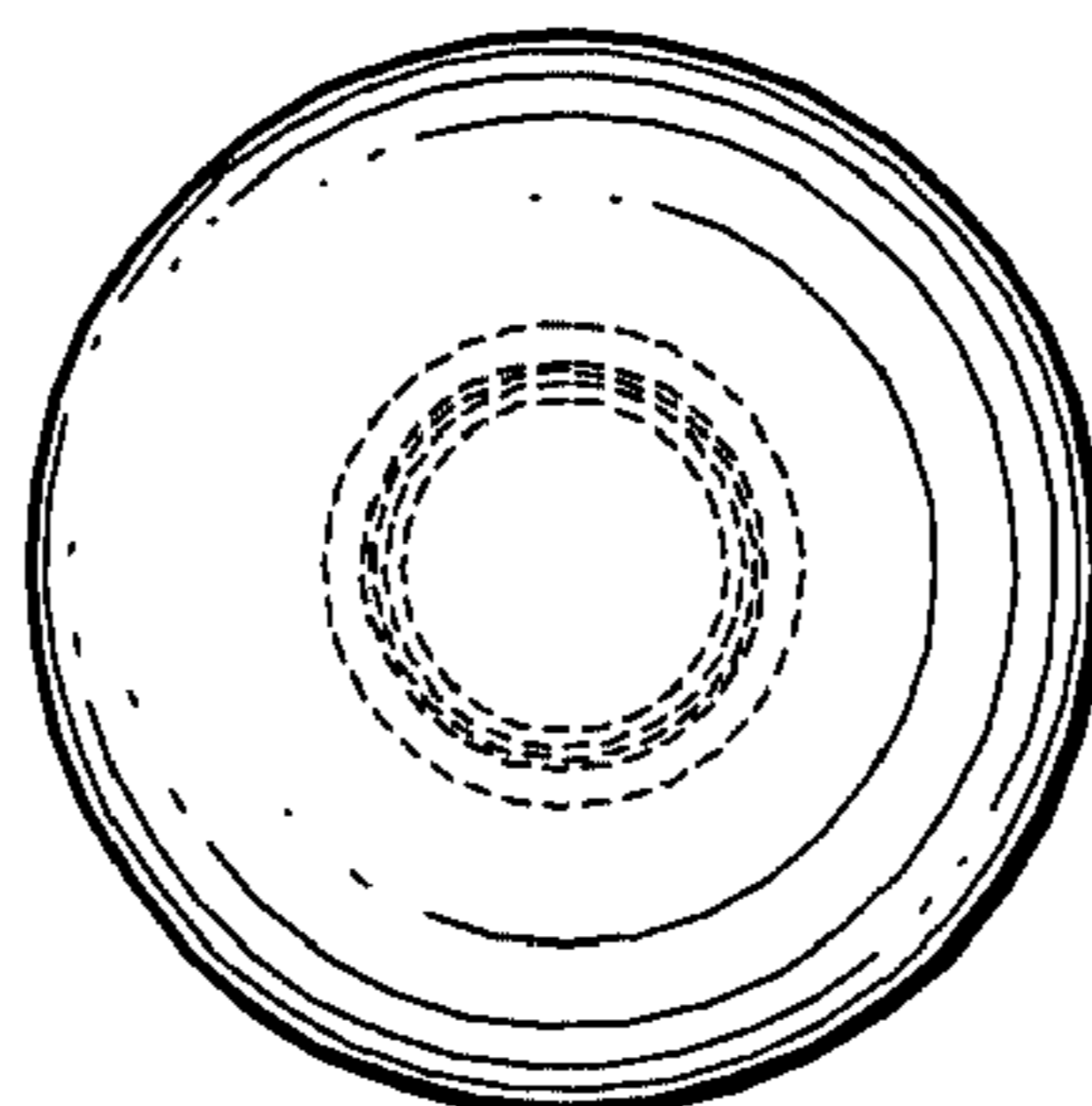


FIG. 5