



US00D565407S

(12) **United States Design Patent**  
**Kick**

(10) **Patent No.:** **US D565,407 S**

(45) **Date of Patent:** **\*\* Apr. 1, 2008**

(54) **FLIP TOP CLOSURE**

(75) Inventor: **James Kick**, Town & Country, MO  
(US)

(73) Assignee: **C.A.P.S.**, Bridgeton, MO (US)

(\*\*) Term: **14 Years**

(21) Appl. No.: **29/278,253**

(22) Filed: **Mar. 23, 2007**

(51) **LOC (8) Cl.** ..... **09-07**

(52) **U.S. Cl.** ..... **D9/449; D9/446**

(58) **Field of Classification Search** ..... D9/454,  
D9/450, 449, 447, 446, 428, 435, 423, 421,  
D9/420, 422, 426; D7/900, 401.1, 396.1,  
D7/392; 229/207; D6/518; D34/11, 7,  
D34/13; D3/323; 222/480, 256; 220/812,  
220/810, 480, 345.1, 256.1, 253, 213; 215/322,  
215/306, 236, 235

See application file for complete search history.

(56) **References Cited**

**U.S. PATENT DOCUMENTS**

4,291,818 A	9/1981	Nozawa et al.	
4,403,712 A	9/1983	Wiesinger	
4,545,508 A *	10/1985	Cribb et al. ....	222/480
4,936,494 A	6/1990	Weidman	
D331,878 S	12/1992	Forsyth	
D334,538 S *	4/1993	Bolen et al. ....	D9/447
RE34,263 E	5/1993	VanKerkhoven et al.	
D339,065 S *	9/1993	Forsyth et al. ....	D9/447
D340,187 S	10/1993	Forsyth	

5,330,082 A	7/1994	Forsyth	
D448,296 S *	9/2001	Bried et al. ....	D9/449
RE37,634 E	4/2002	Hickman et al.	
6,510,971 B1	1/2003	Martin	
D476,892 S	7/2003	Martin	
D509,426 S *	9/2005	Samz et al. ....	D9/447
D529,800 S *	10/2006	Liebe ....	D9/449
2006/0237388 A1	10/2006	Kick	

\* cited by examiner

*Primary Examiner*—Gary D. Watson

*Assistant Examiner*—Susan Bennett Hattan

(74) *Attorney, Agent, or Firm*—Polster, Lieder, Woodruff, & Lucchesi, L.C.

(57) **CLAIM**

The ornamental design for a flip top closure, as shown and described.

**DESCRIPTION**

FIG. 1 is a top perspective view of the flip top closure;

FIG. 2 is a front view thereof;

FIG. 3 is a back view thereof;

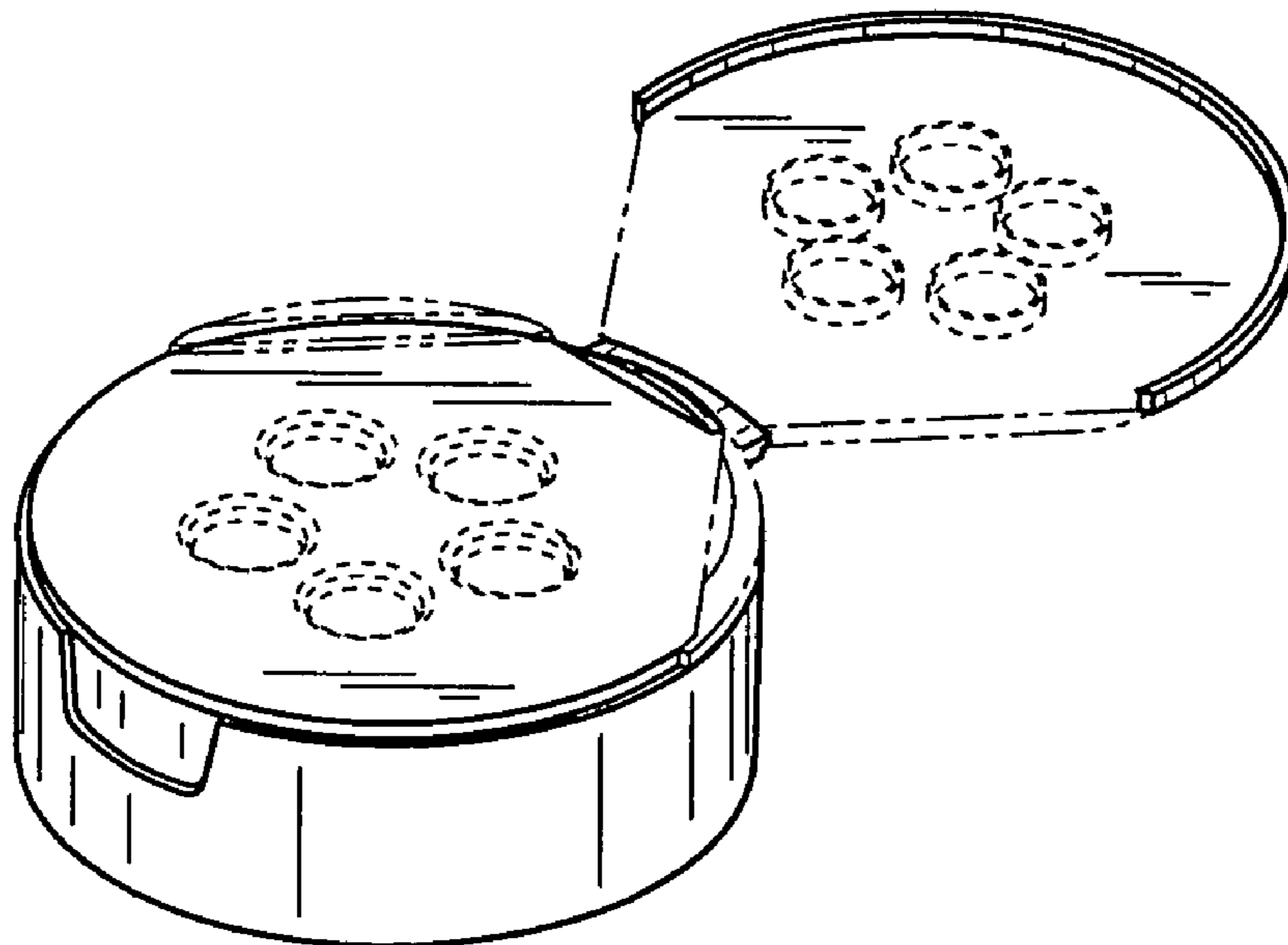
FIG. 4 is a side view thereof;

FIG. 5 is a top view thereof; and,

FIG. 6 is a bottom view thereof.

The broken lines are included for the purpose of illustrating environmental structure and form no part of the claimed design.

**1 Claim, 1 Drawing Sheet**



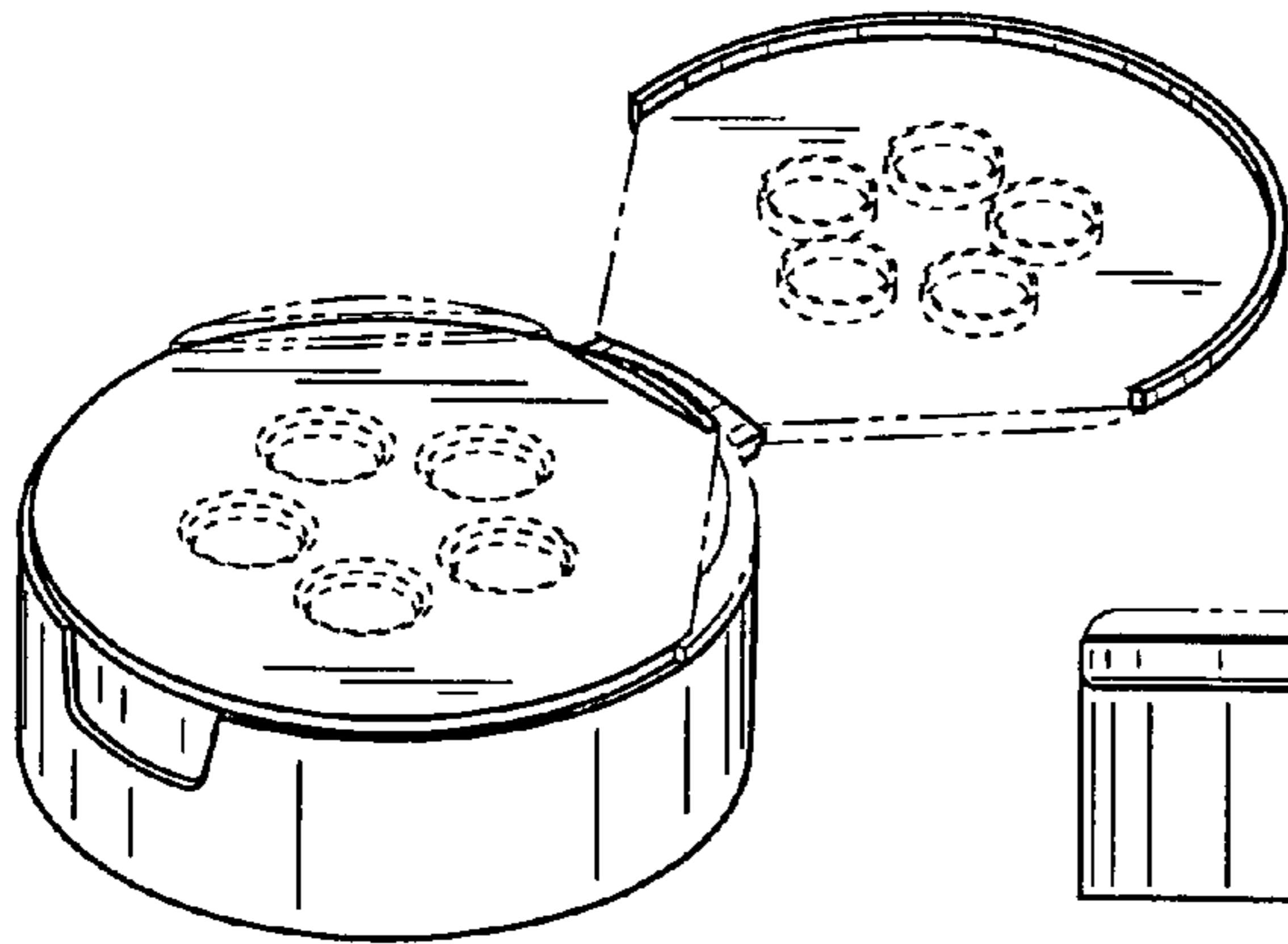


FIG. 1

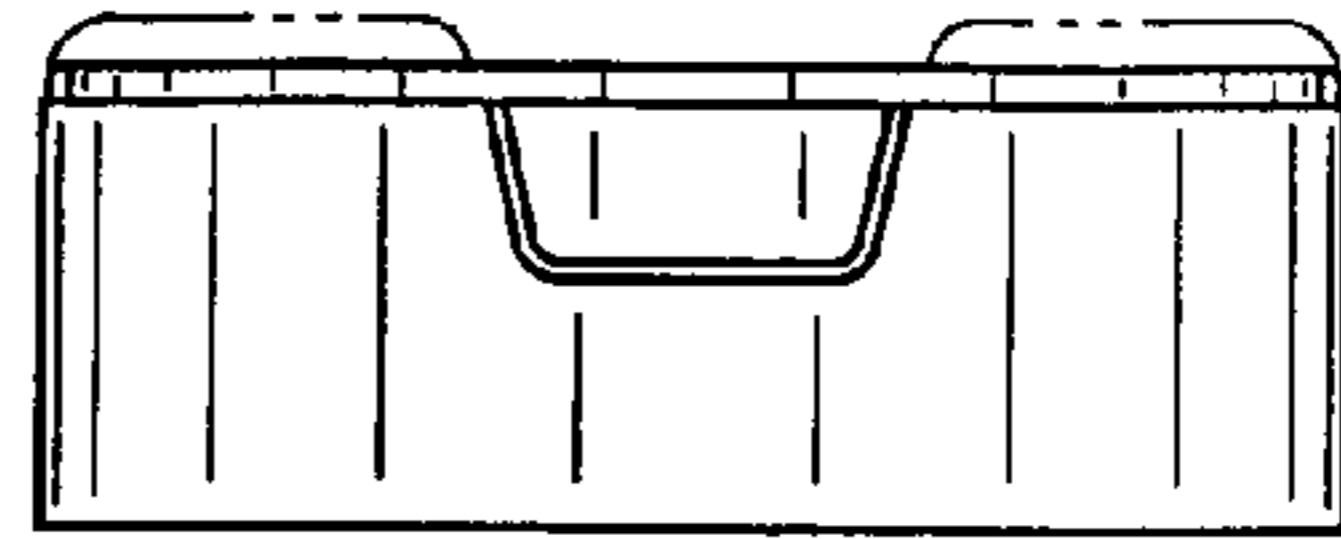


FIG. 2




FIG. 3

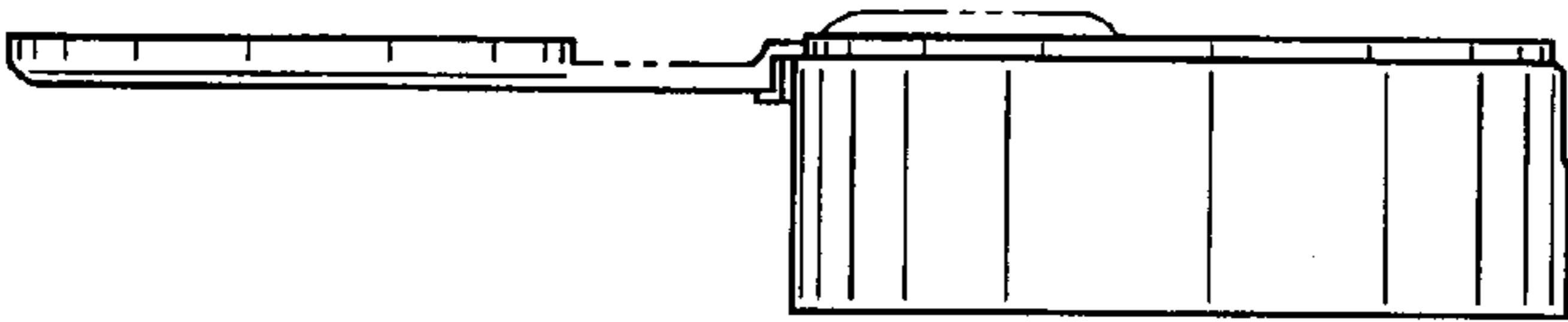


FIG. 4

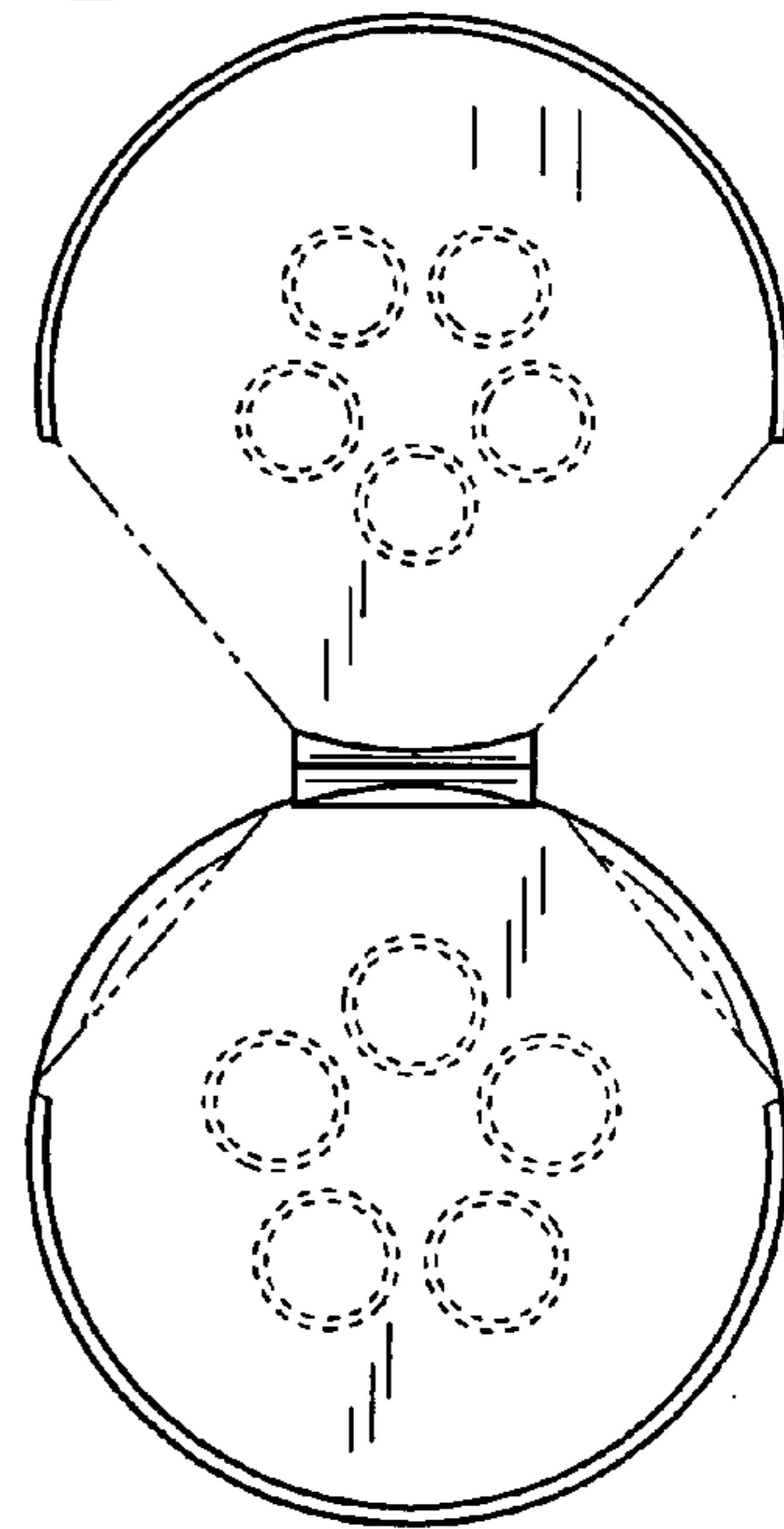


FIG. 5

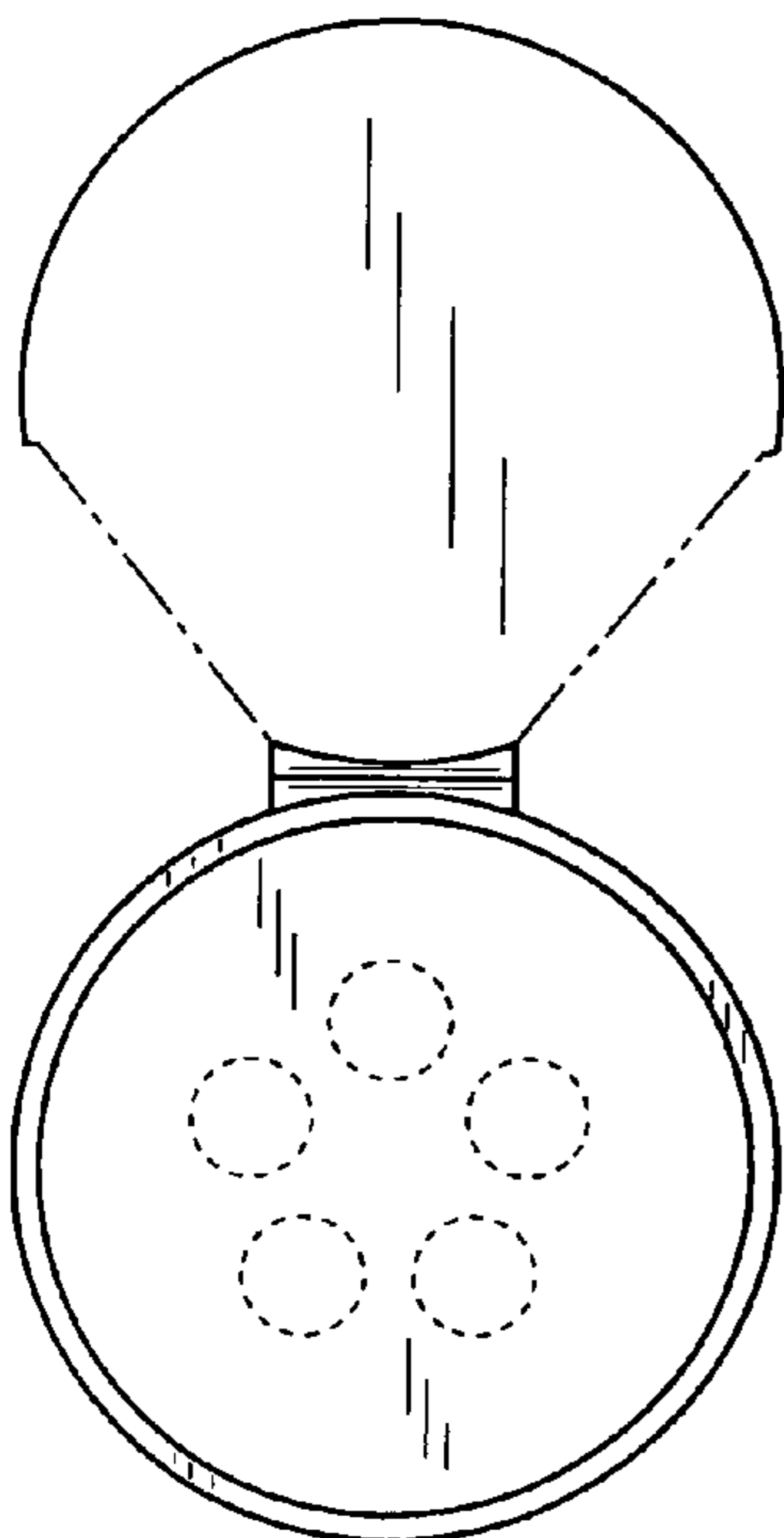


FIG. 6