

US00D565401S

(12) **United States Design Patent**  
**Grady et al.**

(10) **Patent No.:** **US D565,401 S**

(45) **Date of Patent:** **\*\* Apr. 1, 2008**

(54) **FASTENING STRAP**

(75) Inventors: **James T. Grady**, Chester, NH (US);  
**Joseph R. Levesque**, Londonderry, NH (US)

(73) Assignee: **Velcro Industries B.V.**, Curacao (AN)

(\*\*) Term: **14 Years**

(21) Appl. No.: **29/276,609**

(22) Filed: **Jan. 30, 2007**

(51) **LOC (8) Cl.** ..... **08-08**

(52) **U.S. Cl.** ..... **D8/394; D8/396**

(58) **Field of Classification Search** ..... D8/356,  
D8/383, 394, 396; 24/16 PB, 17 AB, 30.5 P,  
24/30.5 S, 300-302, 339, DIG. 16; 248/58,  
248/60, 74.3; D20/22, 23, 27, 28, 25, 29;  
40/299.01, 308, 312, 315, 316, 334, 632,  
40/633, 5, 6, 636, 664, 665, 668, 669  
See application file for complete search history.

(56) **References Cited**

**U.S. PATENT DOCUMENTS**

661,691 A \* 11/1900 Goodwin ..... 40/6  
2,372,811 A \* 4/1945 Conaway et al. .... 40/669

2,768,458 A \* 10/1956 Anania ..... 40/665  
5,381,617 A \* 1/1995 Schwartztol et al. .... 40/6  
D513,974 S \* 1/2006 Cheung ..... D8/394  
D515,408 S \* 2/2006 Cheung ..... D8/394

\* cited by examiner

*Primary Examiner*—Stella M. Reid  
*Assistant Examiner*—John Windmuller  
(74) *Attorney, Agent, or Firm*—Fish & Richardson P.C.

(57) **CLAIM**

The ornamental design for a fastening strap, as shown and described.

**DESCRIPTION**

FIG. 1 is a perspective view of a fastening strap showing our design.

FIG. 2 is a front view of the strap.

FIG. 3 is a back view of the strap.

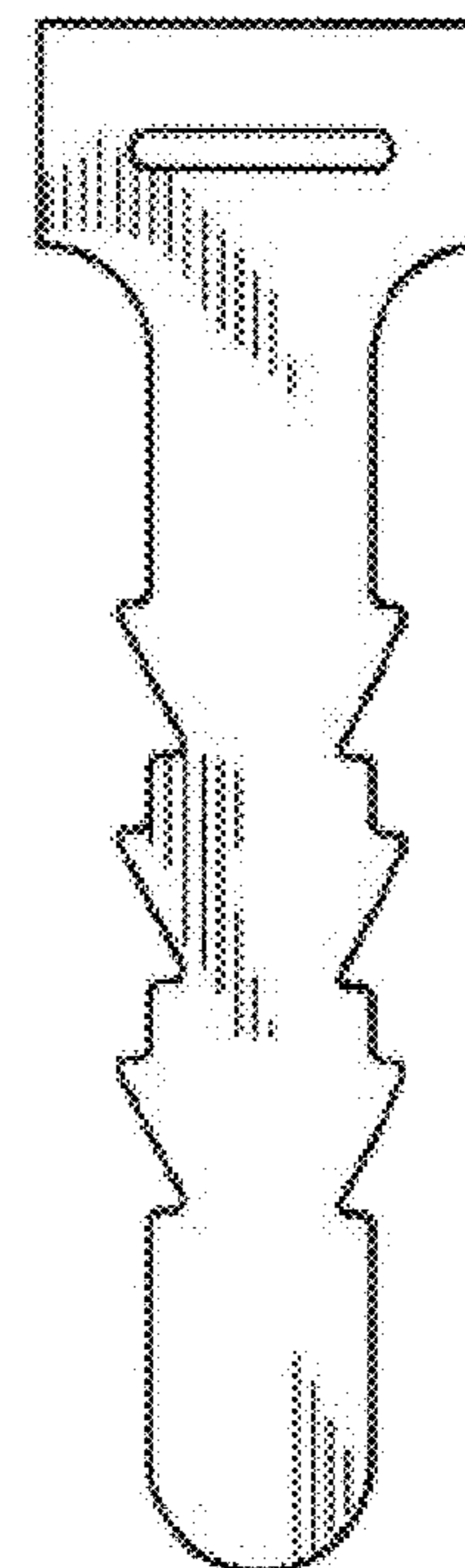

FIG. 4 is a left side view of the strap.


FIG. 5 is a right side view of the strap.

FIG. 6 is a top view of the strap; and,

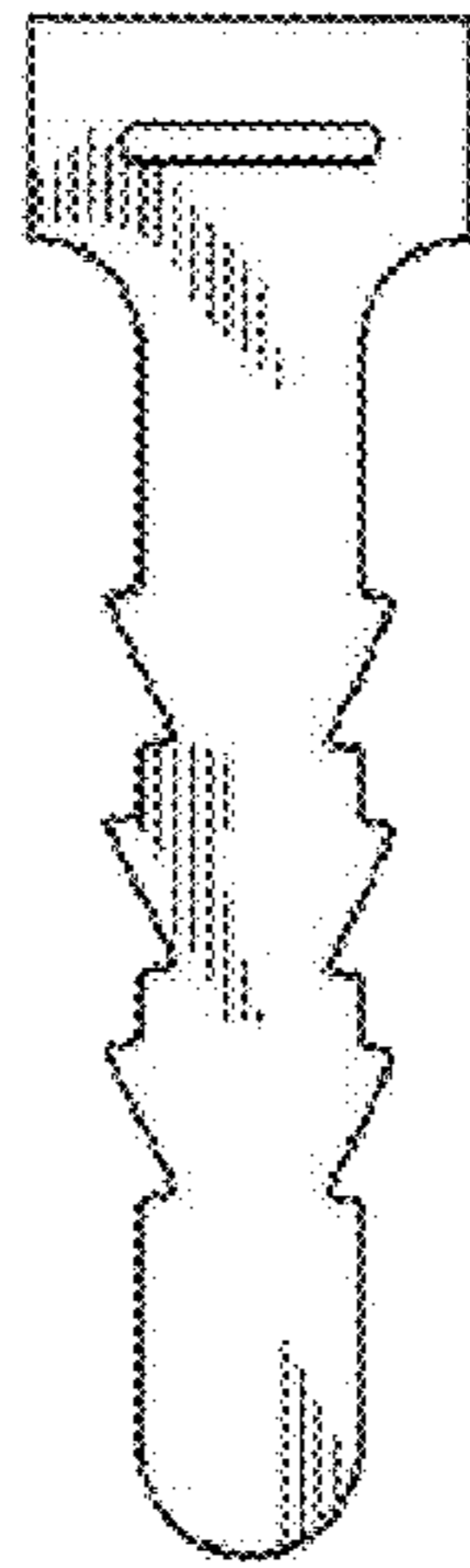
FIG. 7 is a bottom view of the strap.

**1 Claim, 1 Drawing Sheet**

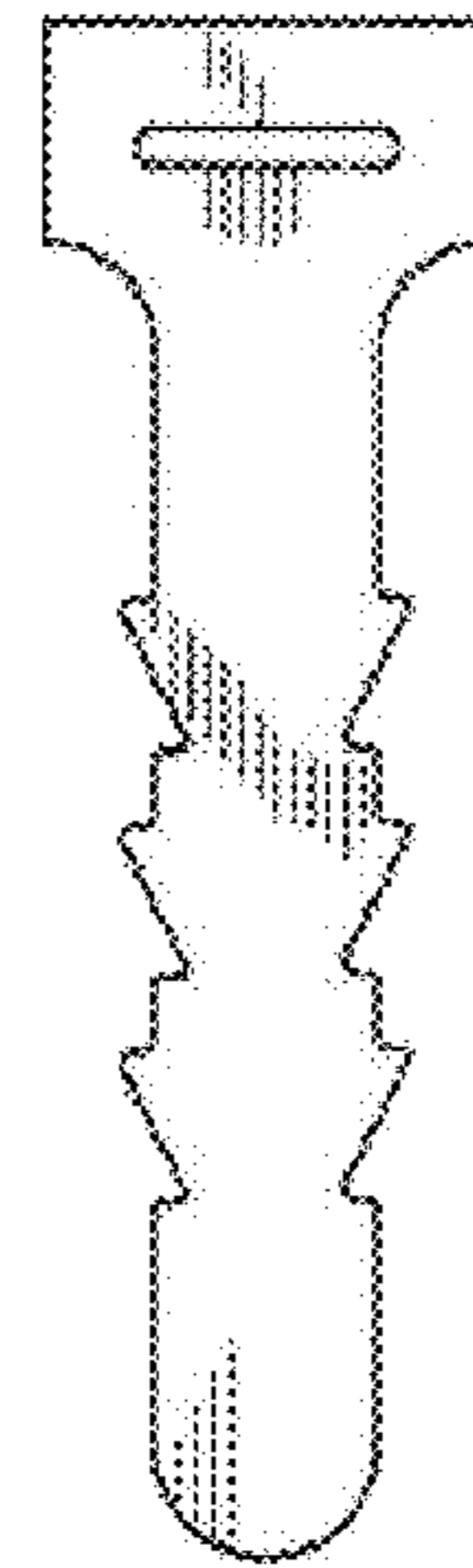




**FIG. 1**



**FIG. 2**



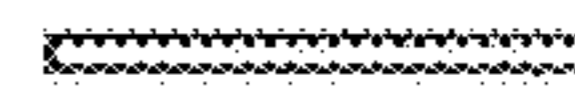
**FIG. 3**



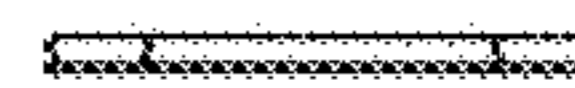
**FIG. 4**



**FIG. 5**



**FIG. 6**



**FIG. 7**