

US00D565383S

(12) **United States Design Patent** (10) **Patent No.:** **US D565,383 S**
Bruno et al. (45) **Date of Patent:** **** Apr. 1, 2008**

(54) **CONTOURED HANDLE FOR TAPING KNIFE**

(75) Inventors: **Robert Bruno**, Avon, CT (US); **Jason Lind**, Barkhamsted, CT (US); **Matthew Earle Myers**, Naperville, IL (US)

(73) Assignee: **United States Gypsum Company**, Chicago, IL (US)

(**) Term: **14 Years**

(21) Appl. No.: **29/289,782**

(22) Filed: **Aug. 1, 2007**

D397,281 S 8/1998 Hsu et al.
5,850,663 A 12/1998 Hardy et al.
5,920,943 A 7/1999 Barker
D414,395 S 9/1999 Panfili
5,956,799 A 9/1999 Panaccione et al.
6,131,290 A 10/2000 Chiou
D441,269 S 5/2001 Tsai
D444,692 S 7/2001 Marquardt
D446,104 S 8/2001 Chen
D446,437 S 8/2001 Chen
D462,251 S 9/2002 Collins et al.
6,453,563 B1 9/2002 Farland
RE38,093 E 4/2003 Chiou
6,588,113 B2 7/2003 Bozikis et al.
D482,259 S 11/2003 Chen

Related U.S. Application Data

(60) Division of application No. 29/270,667, filed on Dec. 29, 2006, now Pat. No. Des. 551,053, which is a continuation of application No. 29/234,782, filed on Jul. 22, 2005, now Pat. No. Des. 541,616.

(51) **LOC (8) Cl.** **08-05**

(52) **U.S. Cl.** **D8/107**

(58) **Field of Classification Search** D8/45,
D8/14, 107, 21, 27, 47, 82-87, 99-101, DIG. 7;
D7/393, 395, 688, 693; 15/235.3, 236.01;
16/DIG. 12, DIG. 18, DIG. 19, 110.1, 421,
16/422, 430, 431, 435; 81/177.1, 436-439,
81/489-492, 60-62, 63.1; 192/43.2

See application file for complete search history.

(56) **References Cited**

U.S. PATENT DOCUMENTS

D157,904 S 3/1950 Reusch
D206,517 S 12/1966 Han
3,971,094 A 7/1976 Solf et al.
D282,716 S 2/1986 Heinis et al.
4,719,660 A 1/1988 Hopkins
4,770,712 A * 9/1988 Hopkins 134/6
D319,379 S 8/1991 Cummings et al.
5,390,572 A 2/1995 Gakhar et al.
D367,344 S * 2/1996 Kruse D32/49
5,615,445 A 4/1997 Kelsay et al.
D389,720 S 1/1998 Warner et al.

(Continued)

Primary Examiner—Clare E Heflin

Assistant Examiner—Barbara Fox

(74) *Attorney, Agent, or Firm*—Greer, Burns & Crain, Ltd.;
David F. Janci, Esq.; Pradip Sahu, Esq.

(57) **CLAIM**

The ornamental design for a contoured handle for taping knife, as shown and described.

DESCRIPTION

FIG. 1 is a front view of a contoured handle for taping knife showing our new design, the rear view being identical;

FIG. 2 is a left side view of the handle of FIG. 1, the right side being identical;

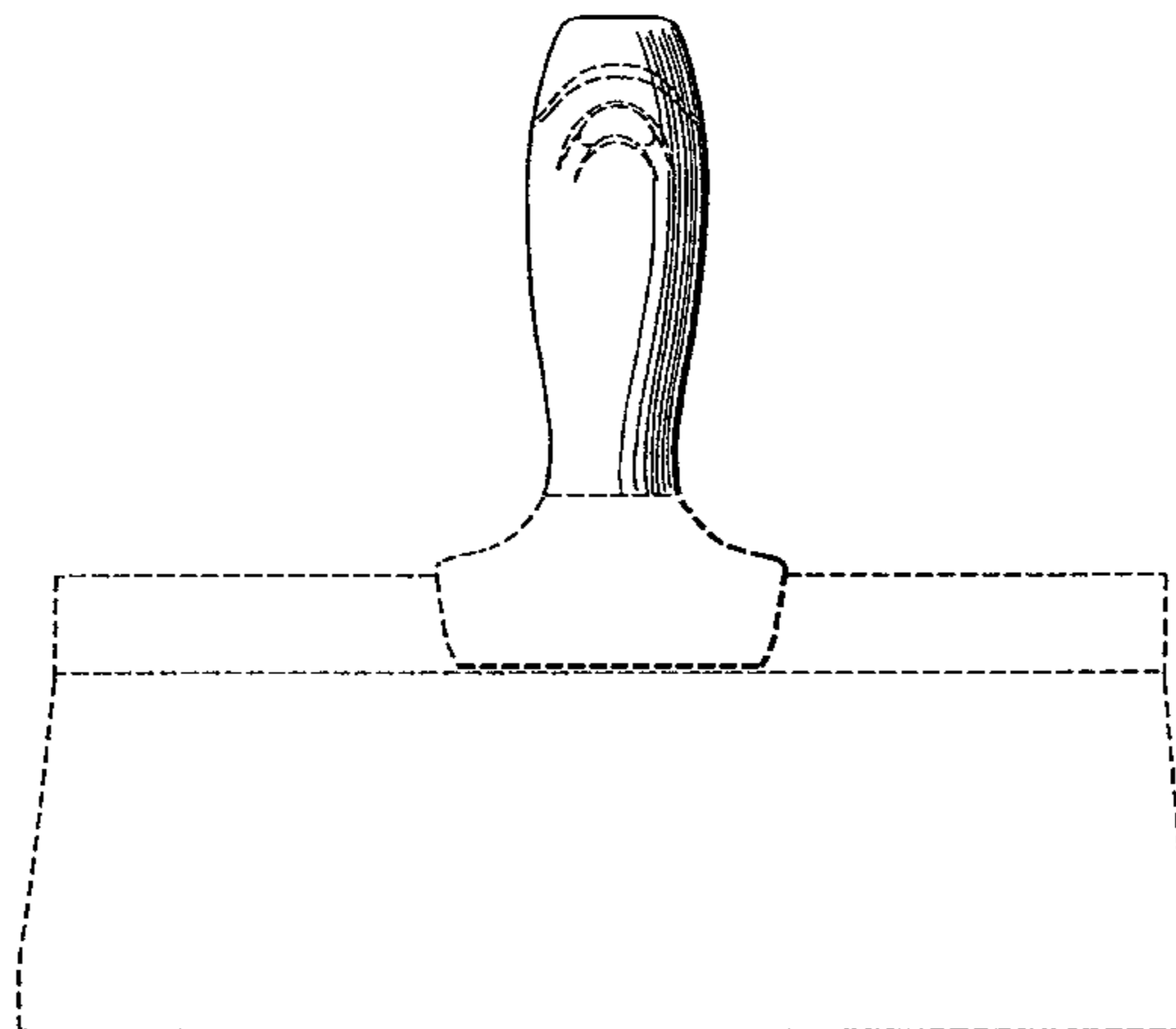
FIG. 3 is a top view of the handle of FIG. 1;

FIG. 4 is a bottom view of same; and,

FIG. 5 is a top perspective view of the handle of FIG. 1.

The subject matter depicted in broken lines is not intended to be part of the claimed invention and is shown only for environment purposes.

1 Claim, 4 Drawing Sheets



US D565,383 S

Page 2

U.S. PATENT DOCUMENTS

6,647,629 B2	11/2003	Farland	D532,278 S	11/2006	Shih	
D482,874 S	12/2003	Dotterman	D534,411 S	1/2007	Kuo	
D483,244 S	12/2003	Chen	D534,725 S	1/2007	Vu	
D483,638 S	12/2003	Jimenez	D534,781 S	1/2007	Chen	
D484,021 S	12/2003	Mariol	D536,233 S	2/2007	Lin	
6,668,751 B1	12/2003	Henke	D537,590 S	2/2007	Hay	
D486,046 S	2/2004	Norton	D538,625 S	3/2007	Chen	
D487,219 S	3/2004	Chudy et al.	D538,626 S	3/2007	Hsieh-Yeh	
D487,387 S	3/2004	Chen	D542,036 S *	5/2007	Rhoades et al.	D4/120
6,742,215 B2	6/2004	Panfili et al.	D547,513 S *	7/2007	Peroni et al.	D32/46
D494,830 S	8/2004	Konen	7,246,414 B2 *	7/2007	Wu	16/430
D495,227 S	8/2004	Hung	D553,923 S *	10/2007	Ross	D8/14
D498,124 S	11/2004	Mitchell	2003/0084545 A1	5/2003	Cheng	
D500,600 S	1/2005	Hay et al.	2007/0017052 A1	1/2007	Bruno et al.	
D532,277 S	11/2006	Shih	2007/0143968 A1 *	6/2007	Tseng	16/430

* cited by examiner

FIG. 1

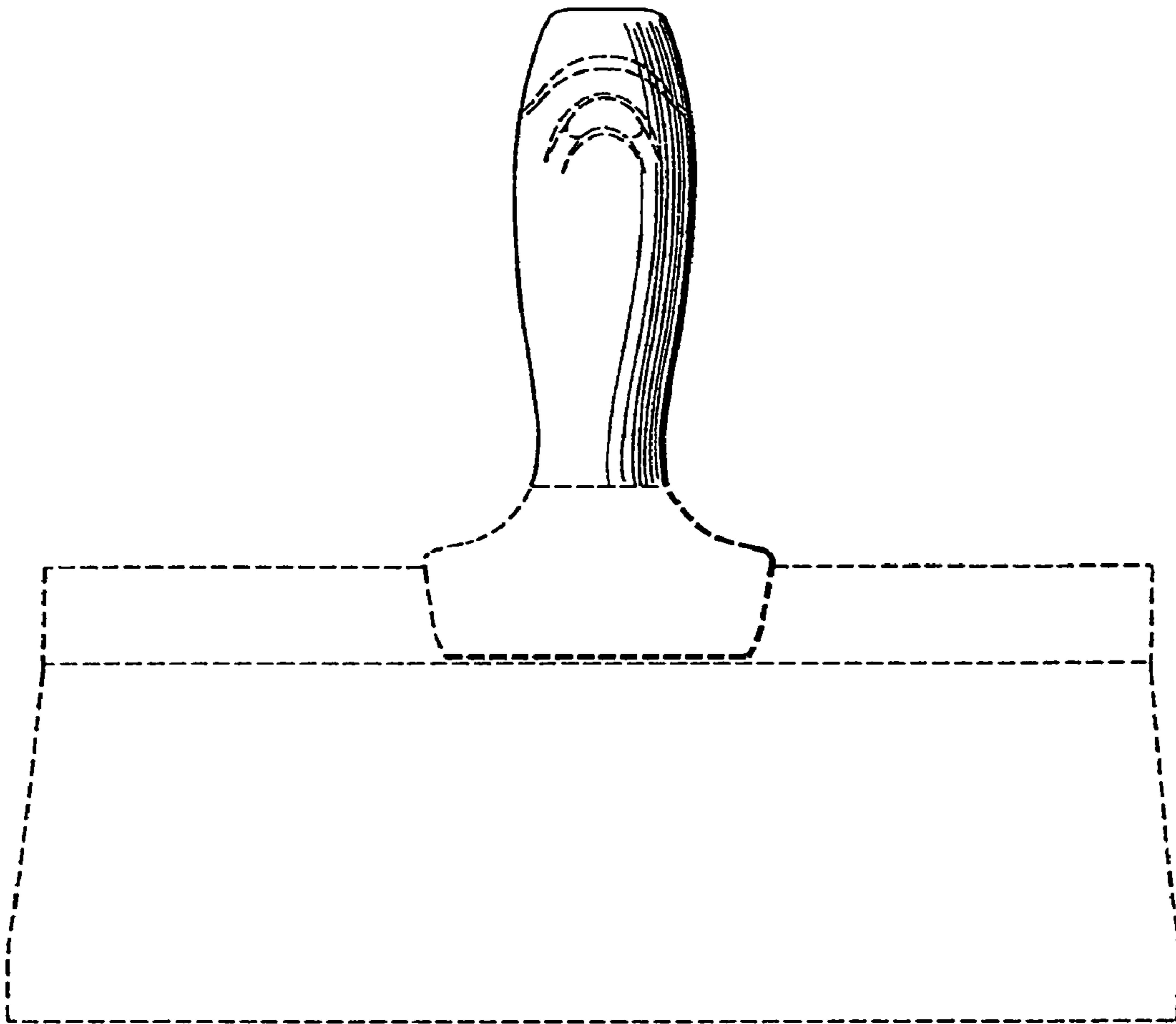



FIG.2



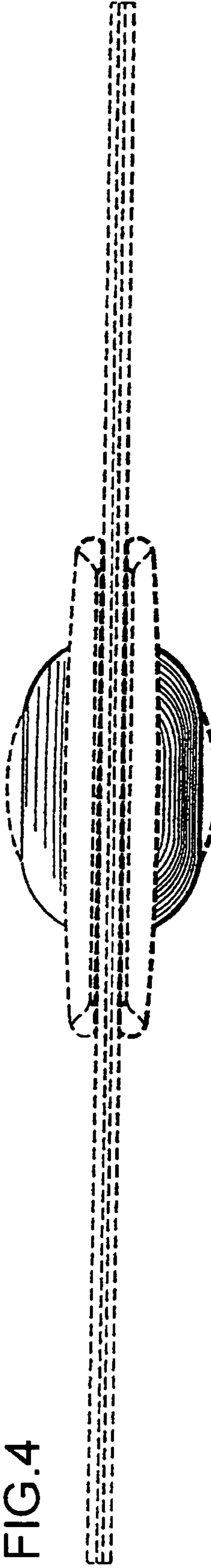
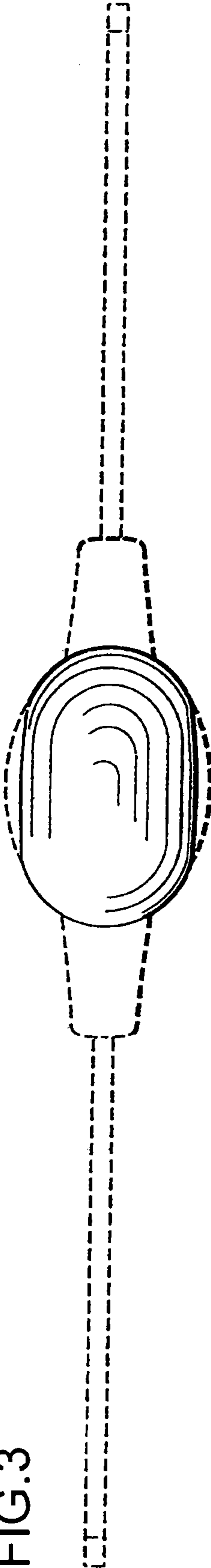


FIG.5

