



US00D565375S

(12) **United States Design Patent** (10) **Patent No.:** **US D565,375 S**
Shi (45) **Date of Patent:** **** Apr. 1, 2008**

(54) **IMPACT DRIVER**

2003/0165366 A1* 9/2003 Bannage et al. 408/241 R

(75) Inventor: **Windy Shi**, Suzhou (CN)

FOREIGN PATENT DOCUMENTS

(73) Assignee: **Black & Decker Inc.**, Newark, DE (US)

GB	1015014 S	*	5/1983
GB	2106271 S	*	11/2001
JP	1158194		9/2002
JP	1168280		1/2003
JP	1203321		3/2004
JP	1203959		3/2004
JP	1203960		3/2004
JP	1255285		9/2005
JP	1266840		2/2006
JP	1269443		3/2006
JP	1271067		3/2006
JP	1271068		3/2006
JP	1271566		3/2006

(**) Term: **14 Years**

(21) Appl. No.: **29/284,091**

(22) Filed: **Aug. 30, 2007**

(30) **Foreign Application Priority Data**

May 3, 2007 (EM) 000682067

(51) **LOC (8) Cl.** **08-05**

(52) **U.S. Cl.** **D8/68**

(58) **Field of Classification Search** D8/14.1, D8/61-70; 81/57.11, 429, 454-456, 469, 81/489; 173/13, 104, 114, 168-171, 178, 173/201, 211, 213, 217; 408/20, 124, 125, 408/234, 241 R; 451/358; 310/50; 227/8, 227/113, 114, 120, 130, 136, 142
See application file for complete search history.

* cited by examiner

Primary Examiner—T. Chase Nelson

(74) *Attorney, Agent, or Firm*—Bruce S. Shapiro; John Yun; Wesley W. Muller

(57) **CLAIM**

The ornamental design for an impact driver shown, and described.

(56) **References Cited**

DESCRIPTION

U.S. PATENT DOCUMENTS

D436,510 S	*	1/2001	Bazayev et al.	D8/68
6,883,621 B1	*	4/2005	Lin	173/217
D505,055 S	*	5/2005	Nagasaka et al.	D8/68
D532,667 S	*	11/2006	Tsai et al.	D8/68
D534,048 S	*	12/2006	Tsai et al.	D8/68
D534,779 S	*	1/2007	Tsai et al.	D8/68
D535,860 S	*	1/2007	Cooper	D8/68
D536,943 S	*	2/2007	Tsai et al.	D8/68
D536,944 S	*	2/2007	Tsai et al.	D8/68
D547,154 S	*	7/2007	Lee	D8/68

FIG. 1 is a left/front perspective view of an impact driver.

FIG. 2 is a left side view thereof.

FIG. 3 is a right side view thereof.

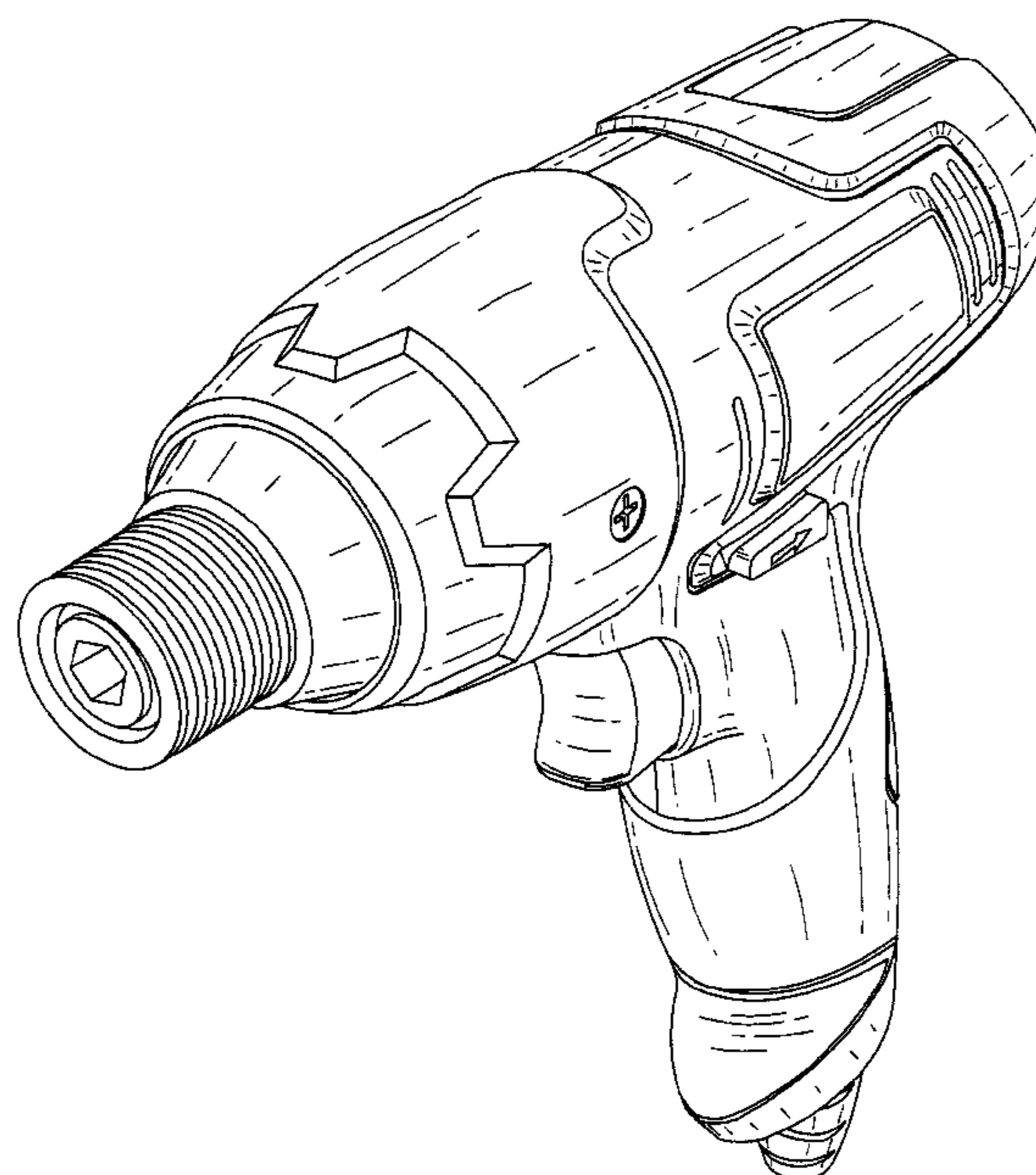
FIG. 4 is a front view thereof.

FIG. 5 is a rear view thereof.

FIG. 6 is a top view thereof; and,

FIG. 7 is a bottom view thereof.

1 Claim, 5 Drawing Sheets






FIG.1

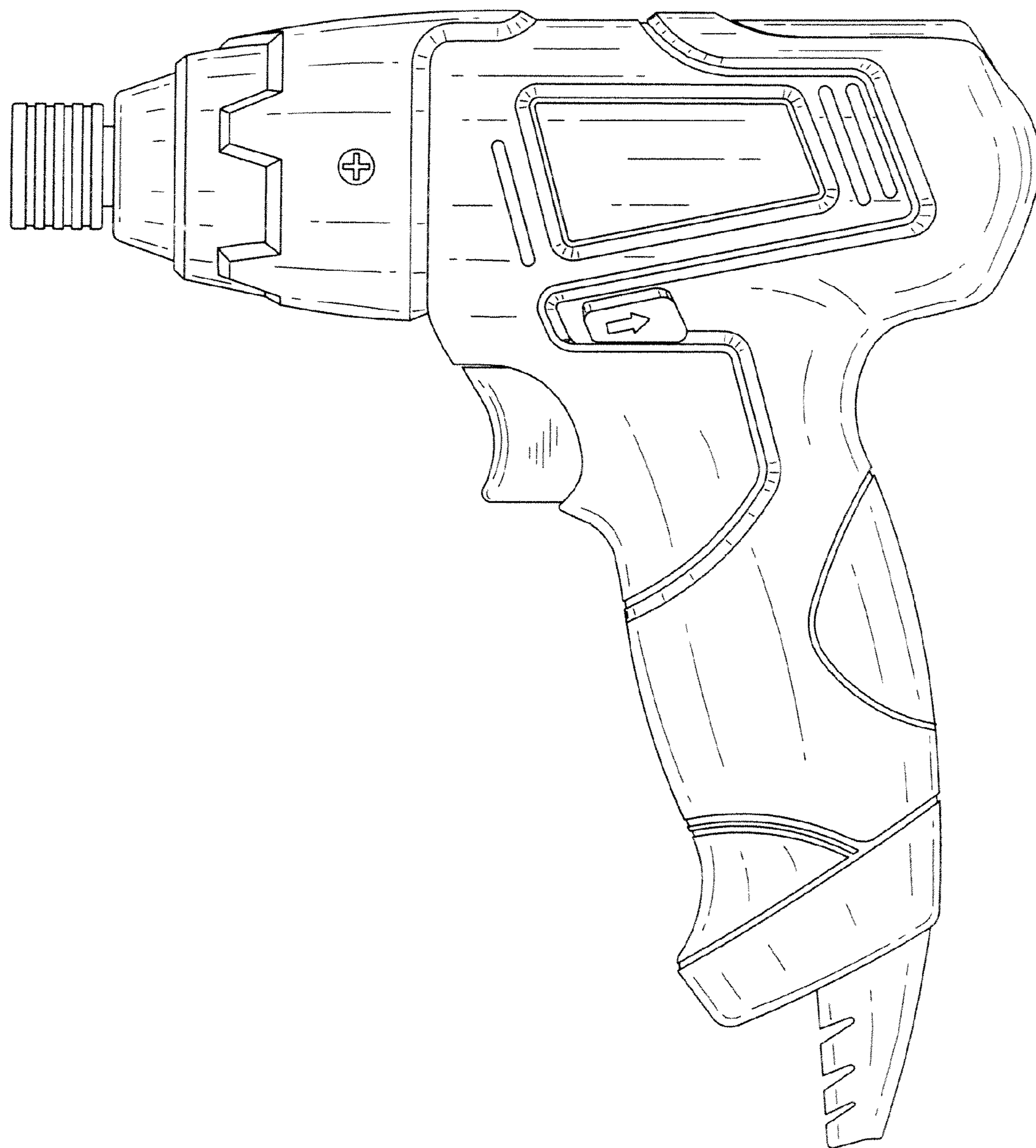


FIG.2

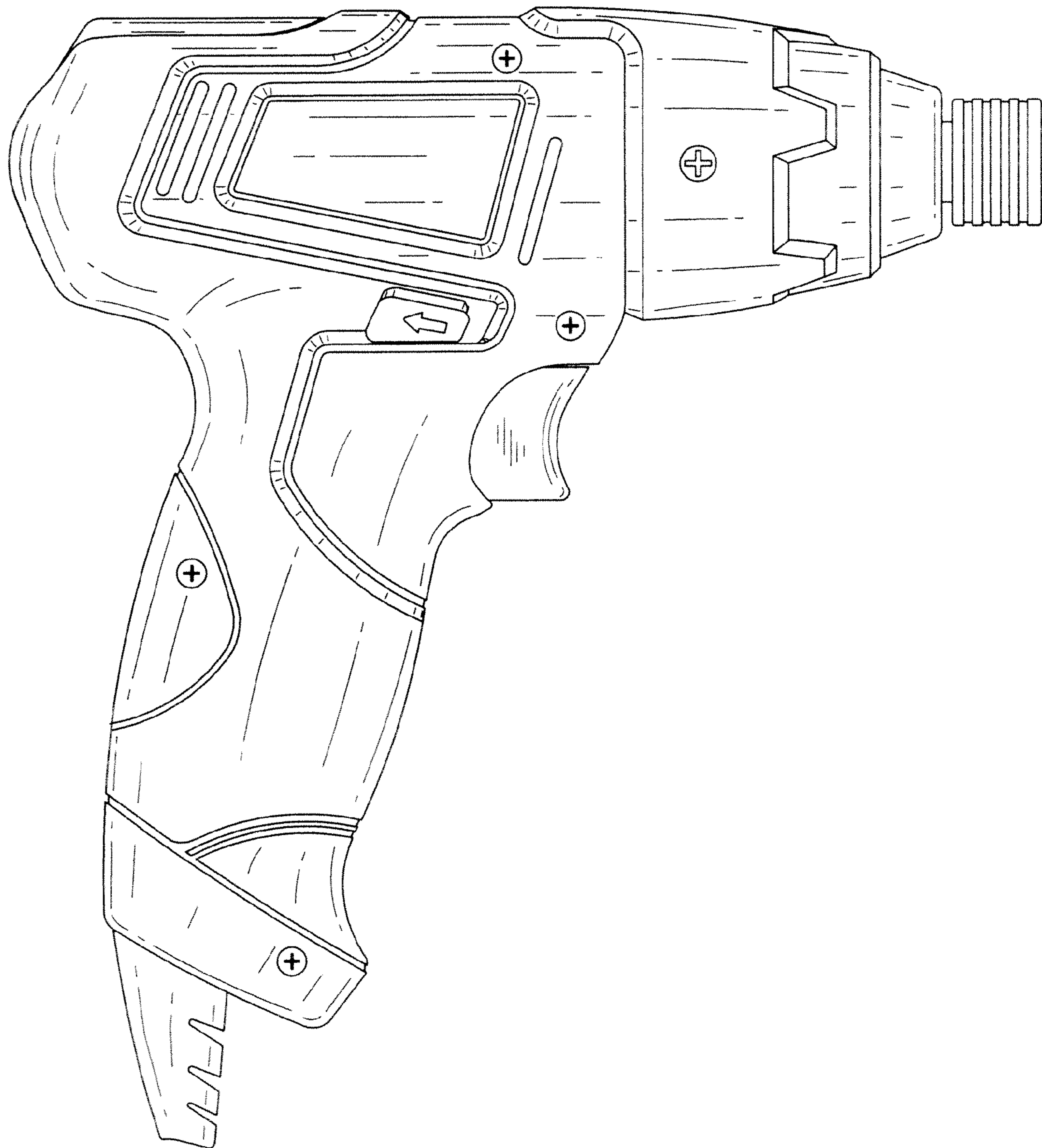


FIG.3

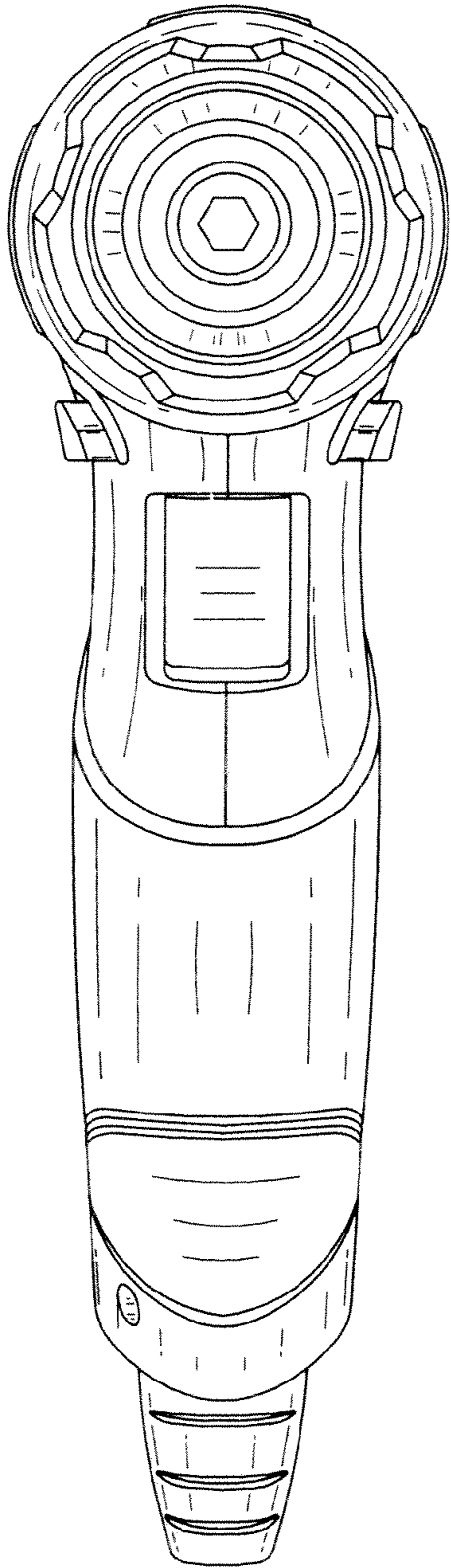


FIG. 4

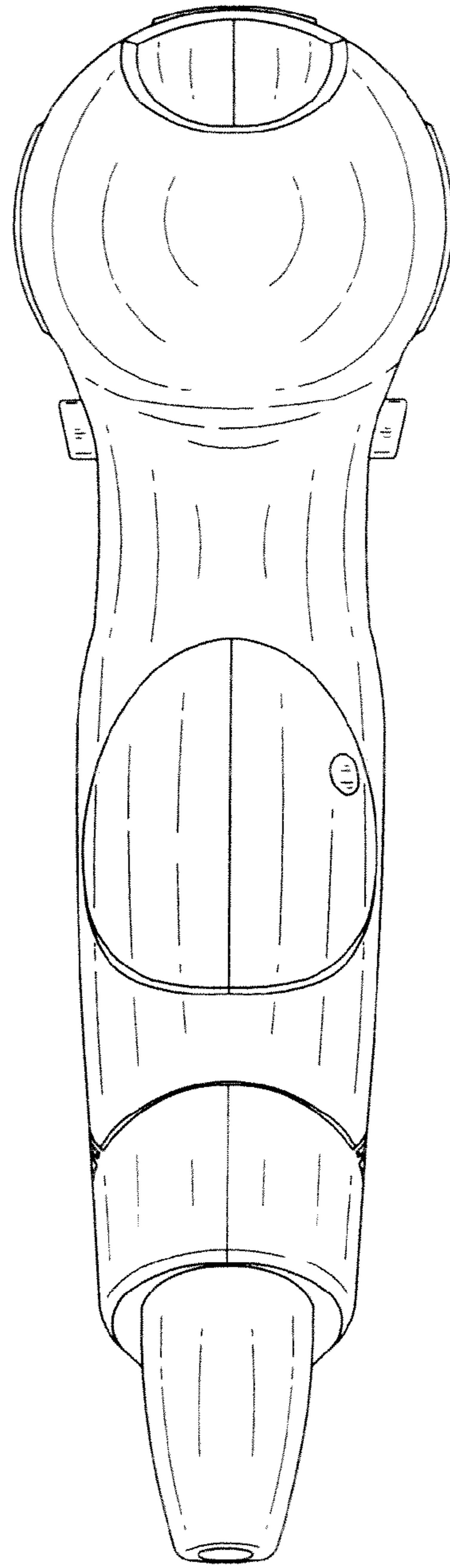


FIG. 5

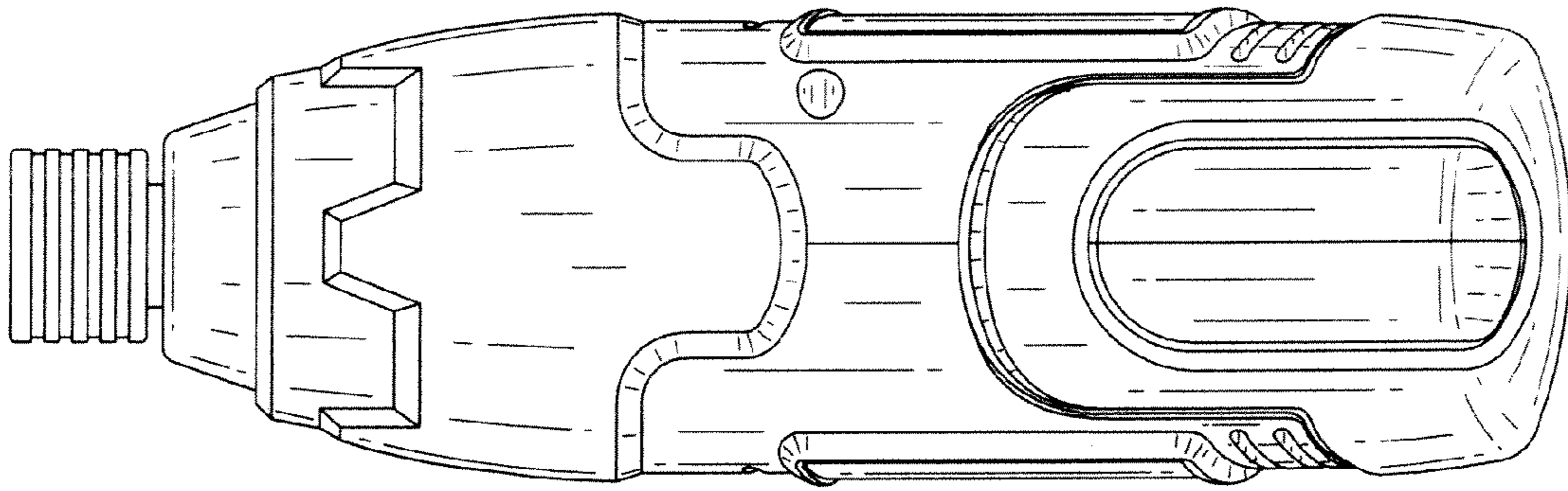


FIG. 6

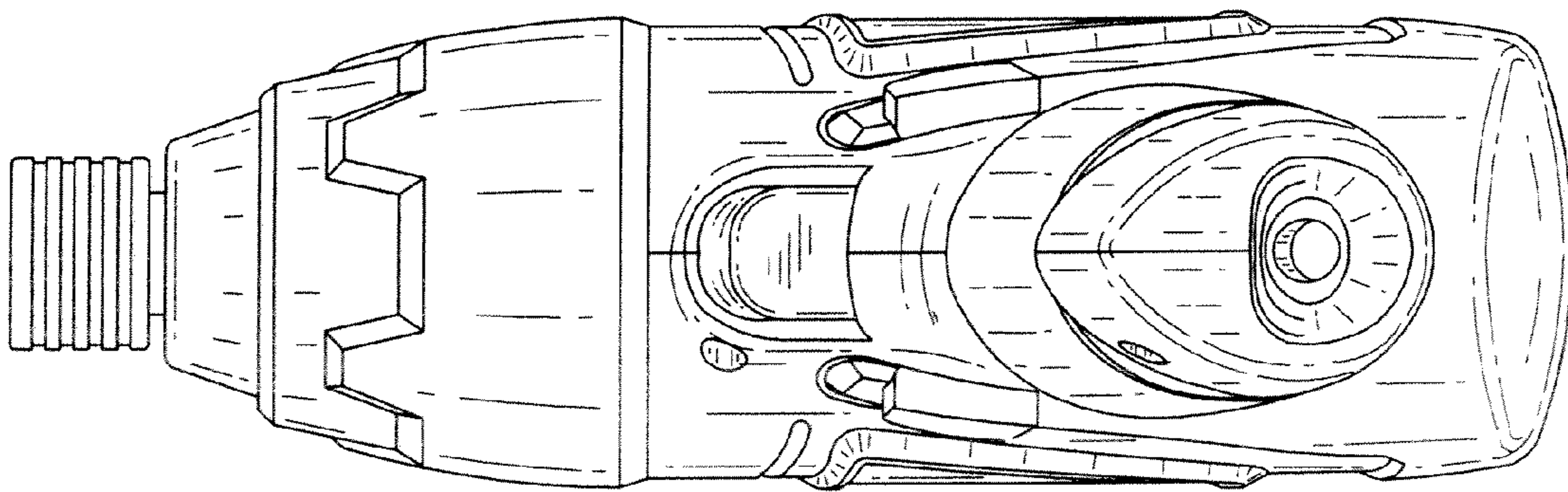


FIG. 7