



US00D565368S

(12) **United States Design Patent**
Brooke

(10) **Patent No.:** **US D565,368 S**

(45) **Date of Patent:** **** Apr. 1, 2008**

(54) **TOOL FOR CARRYING SHEET MATERIAL**

(76) Inventor: **William B. Brooke**, 10529 Oak Dr.,
Grass Valley, CA (US) 95459

(**) Term: **14 Years**

(21) Appl. No.: **29/262,006**

(22) Filed: **Jun. 22, 2006**

(51) **LOC (8) Cl.** **08-05**

(52) **U.S. Cl.** **D8/14**

(58) **Field of Classification Search** D8/14,
D8/51, 88, 89, 107; 294/15, 26, 27.1, 32,
294/19.1

See application file for complete search history.

(56) **References Cited**

U.S. PATENT DOCUMENTS

D217,002	S	*	3/1970	Wagner	D20/43
4,098,442	A	*	7/1978	Moore	294/141
4,135,655	A	*	1/1979	Brown	294/166
D255,317	S	*	6/1980	Slinkard	D8/14
D286,972	S	*	12/1986	Crews	D8/14
D288,276	S	*	2/1987	Harney	D8/14
D302,234	S	*	7/1989	McNamee et al.	D8/71
D317,703	S	*	6/1991	Cydrus	D8/14
D349,437	S	*	8/1994	Mock et al.	D8/14
D351,769	S	*	10/1994	Brass et al.	D8/107

5,397,158	A	*	3/1995	Brass et al.	294/15
D423,309	S	*	4/2000	Sirmans	D8/14
6,520,555	B1	*	2/2003	Hamm	294/15

* cited by examiner

Primary Examiner—Philip S. Hyder

(74) *Attorney, Agent, or Firm*—R. Michael West

(57) **CLAIM**

The ornamental design for a tool for carrying sheet material, as shown and described.

DESCRIPTION

FIG. 1 is a perspective view of a tool for carrying sheet material, showing my new design;

FIG. 2 is a rear elevational view, thereof;

FIG. 3 is a top plan view, thereof;

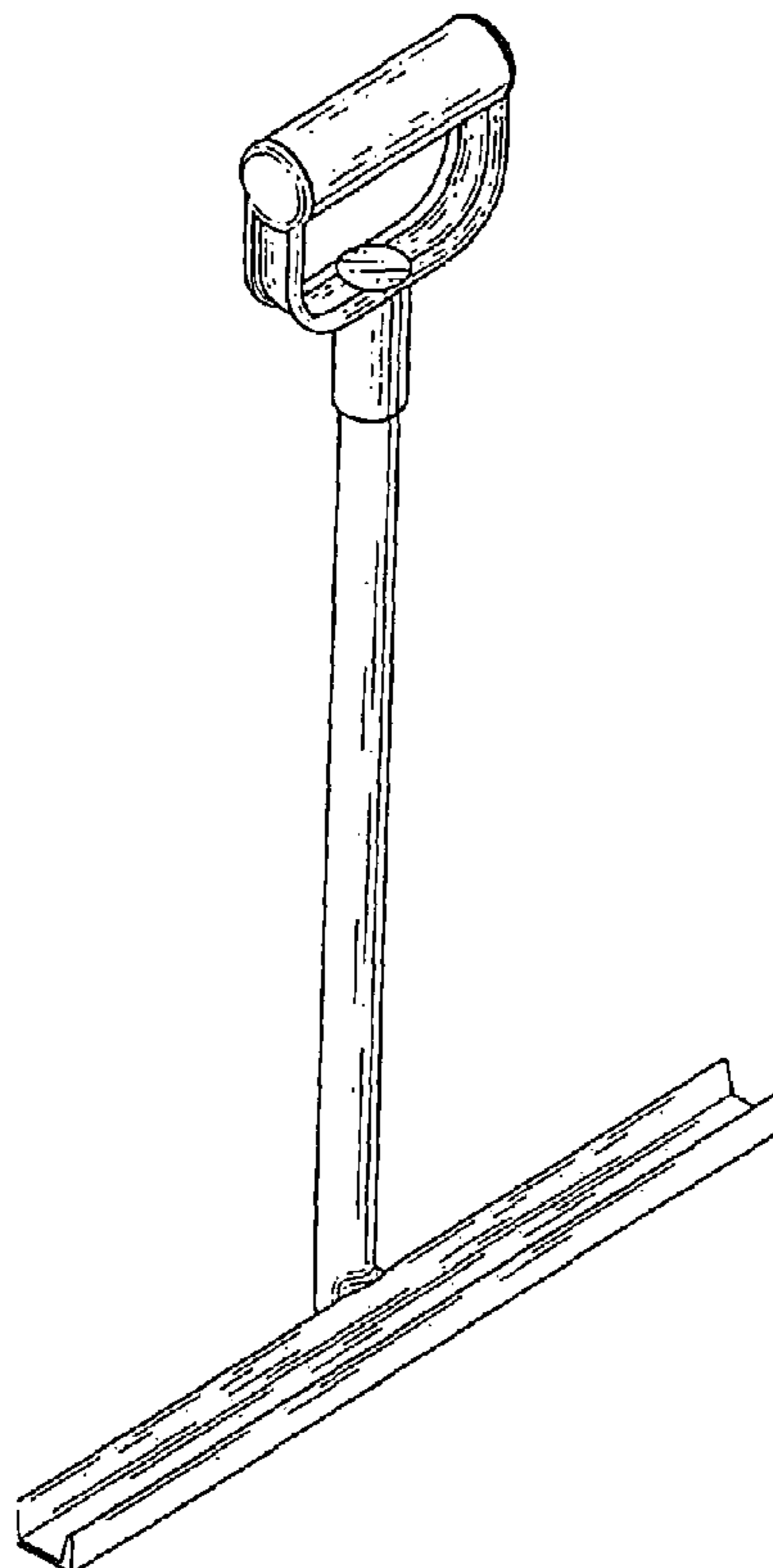
FIG. 4 is a bottom plan view, thereof;

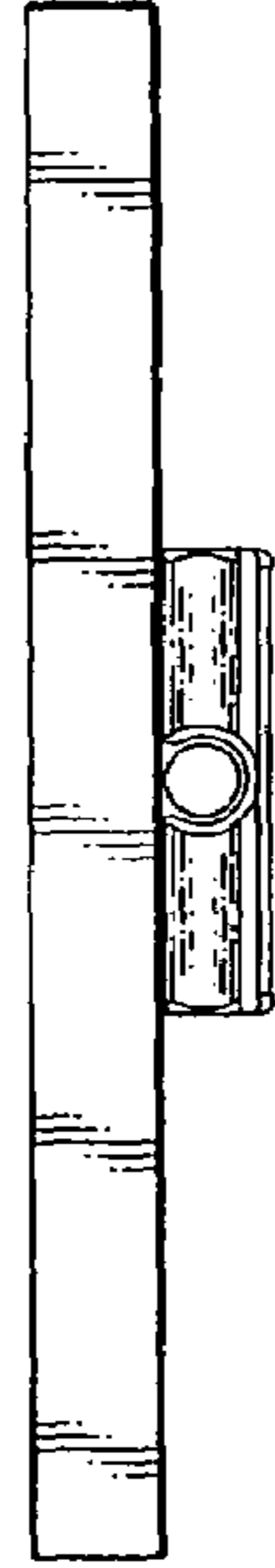

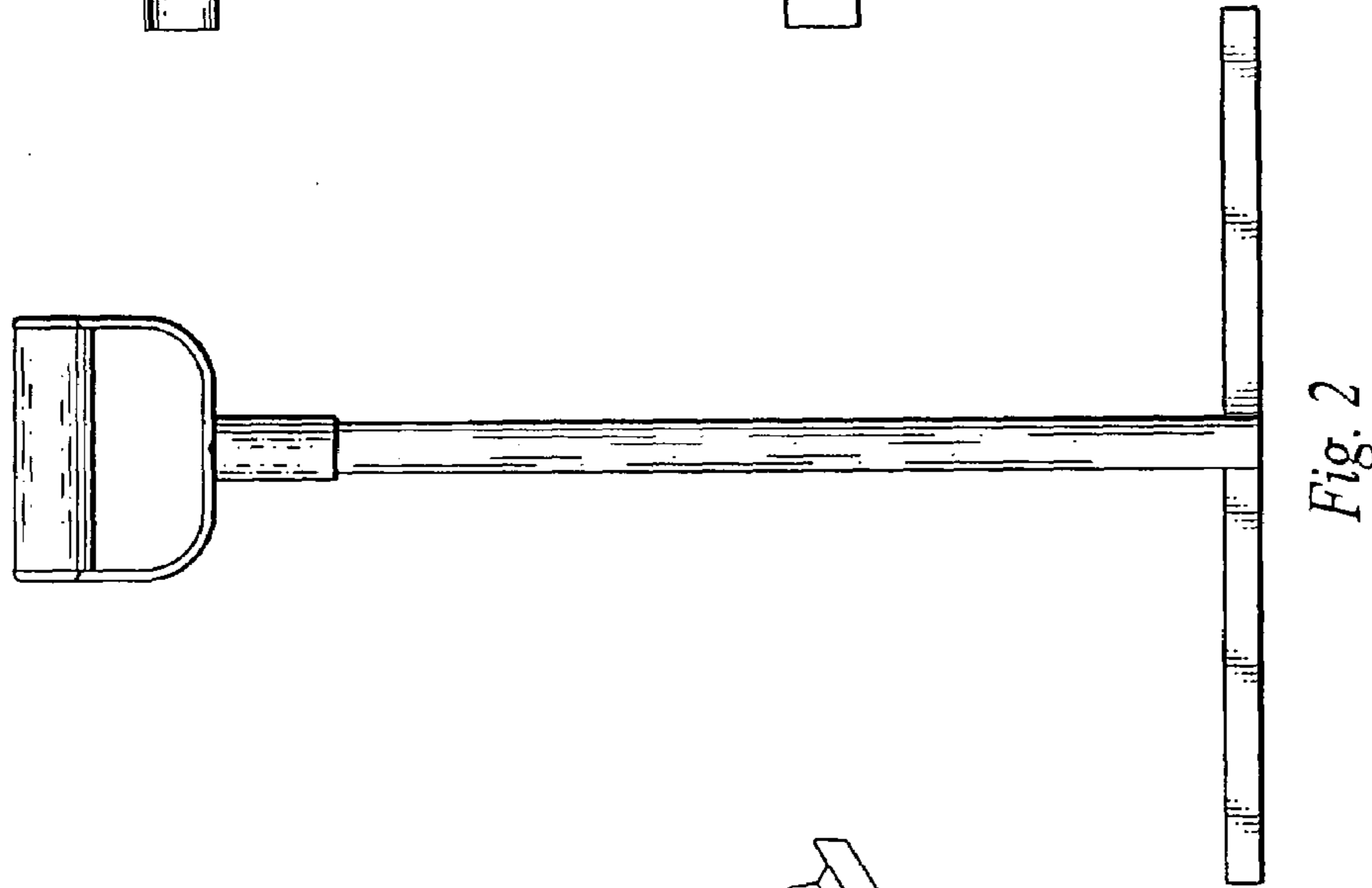
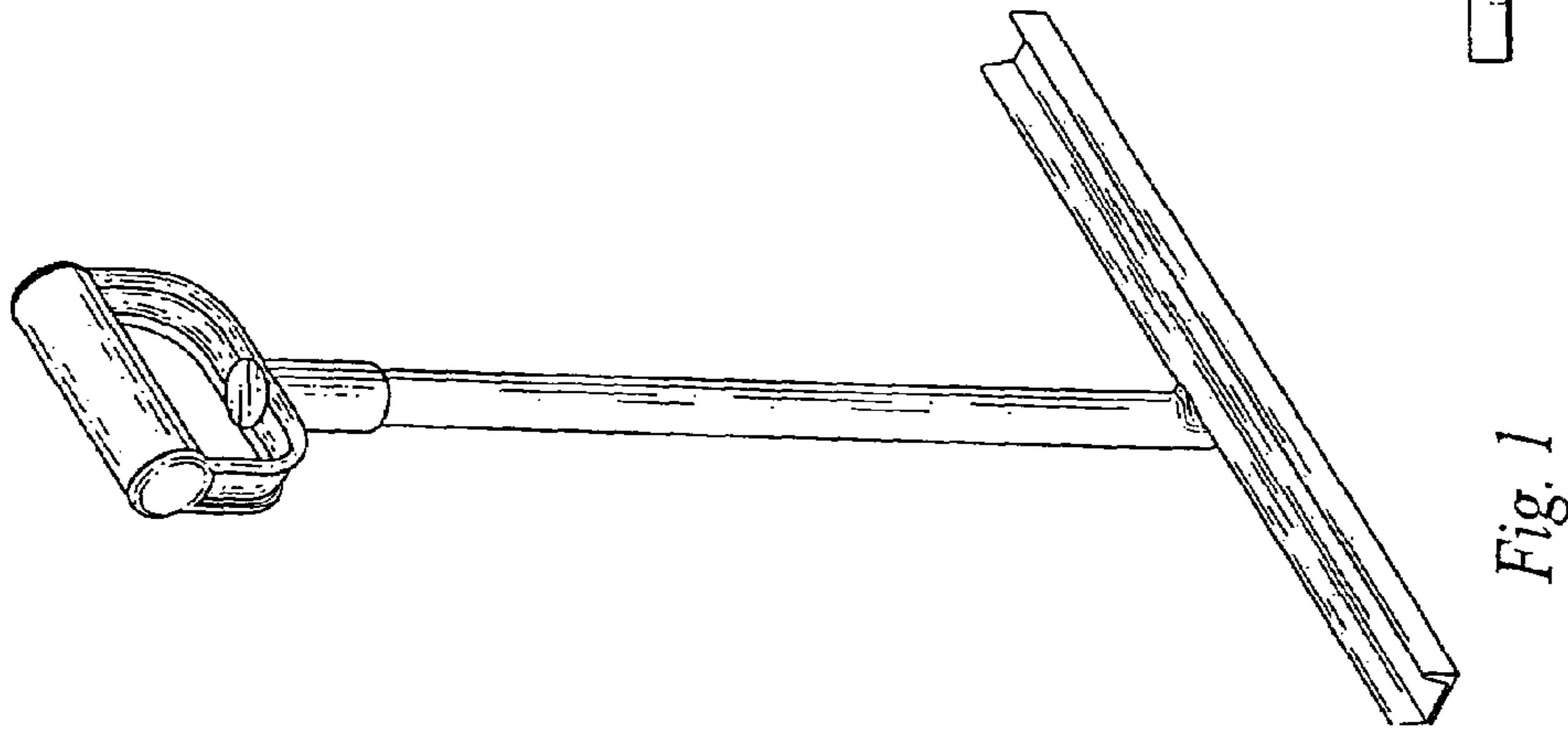
FIG. 5 is a front elevational view, thereof; and,

FIG. 6 is an elevational view of one side, the opposite side elevational view being a mirror image, thereof; and,

FIG. 7 is a perspective view of the embodiment shown in FIGS. 1–6, the broken line representation of the sheet material and the person being included solely for illustrative purposes, forming no part of the claimed design.

1 Claim, 3 Drawing Sheets








Fig. 6

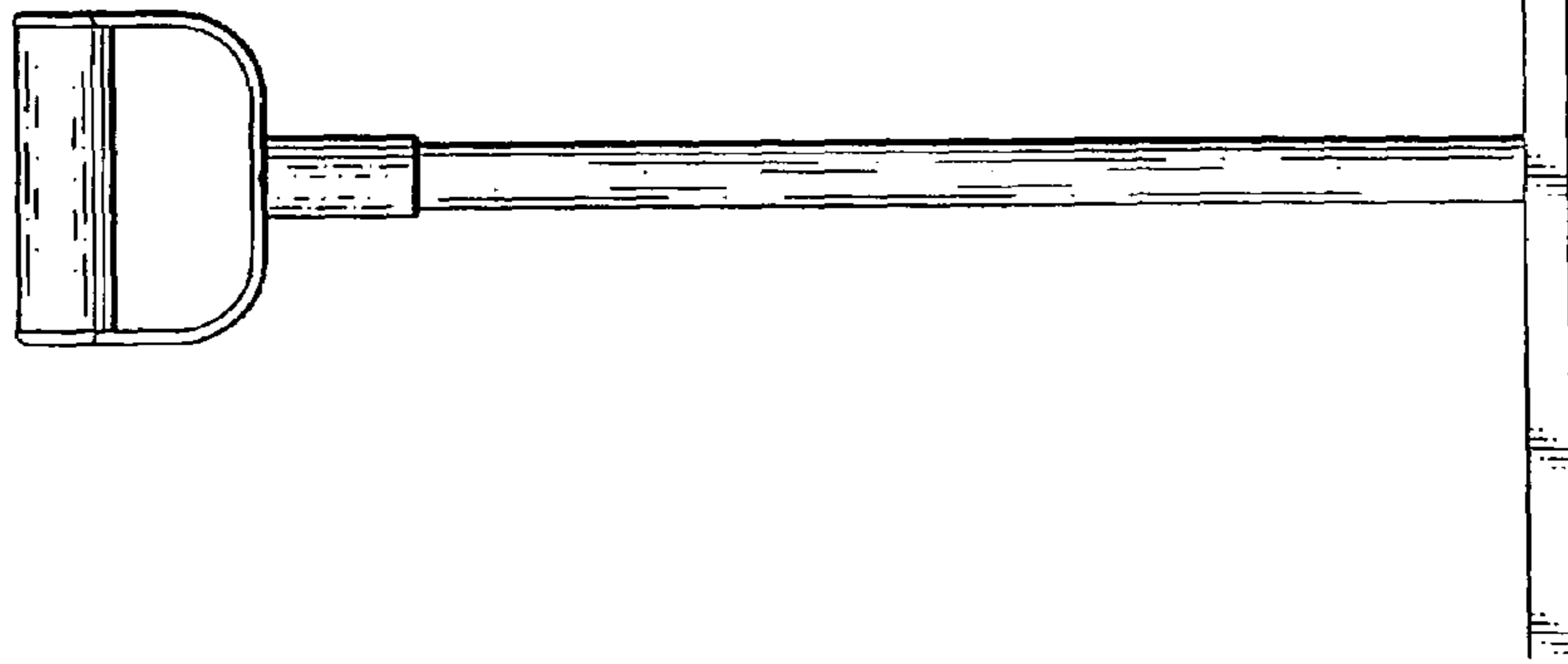


Fig. 5




Fig. 7