



US00D565361S

(12) **United States Design Patent**
Shane-Schuldt

(10) **Patent No.:** **US D565,361 S**

(45) **Date of Patent:** **** Apr. 1, 2008**

(54) **SPOON**

(75) Inventor: **Diane Shane-Schuldt**, Sherrill, NY
(US)

(73) Assignee: **Oneida, Ltd.**, Oneida, NY (US)

(**) Term: **14 Years**

(21) Appl. No.: **29/292,291**

(22) Filed: **Oct. 5, 2007**

(51) **LOC (8) Cl.** **07-03**

(52) **U.S. Cl.** **D7/653**

(58) **Field of Classification Search** D7/368,
D7/395, 401.2, 642-664, 688-692, 669, 675,
D7/676, 683; 30/137, 141, 142, 340, 147-150,
30/322-329, 342-345; 416/70 R
See application file for complete search history.

(56) **References Cited**

U.S. PATENT DOCUMENTS

D101,860 S *	11/1936	Ebeling	D7/653
2,853,779 A *	9/1958	Lordo	30/324
D201,301 S *	6/1965	Erenhouse	D7/653
D275,066 S *	8/1984	Laslo	D7/653
D284,442 S *	7/1986	Chan	D7/645

D323,957 S *	2/1992	Bouilhet	D7/653
D333,946 S *	3/1993	Richmond	D7/653
D431,424 S *	10/2000	Junko	D7/653
D531,853 S *	11/2006	Zemel	D7/395

* cited by examiner

Primary Examiner—Caron D. Veynar

Assistant Examiner—Ricky Pham

(74) *Attorney, Agent, or Firm*—Marjama Muldoon Blasiak
& Sullivan LLP

(57) **CLAIM**

The ornamental design for a spoon, as shown and described.

DESCRIPTION

FIG. 1 is a top plan view of a spoon, illustrating my new design;

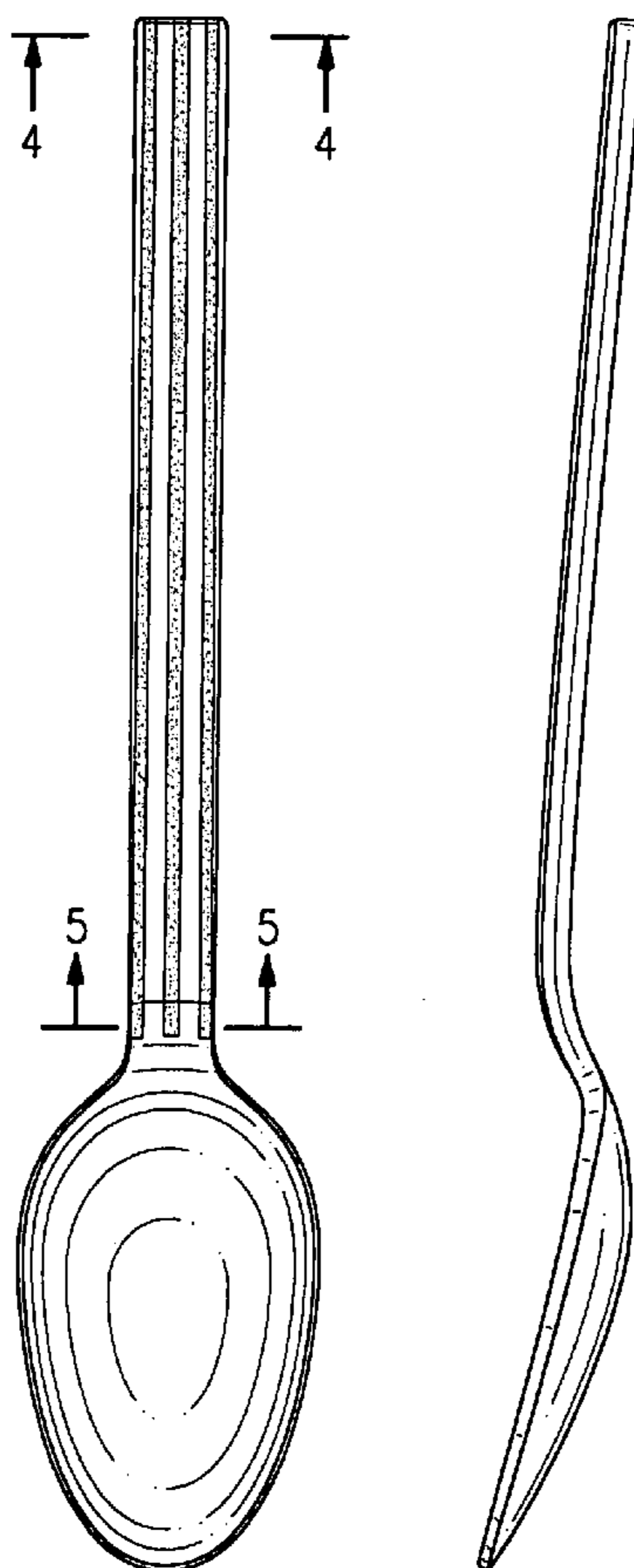
FIG. 2 is a right side view thereof, the left side view being a mirror image;

FIG. 3 is a bottom view thereof;

FIG. 4 is a cross-sectional view taken through line 4—4 of FIG. 1; and,

FIG. 5 is a cross-sectional view taken through line 5—5 of FIG. 1.

1 Claim, 1 Drawing Sheet



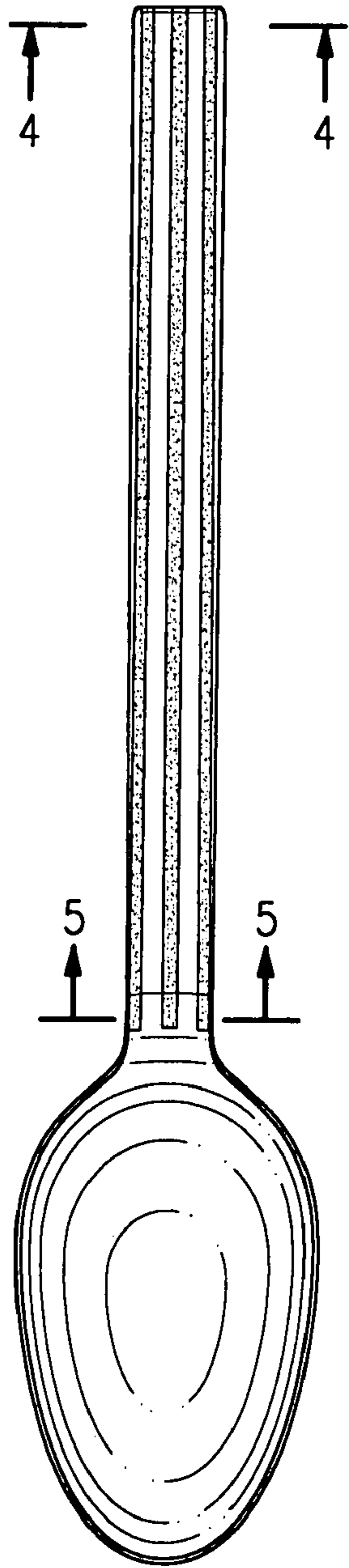


FIG. 1

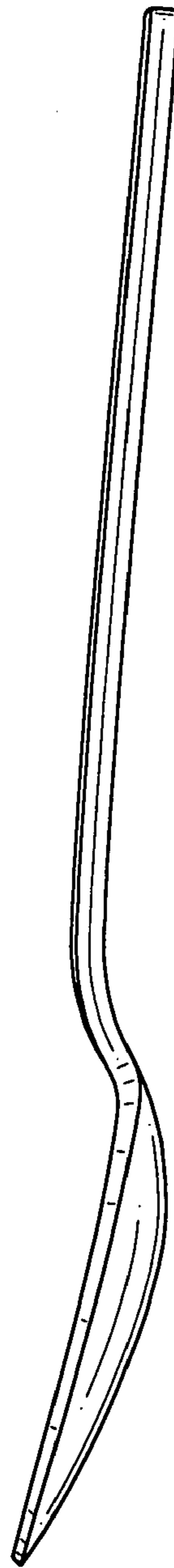


FIG. 2

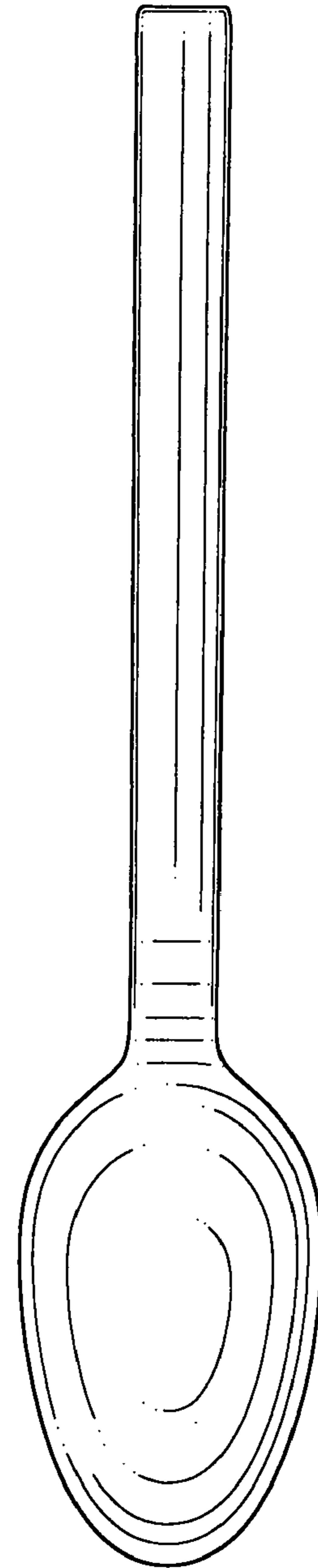


FIG. 3



FIG. 4



FIG. 5