



US00D565347S

(12) **United States Design Patent**  
**Rae**

(10) **Patent No.:** **US D565,347 S**

(45) **Date of Patent:** **\*\* Apr. 1, 2008**

(54) **COOKWARE SIDE HANDLE**

(75) Inventor: **Robert A. Rae**, Danville, CA (US)

(73) Assignee: **Meyer Intellectual Properties Limited**  
(VG)

(\*\*) Term: **14 Years**

(21) Appl. No.: **29/249,570**

(22) Filed: **Oct. 12, 2006**

(51) **LOC (8) Cl.** ..... **07-02**

(52) **U.S. Cl.** ..... **D7/395**

(58) **Field of Classification Search** ..... D7/354-357,  
D7/359-361, 393, 395; D8/107, 307, 300;  
16/430, 431, 110.1, 407; 220/573.1-573.5,  
220/752, 753, 755-757, 759

See application file for complete search history.

(56) **References Cited**

**U.S. PATENT DOCUMENTS**

D407,600 S *	4/1999	LoGiudice	.....	D7/395
D426,107 S *	6/2000	Cheng	.....	D7/393
D429,950 S *	8/2000	Yu et al.	.....	D7/395
D439,108 S *	3/2001	LoGiudice	.....	D7/395
D444,347 S *	7/2001	LoGiudice	.....	D7/395
D468,583 S *	1/2003	Kerulis	.....	D7/395

D491,016 S	6/2004	Rae	
D494,412 S *	8/2004	Prakasa	..... D7/395
D496,219 S	9/2004	Rae	
D497,771 S *	11/2004	Thomkins	..... D7/395
D503,585 S *	4/2005	Tetreault et al.	..... D7/395
D531,852 S *	11/2006	Bham	..... D7/393

\* cited by examiner

*Primary Examiner*—Holly H. Baynham

*Assistant Examiner*—Cynthia M. Chin

(74) *Attorney, Agent, or Firm*—Edward S. Sherman

(57) **CLAIM**

The ornamental design for a cookware side handle, as shown and described.

**DESCRIPTION**

FIG. 1 is a perspective view of the “cookware side handle”, showing my new design;

FIG. 2 is a top plan view thereof;

FIG. 3 is a front elevation thereof;

FIG. 4 is a right side elevational view thereof;

FIG. 5 is a bottom plan view thereof; and,

FIG. 6 is a back elevation view thereof.

**1 Claim, 1 Drawing Sheet**






FIG.1

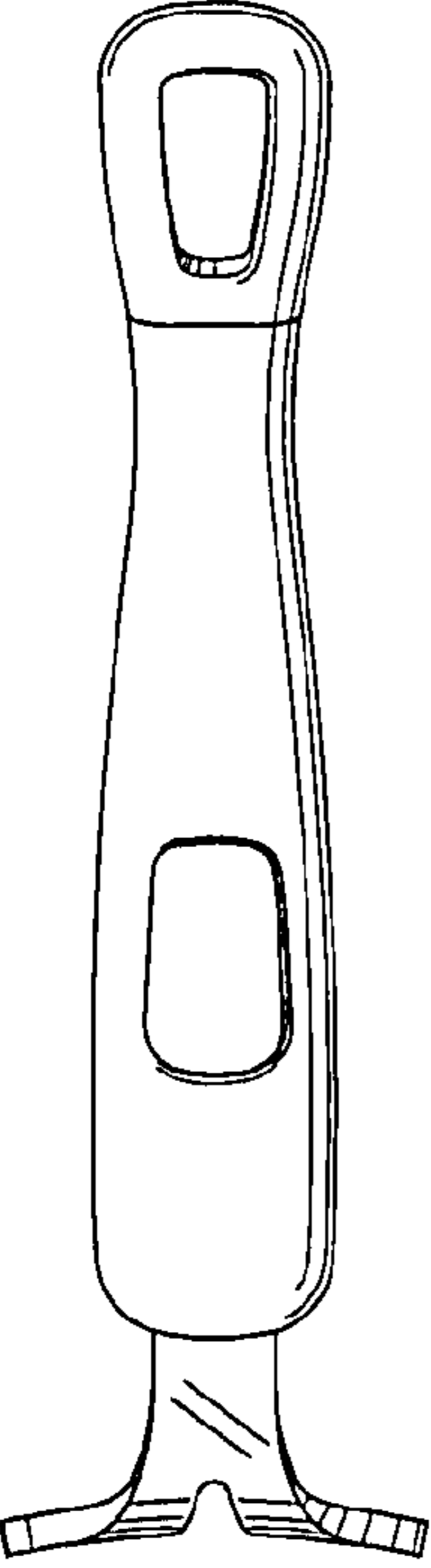


FIG.2

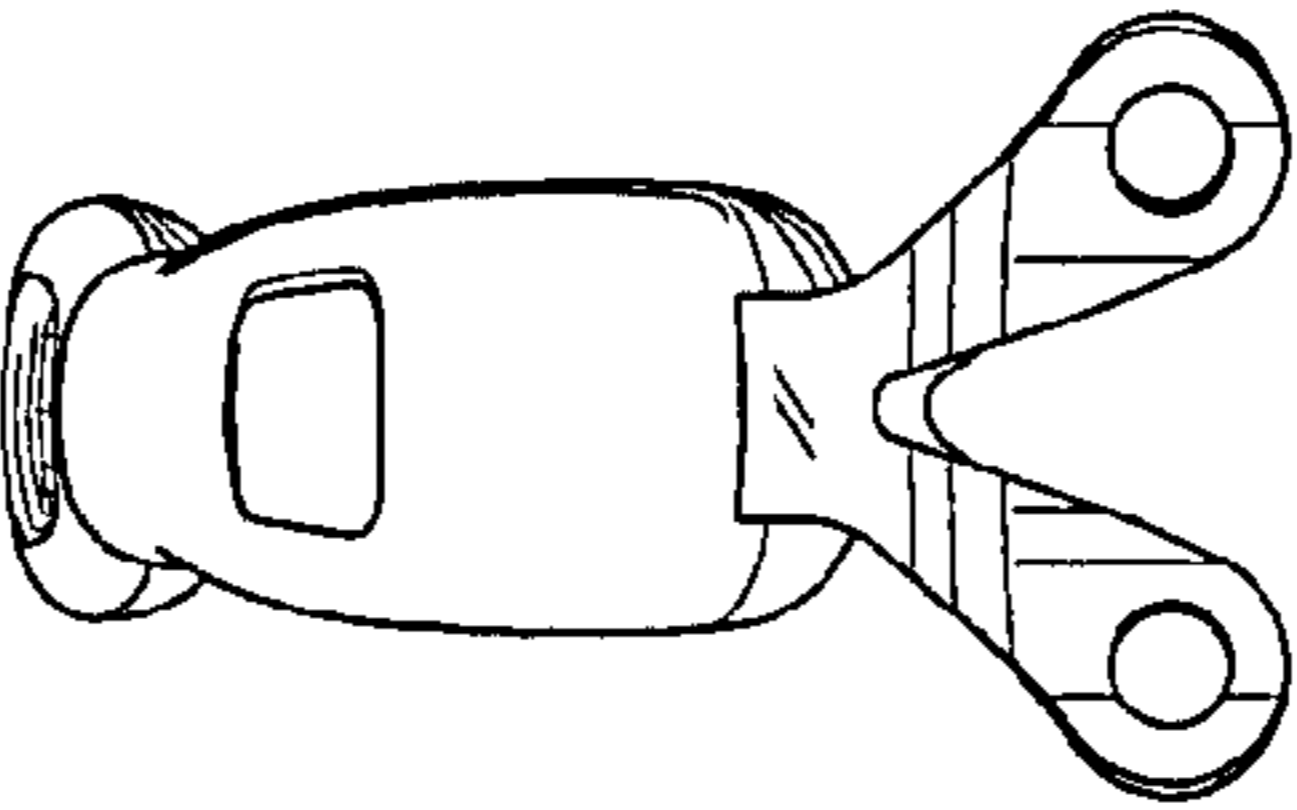


FIG.3

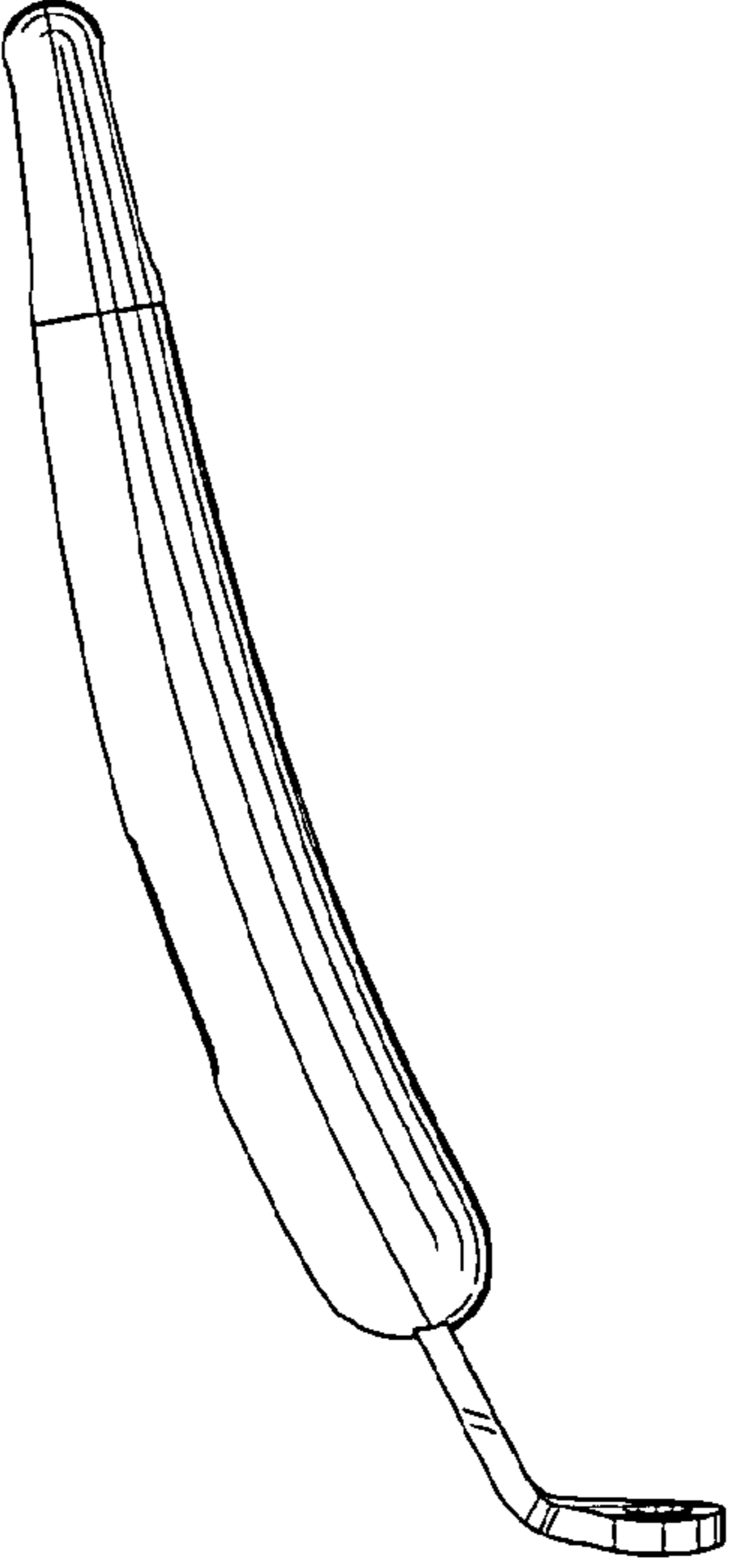


FIG.4

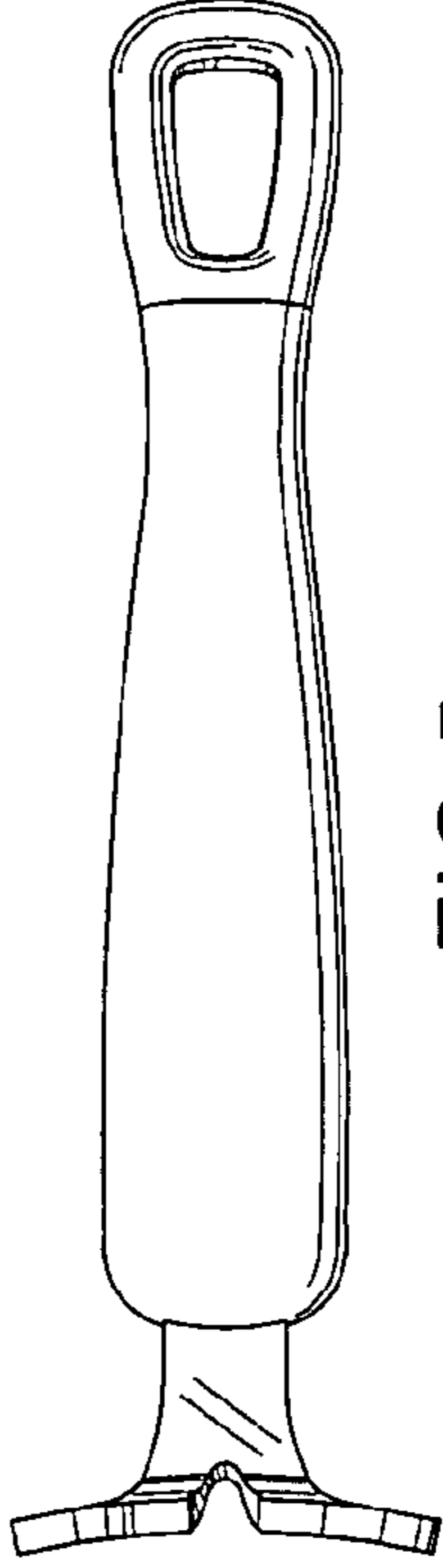


FIG.5

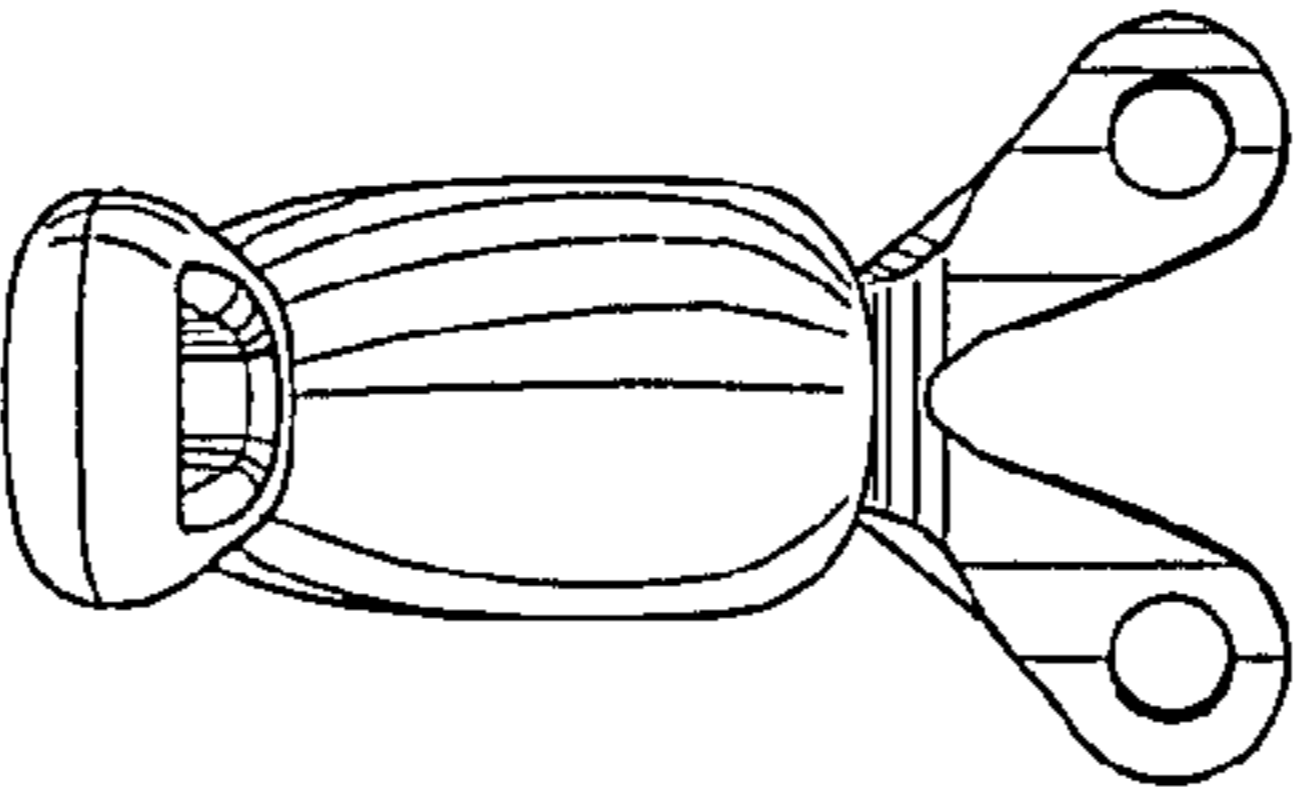


FIG.6