



US00D565336S

(12) **United States Design Patent**
Bickler et al.

(10) **Patent No.:** **US D565,336 S**

(45) **Date of Patent:** **** Apr. 1, 2008**

(54) **SOAP DISPENSER**

D437,161 S * 2/2001 Fiegl et al. D6/545
D450,506 S * 11/2001 Hoernig D6/545

(75) Inventors: **Marc Bickler**, Charlotte, NC (US);
Victor Hoernig, Lowell, IN (US);
Geraint Krumpe, Chicago, IL (US)

* cited by examiner

Primary Examiner—Brian N Vinson

(73) Assignee: **Brasstech, Inc.**, Santa Ana, CA (US)

(74) *Attorney, Agent, or Firm*—Edgar A. Zarins; Lloyd D. Doigan

(**) Term: **14 Years**

(57) **CLAIM**

(21) Appl. No.: **29/279,512**

The ornamental design for a soap dispenser, as shown and described.

(22) Filed: **May 2, 2007**

(51) **LOC (8) Cl.** **23-02**

DESCRIPTION

(52) **U.S. Cl.** **D6/545**

FIG. 1 is a front perspective view of a soap dispenser showing our design;

(58) **Field of Classification Search** D6/542–545;
222/92, 105, 173; 221/282–283

FIG. 2 is a front elevational view thereof;

See application file for complete search history.

FIG. 3 is a right side elevational view thereof;

(56) **References Cited**

FIG. 4 is a left side elevational view thereof;


U.S. PATENT DOCUMENTS

FIG. 5 is a top plan view thereof; and,

D189,521 S * 1/1961 Phillipe D6/545
D391,430 S * 3/1998 Schmidt D6/545
D399,085 S * 10/1998 Warshawsky D6/545

FIG. 6 is a bottom plan view thereof.

1 Claim, 6 Drawing Sheets






FIG. 1

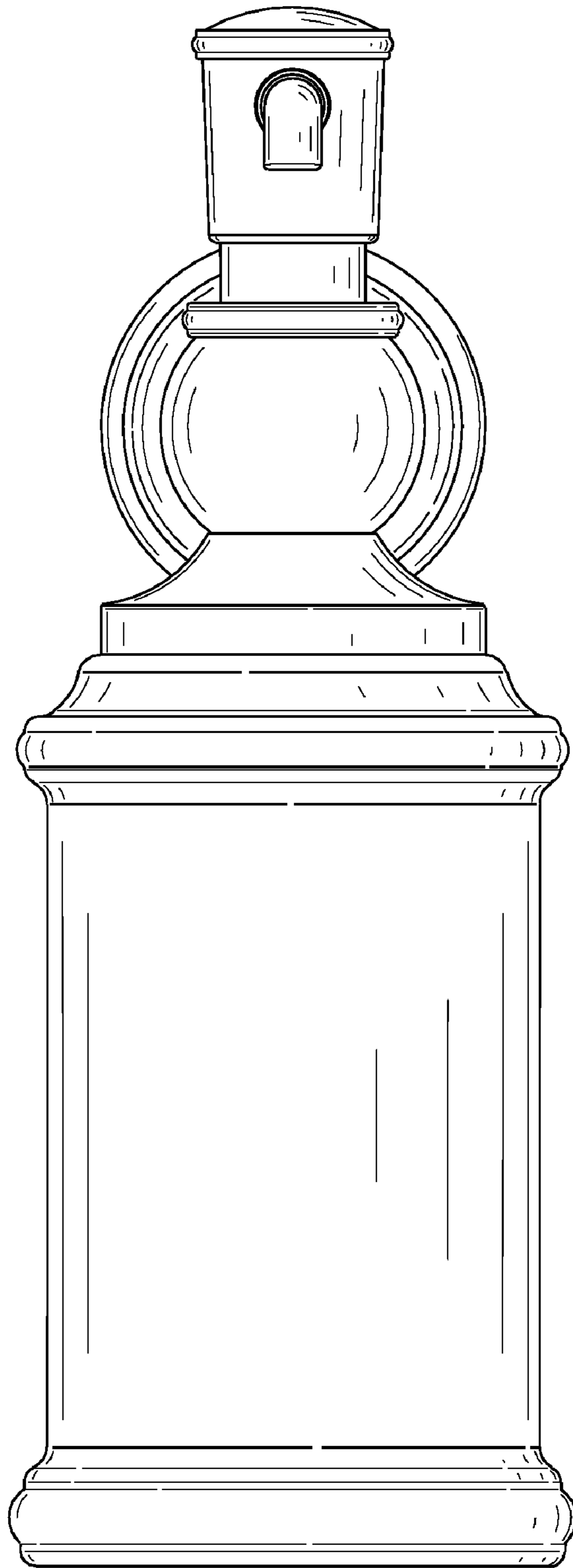


FIG. 2




FIG. 3




FIG. 4

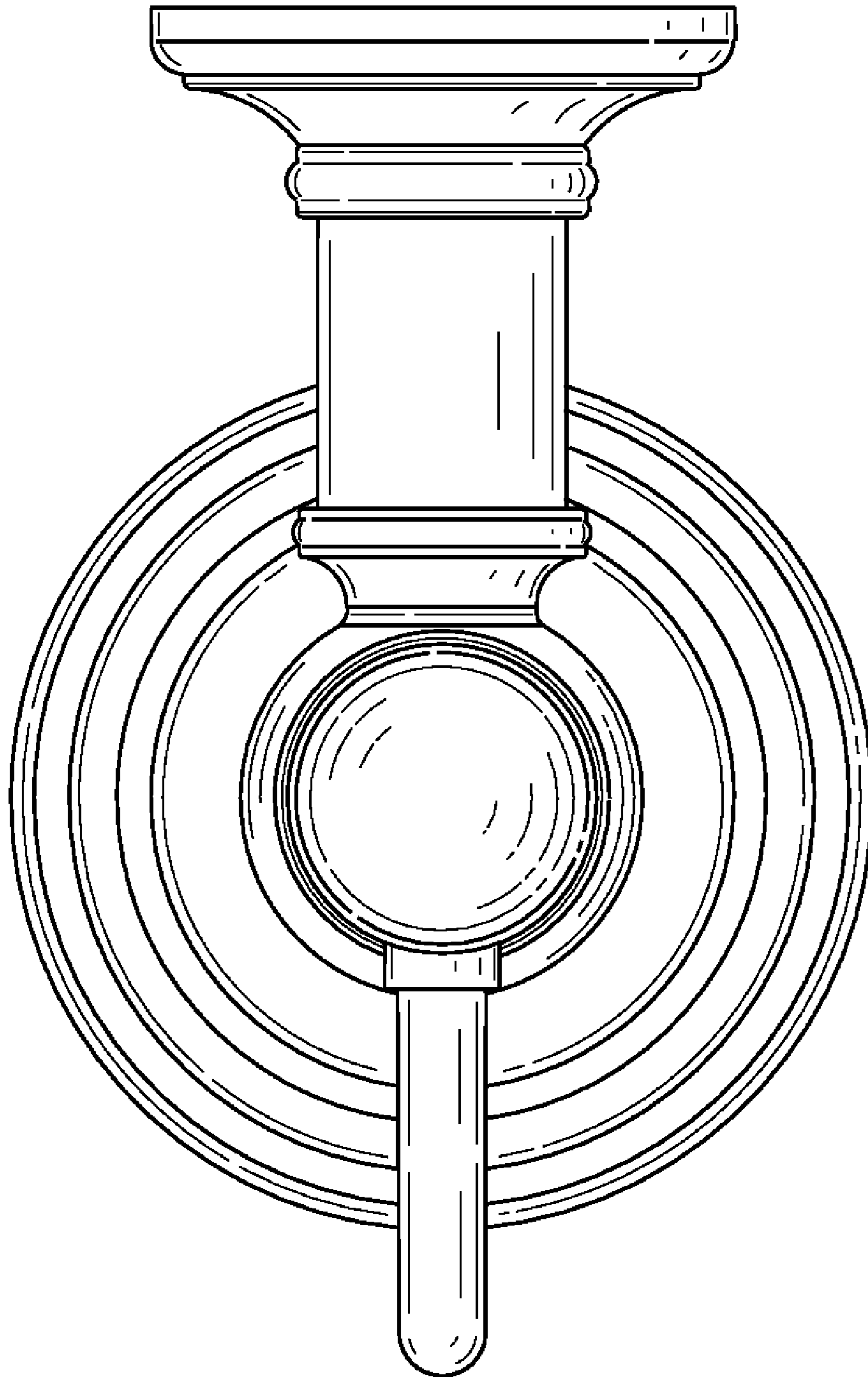


FIG. 5

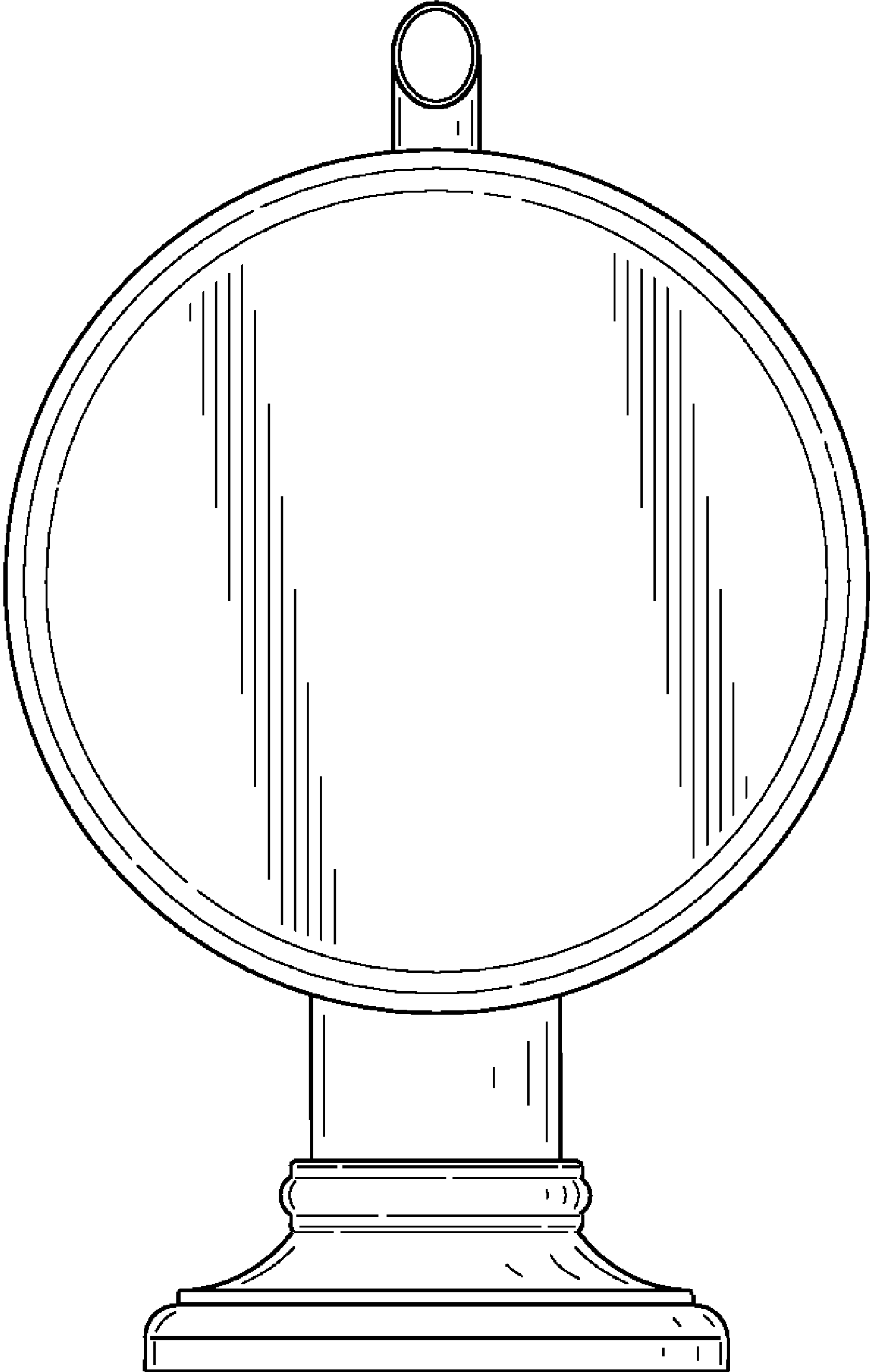


FIG. 6