



US00D565301S

(12) **United States Design Patent**
Chen

(10) **Patent No.:** **US D565,301 S**

(45) **Date of Patent:** **** Apr. 1, 2008**

(54) **COLLECTING CONTAINER**

2007/0189928 A1* 8/2007 Sabol 422/82.03

(76) Inventor: **Ching-Tzu Chen**, No. 7, Lane 107,
Sec. 2, Jinhua Rd., Tainan (TW)

* cited by examiner

(**) Term: **14 Years**

Primary Examiner—Philip S. Hyder
Assistant Examiner—R. L. (Ulm) Cody
(74) *Attorney, Agent, or Firm*—Bacon & Thomas, PLLC

(21) Appl. No.: **29/269,101**

(22) Filed: **Nov. 21, 2006**

(57) **CLAIM**

(51) **LOC (8) Cl.** **03-01**

The ornamental design for a collecting container, as shown and described.

(52) **U.S. Cl.** **D3/298; D3/273**

(58) **Field of Classification Search** D3/201,
D3/203.1–203.2, 205–206, 270, 271.1, 273,
D3/298, 315, 903, 905; D9/426, 428–429,
D9/600; D19/75, 80, 100; D17/22; 206/457,
206/504, 816, 828; D6/407, 433–434, 632
See application file for complete search history.

DESCRIPTION

(56) **References Cited**

U.S. PATENT DOCUMENTS

D174,300 S *	3/1955	Waterman	D9/425
D216,441 S *	1/1970	Ross	D17/22
D218,854 S *	9/1970	Thompson	D17/22
D259,524 S *	6/1981	Erdman	D3/298
D289,746 S *	5/1987	Reisgies et al.	D10/94
D291,843 S *	9/1987	Searle	D3/302
D314,912 S *	2/1991	Rey Pascual	D9/424
D327,982 S *	7/1992	Williams	D3/315
D343,641 S *	1/1994	Hafendehl et al.	D19/75
D399,603 S *	10/1998	Hemsley et al.	D28/66
D432,344 S *	10/2000	Eskandry	D6/632
D450,446 S *	11/2001	Morrone	D3/208
D518,717 S *	4/2006	German	D9/453
D523,750 S *	6/2006	Lee et al.	D9/549
D533,063 S *	12/2006	Lee et al.	D9/449
D535,556 S *	1/2007	Broderick et al.	D9/416
7,287,924 B2 *	10/2007	Shamitoff	401/117

FIG. 1 is a perspective view of a collecting container in accordance with my new design;

FIG. 2 is a front view of the collecting container in FIG. 1;

FIG. 3 is a rear view of the collecting container in FIG. 1;

FIG. 4 is a left side view of the collecting container in FIG. 1

FIG. 5 is a right side view of the collecting container in FIG. 1;

FIG. 6 is a top view of the collecting container in FIG. 1;

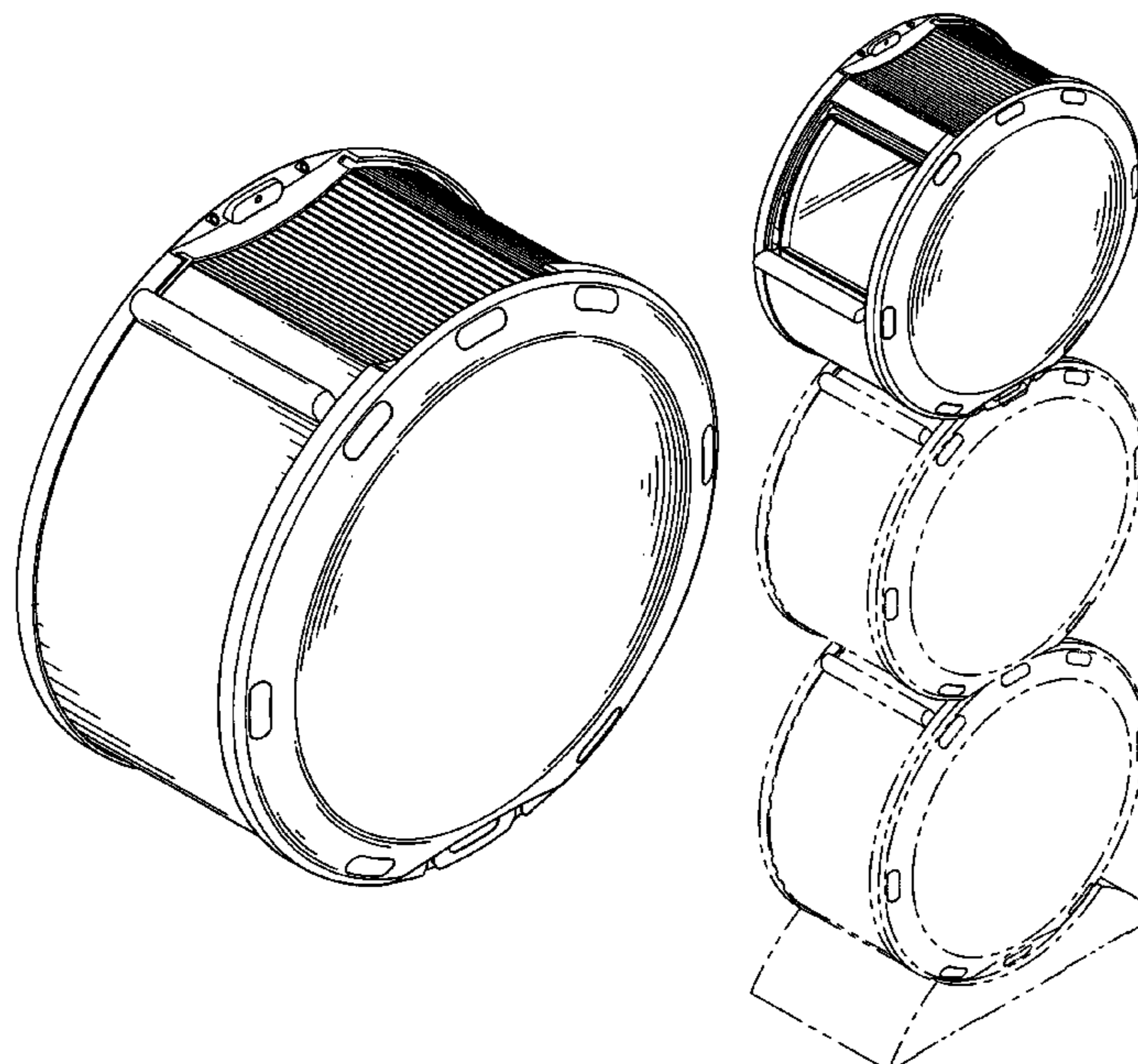
FIG. 7 is a bottom view of the collecting container in FIG. 1;

FIG. 8 is a perspective reference view of the collecting container in FIG. 1 being mounted on a positioning base; and,

FIG. 9 is a perspective reference view of the collecting container in FIG. 1 being stacked with collecting containers and being open.

Wherein, the broken lines are shown for illustrative purposes only and form no part of the claimed design.

1 Claim, 9 Drawing Sheets



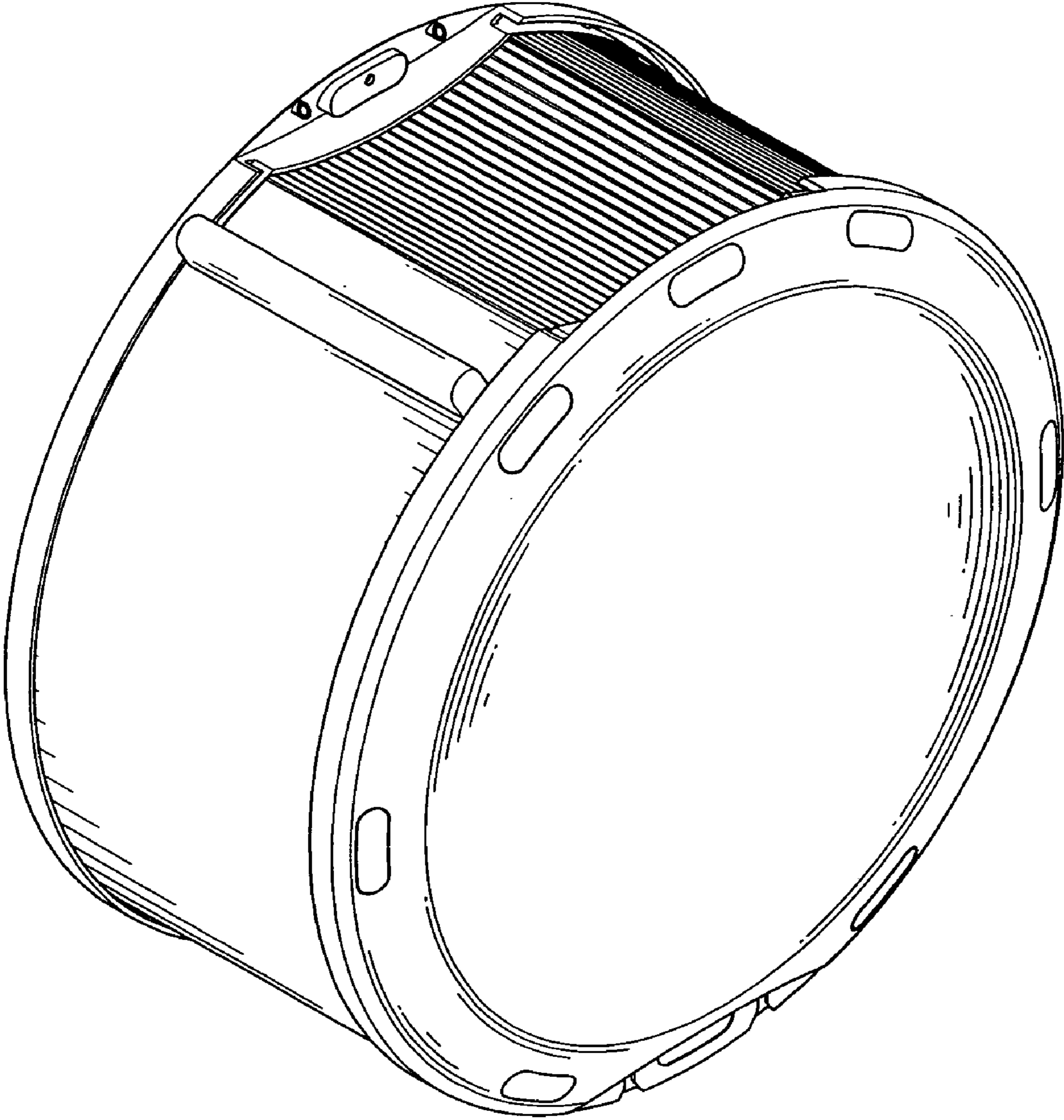


FIG.1

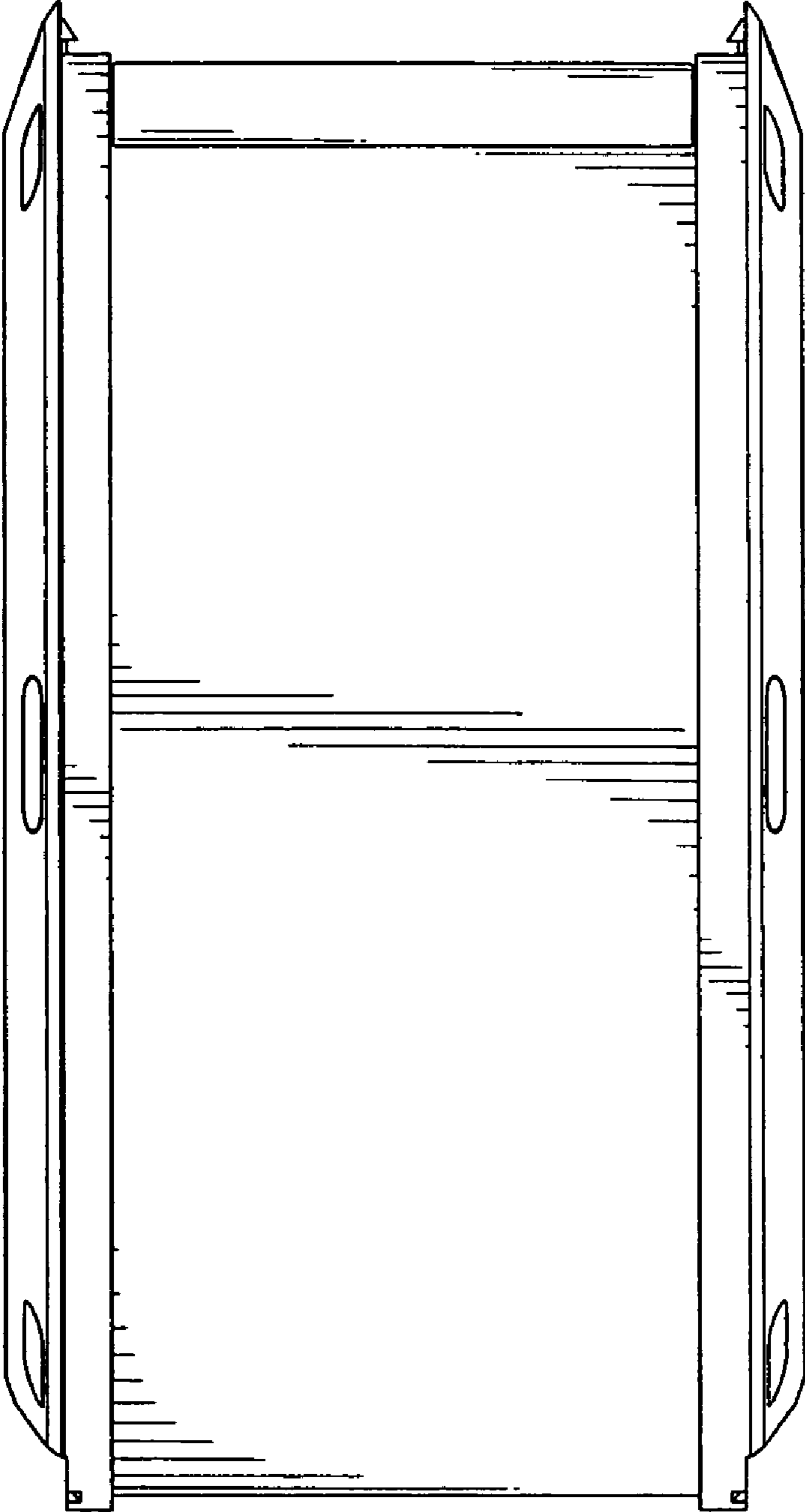


FIG.2




FIG.3

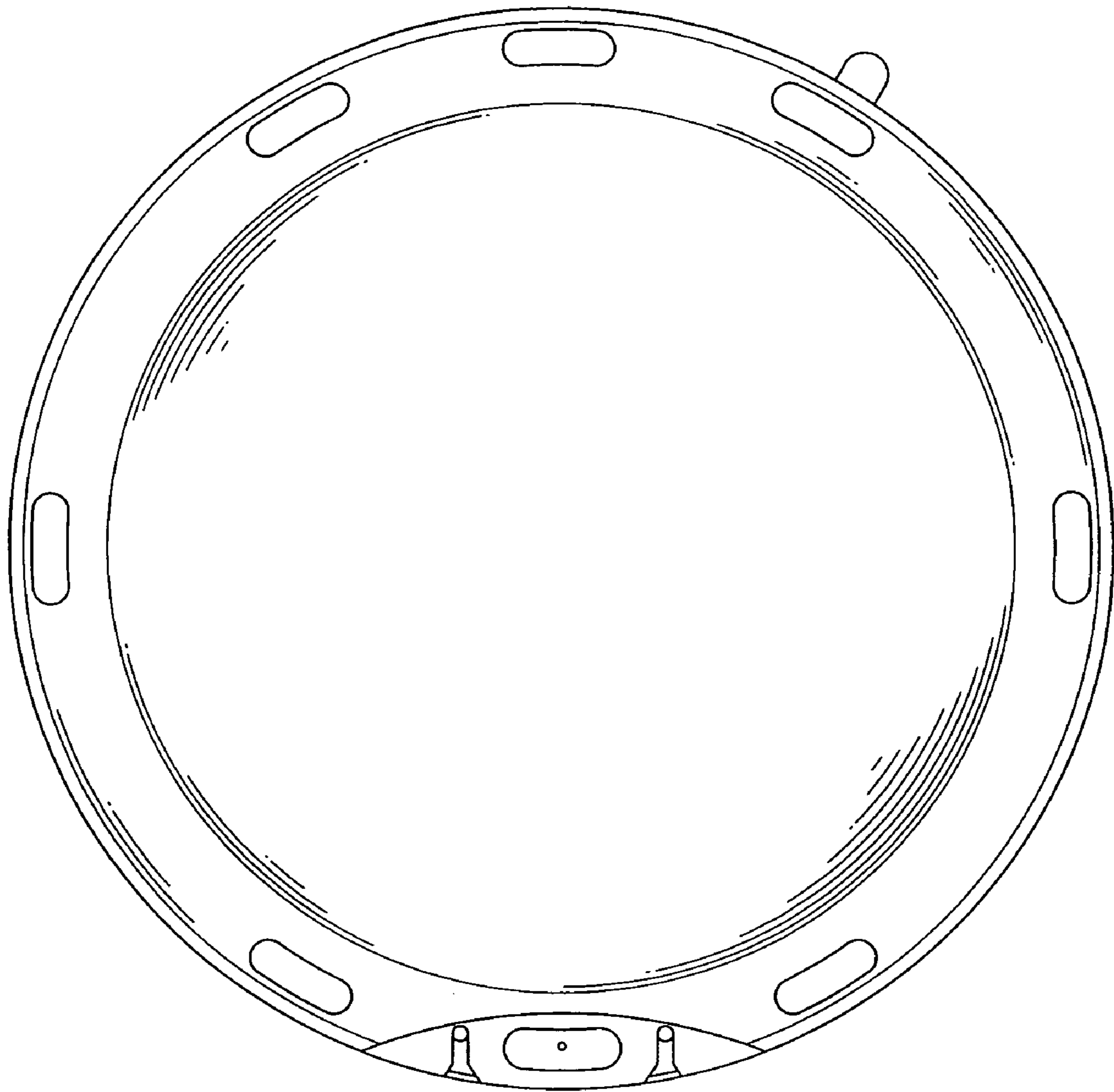


FIG.4

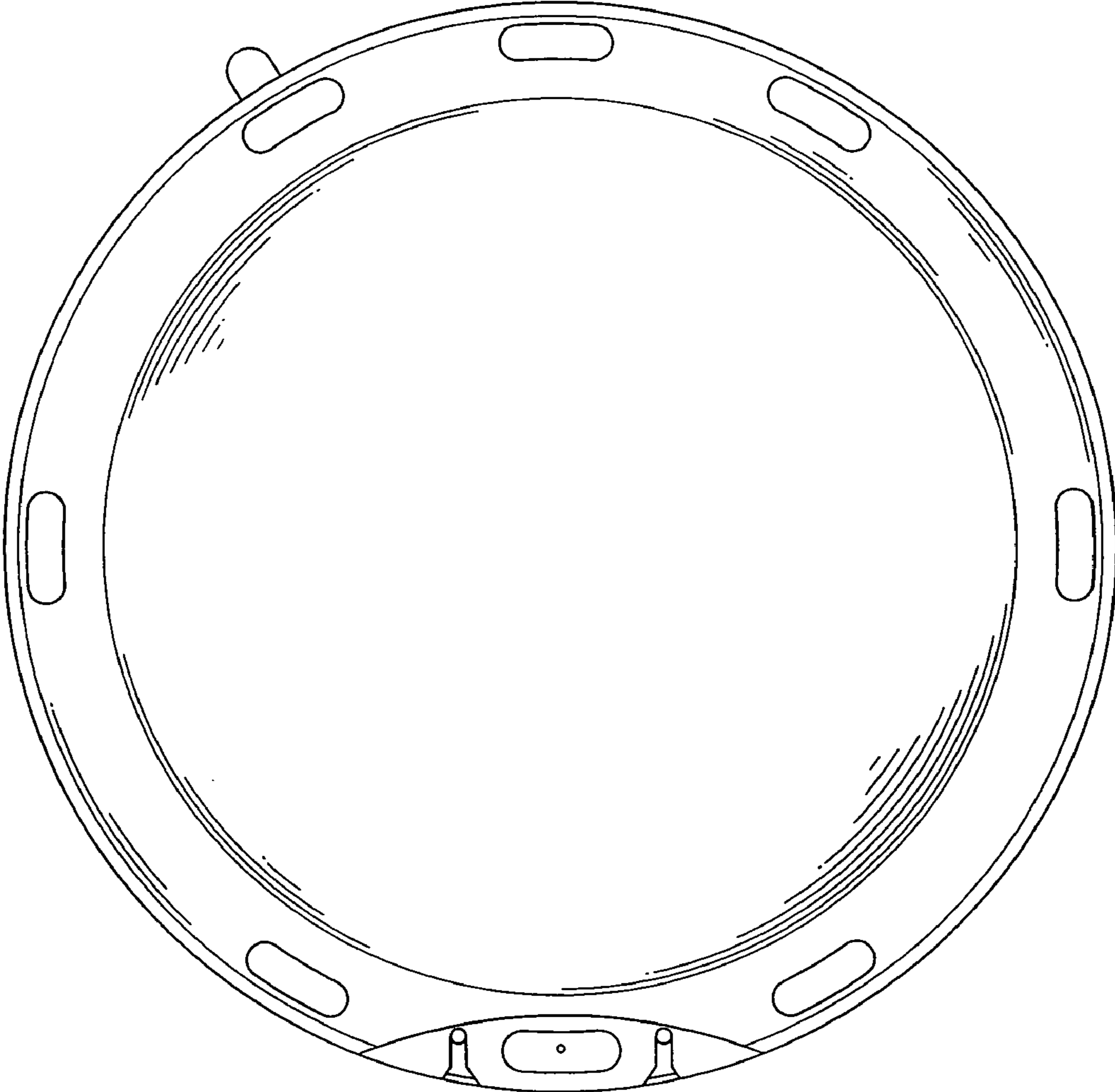


FIG.5




FIG.6

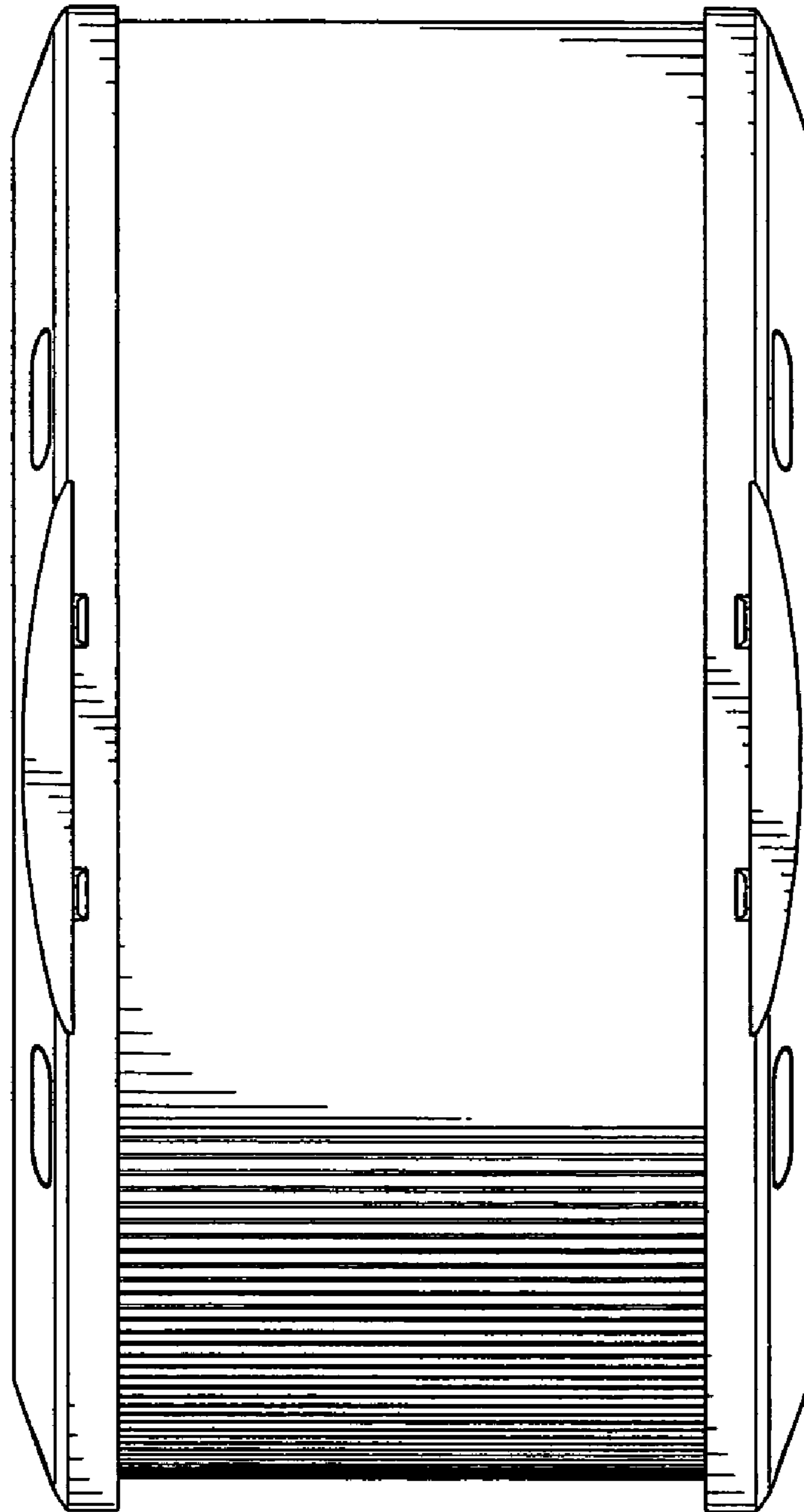


FIG. 7



FIG.8

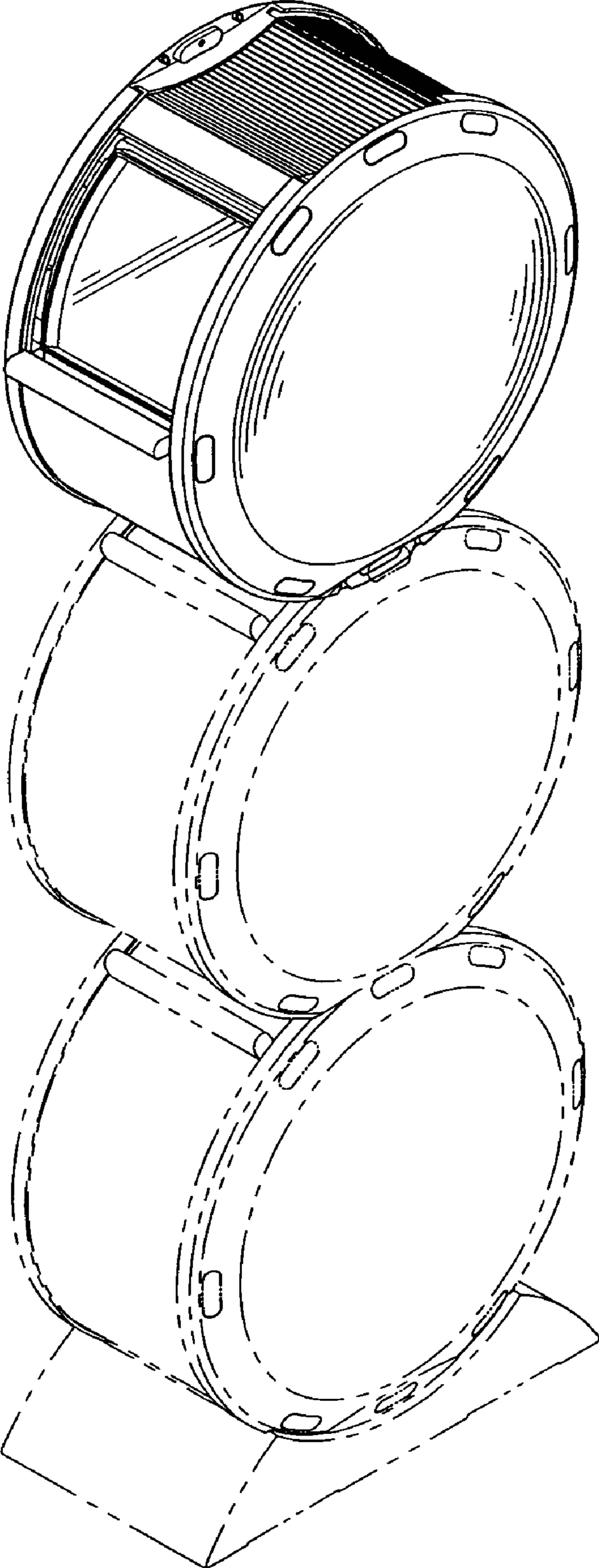


FIG.9