



US00D565278S

(12) **United States Design Patent**  
**Harland**

(10) **Patent No.:** **US D565,278 S**

(45) **Date of Patent:** **\*\* Apr. 1, 2008**

(54) **NOVELTY GLOVE ITEM**

(76) **Inventor:** **Pauline Jan Harland**, 6/17 George St  
East, Burleigh Heads 4220 Queensland  
(AU)

(\*\*) **Term:** **14 Years**

(21) **Appl. No.:** **29/287,668**

(22) **Filed:** **Sep. 6, 2007**

**Related U.S. Application Data**

(62) Division of application No. 29/244,834, filed on Dec.  
15, 2005.

(30) **Foreign Application Priority Data**

Jun. 15, 2005	(AU)	12548/2005
Jun. 15, 2005	(AU)	304081
Jun. 15, 2005	(AU)	304173
Jun. 15, 2005	(AU)	304174
Jun. 15, 2005	(AU)	304175

(51) **LOC (8) Cl.** ..... **02-99**

(52) **U.S. Cl.** ..... **D2/615; D20/33**

(58) **Field of Classification Search** ..... D2/610,  
D2/614, 622-623; D29/113, 118-119, 123;  
2/1, 455, 16, 158, 908, 917; D24/190; D28/63;  
D32/40, 43; 15/227, 104.94, 107; D4/134;  
D20/33

See application file for complete search history.

(56) **References Cited**

**U.S. PATENT DOCUMENTS**

2,134,974 A \* 11/1938 Hurwitz ..... D11/160

D258,860 S *	4/1981	DiPietro	.....	D7/676
D260,626 S *	9/1981	Kadar	.....	D11/160
4,352,461 A *	10/1982	Orta et al.	.....	239/211
4,455,963 A *	6/1984	Matsuo	.....	D29/117.1
4,486,975 A *	12/1984	Harreld et al.	.....	D21/440
D295,640 S *	5/1988	Breault	.....	D10/109
D298,686 S *	11/1988	Colclasure	.....	D2/617
5,432,991 A *	7/1995	Godleski	.....	29/460
5,433,025 A *	7/1995	Borghese	.....	40/586
D364,357 S *	11/1995	Ledgerwood, II	.....	D10/33
D464,376 S *	10/2002	Zimmerman	.....	D20/33
6,612,056 B1 *	9/2003	Thomas, II	.....	40/586
D495,749 S *	9/2004	Van Veen et al.	.....	D20/32
D506,226 S *	6/2005	Koval et al.	.....	D20/33
D506,569 S *	6/2005	Chen	.....	D27/149
D527,778 S *	9/2006	Mithen	.....	D21/754

\* cited by examiner

*Primary Examiner*—Robert A. Delehanty

(74) *Attorney, Agent, or Firm*—Hoffman, Wasson & Gitler

(57) **CLAIM**

The ornamental design for a novelty glove item, as shown  
and described.


**DESCRIPTION**

FIG. 1 is a front view of a novelty glove item showing a first  
aspect of my new design;

FIG. 2 is a rear view of a novelty glove item showing a first  
aspect of my new design; and,

FIG. 3 is a contoured view of a novelty glove item showing  
a first aspect of my new design.

**1 Claim, 1 Drawing Sheet**






Figure 1




Figure 2




Figure 3