



US00D565276S

(12) **United States Design Patent** (10) **Patent No.:** **US D565,276 S**
Butt (45) **Date of Patent:** **** Apr. 1, 2008**

(54) **SOLID PRETZEL CRACKER**

D515,277 S * 2/2006 Wilson et al. D1/128

(75) Inventor: **James Butt**, Hanover, PA (US)

OTHER PUBLICATIONS

(73) Assignee: **SOH IP Company, Inc.**, Phoenix, AZ (US)

The Little Guides: Cookies, by Weldon Owen Pty Ltd, Fog City Press, CA, © 1999, p. 244.*

(**) Term: **14 Years**

* cited by examiner

(21) Appl. No.: **29/287,111**

Primary Examiner—Robin V. Webster
Assistant Examiner—Karen E Kearney

(22) Filed: **Jun. 28, 2007**

(74) *Attorney, Agent, or Firm*—John P. Moran; Holland & Knight LLP

(51) **LOC (8) Cl.** **01-01**

(57) **CLAIM**

(52) **U.S. Cl.** **D1/128**

The ornamental design for a solid pretzel cracker, as shown and described.

(58) **Field of Classification Search** D1/120-1, D1/124-9, 199; 426/94-5, 89, 128, 138-9, 426/144, 293, 383, 438-439, 446, 450, 496, 426/502-4, 512, 516, 543, 549-50, 556, 426/619, 805, 808

DESCRIPTION

See application file for complete search history.

FIG. 1 is a perspective view of the new design for a solid pretzel cracker;

(56) **References Cited**

U.S. PATENT DOCUMENTS

- D19,059 S * 4/1889 Sandt D1/112
- D21,450 S * 4/1892 Pfenninger D1/120
- D31,777 S * 10/1899 Fox D1/128
- 1,366,961 A * 2/1921 Schumaker 426/93
- D62,213 S * 4/1923 Alexander, Jr. D1/120
- D208,899 S * 10/1967 Reisman D1/120
- 3,677,769 A * 7/1972 King 426/27
- 4,251,201 A * 2/1981 Krysiak 425/132
- 4,606,923 A * 8/1986 Ricke 426/496
- D375,396 S * 11/1996 Wilson et al. D1/120
- D509,044 S * 9/2005 Wilson et al. D1/125
- D510,172 S * 10/2005 Wilson et al. D1/125

FIG. 2 is a top view of the new design for a solid pretzel cracker;

FIG. 3 is a bottom view of the new design for a solid pretzel cracker;

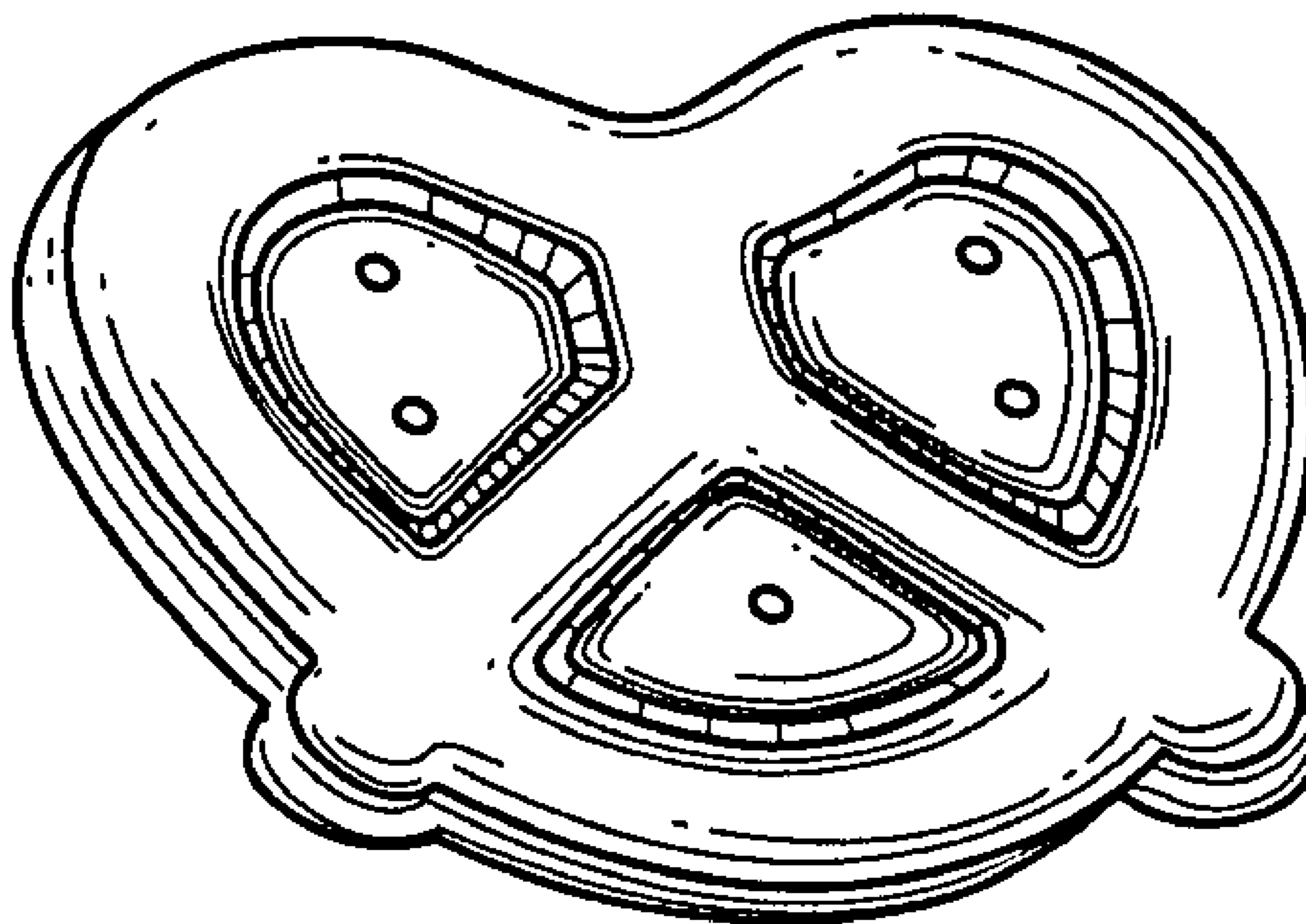
FIG. 4 is a right view of the new design for a solid pretzel cracker;

FIG. 5 is a left view of the new design for a solid pretzel cracker

FIG. 6 is a rear view of the new design for a solid pretzel cracker; and,

FIG. 7 is a front view of the new design for a solid pretzel cracker.

1 Claim, 1 Drawing Sheet



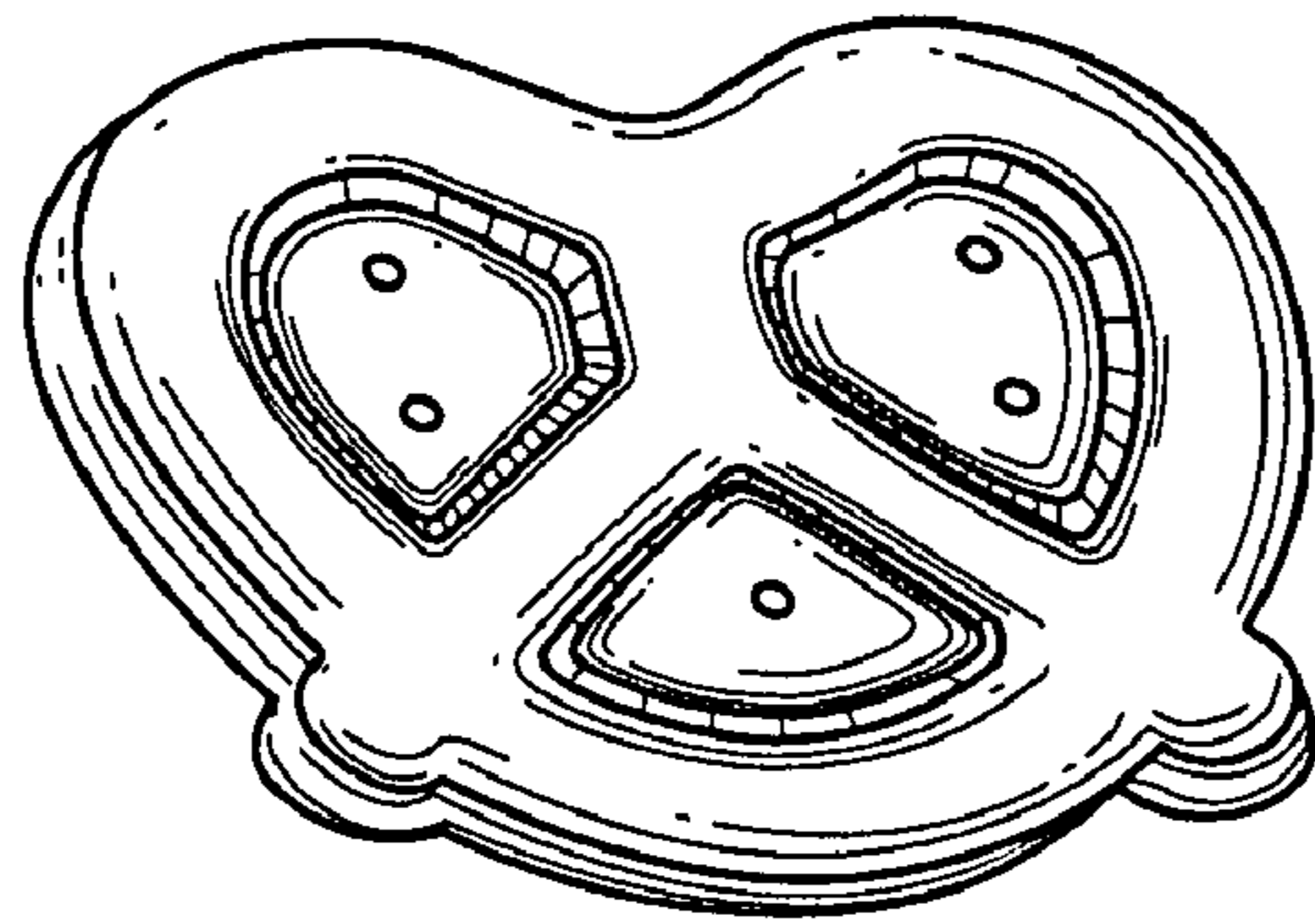


FIG. 1

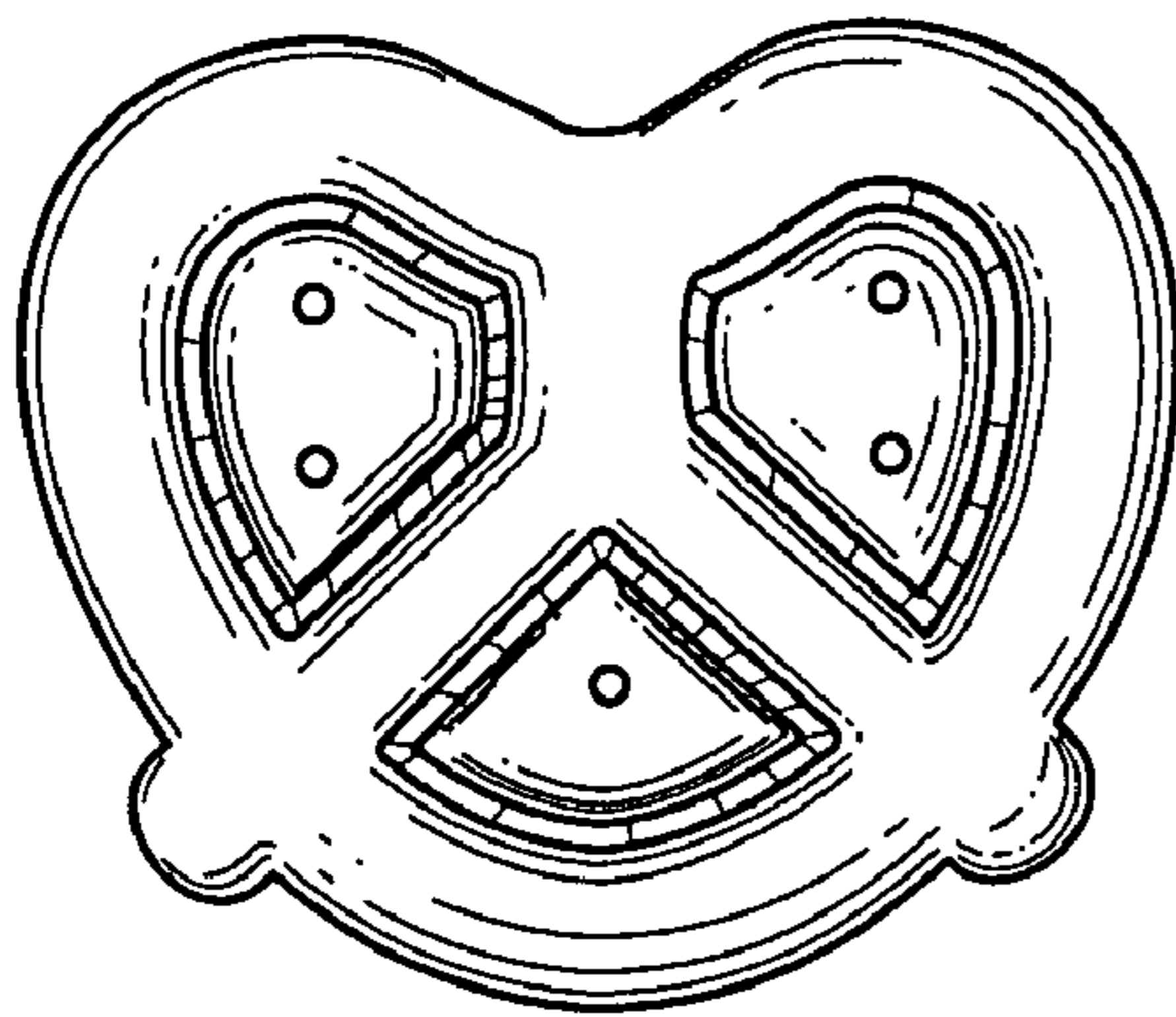


FIG. 2




FIG. 3



FIG. 4




FIG. 5



FIG. 6



FIG. 7