



US00D565275S

(12) **United States Design Patent**  
**Shields**

(10) **Patent No.:** **US D565,275 S**

(45) **Date of Patent:** **\*\* Mar. 25, 2008**

(54) **REFRIGERATOR PIGGY BANK**

(76) Inventor: **Michael Peter Shields**, P.O. Box 91,  
Mammoth Lakes, CA (US) 93546

(\*\*) Term: **14 Years**

(21) Appl. No.: **29/263,645**

(22) Filed: **Jul. 27, 2006**

(51) **LOC (8) Cl.** ..... **99-00**

(52) **U.S. Cl.** ..... **D99/40; D99/34; D99/35**

(58) **Field of Classification Search** ..... D99/25-43,  
D99/99; D21/654, 584, 108, 148, 150, 186;  
446/153, 226, 268, 296, 369; 434/107  
See application file for complete search history.

(56) **References Cited**

**U.S. PATENT DOCUMENTS**

D105,824 S *	8/1937	Romano	.....	D11/158
D176,104 S *	11/1955	Brooks	.....	D99/40
2,779,128 A *	1/1957	West	.....	446/8
D184,129 S *	12/1958	Hull	.....	D99/40
D267,283 S *	12/1982	Nagode	.....	D99/40
D385,599 S *	10/1997	Stephensen et al.	.....	D21/654
D458,727 S *	6/2002	Beacham	.....	D99/38

\* cited by examiner

*Primary Examiner*—Stella M. Reid

*Assistant Examiner*—Susan E Krakower

(57) **CLAIM**

The ornamental design for the refrigerator piggy bank, as shown and described.

**DESCRIPTION**

FIG. 1 is a top front perspective view a refrigerator piggy bank of my new design;

FIG. 2 is a left side elevation view thereof;


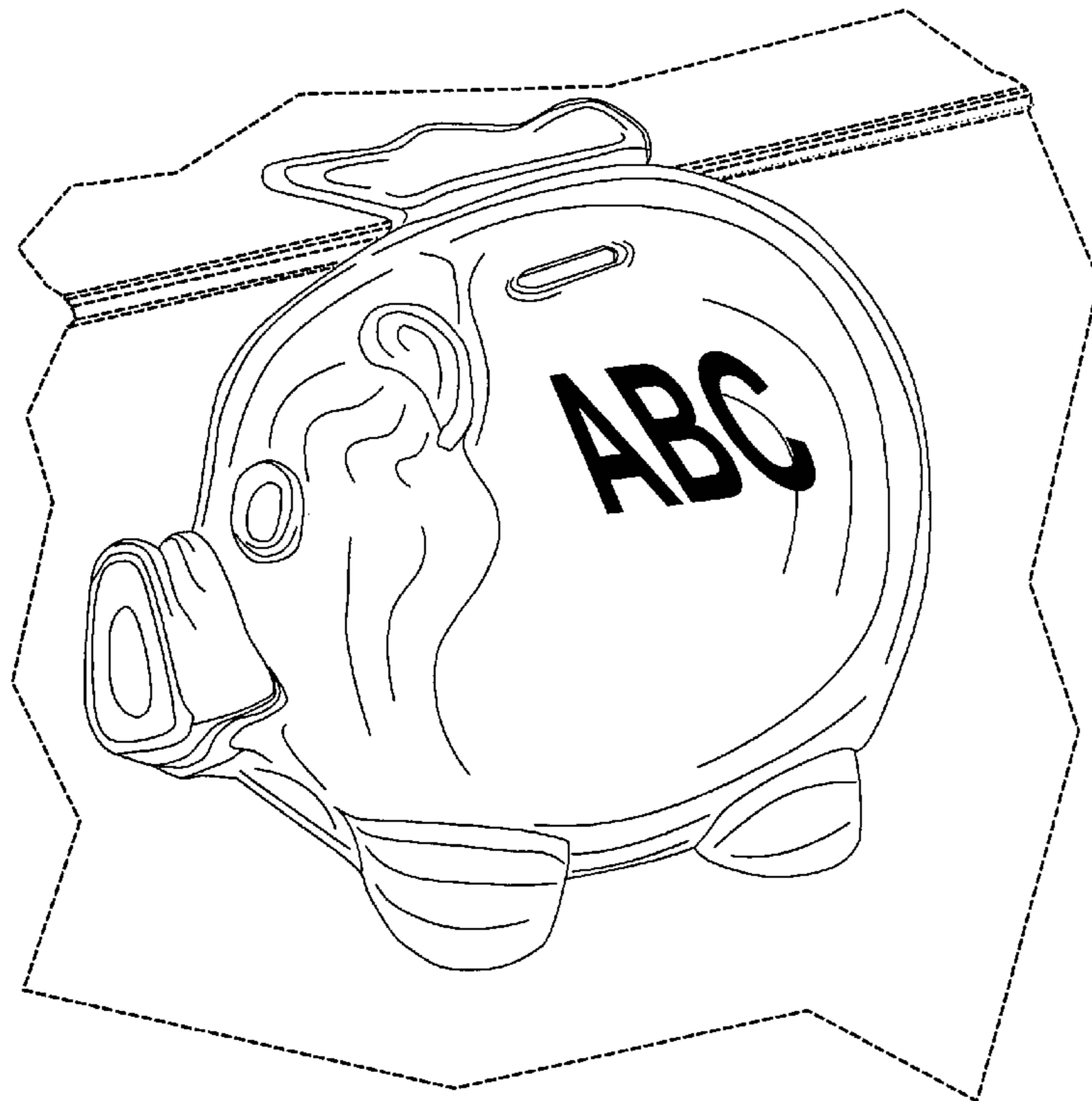
FIG. 3 is a top rear perspective view thereof, with an access door disengaged;

FIG. 4 is a bottom rear perspective view thereof; and,

FIG. 5 is a right side elevation view thereof.

The broken line showing of a refrigerator in FIG. 1 and a coin in FIG. 3 are included for the purpose of illustrating environmental structure and forms no part of the claimed design.

**1 Claim, 3 Drawing Sheets**



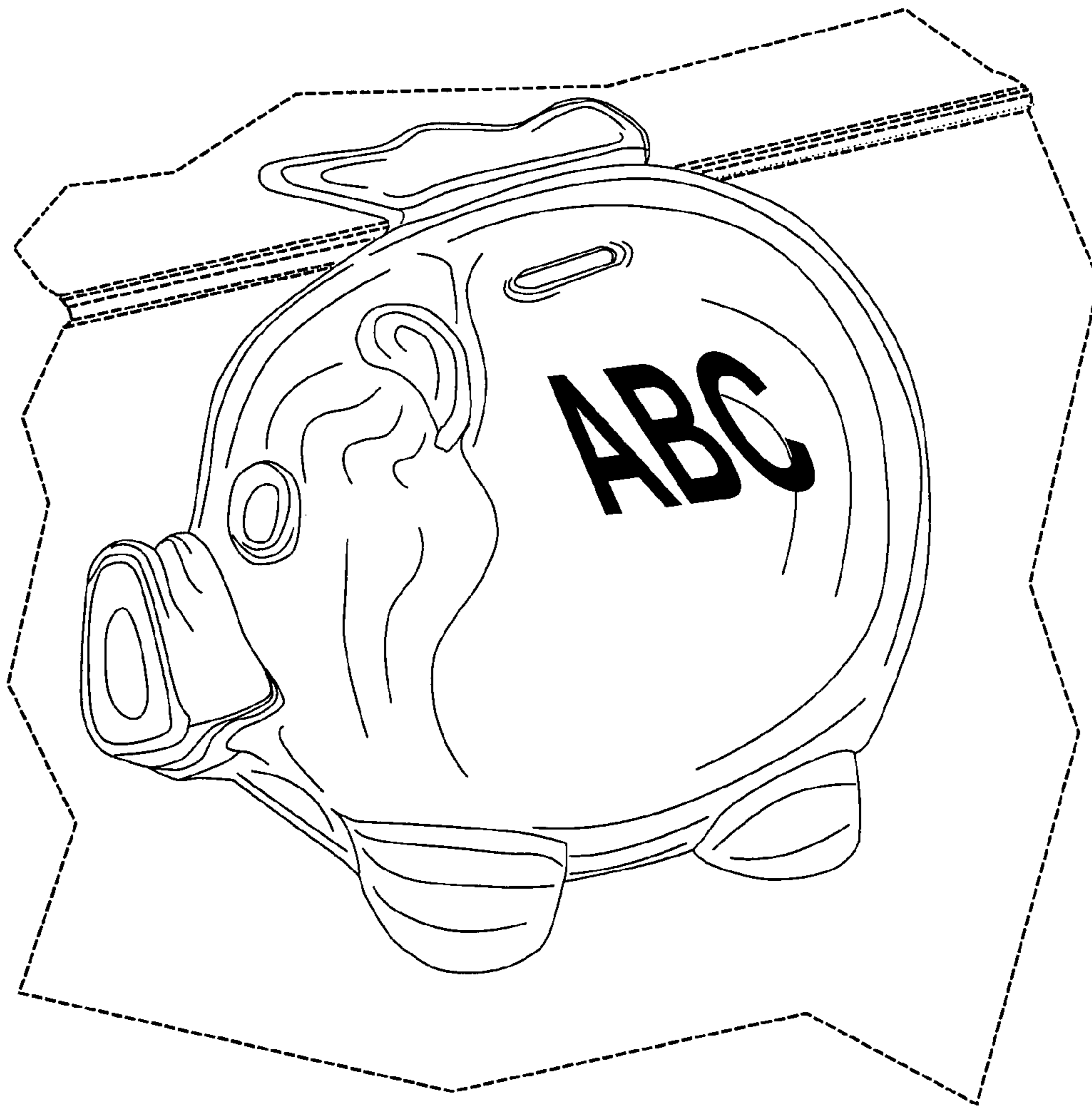


FIG. 1




FIG. 2

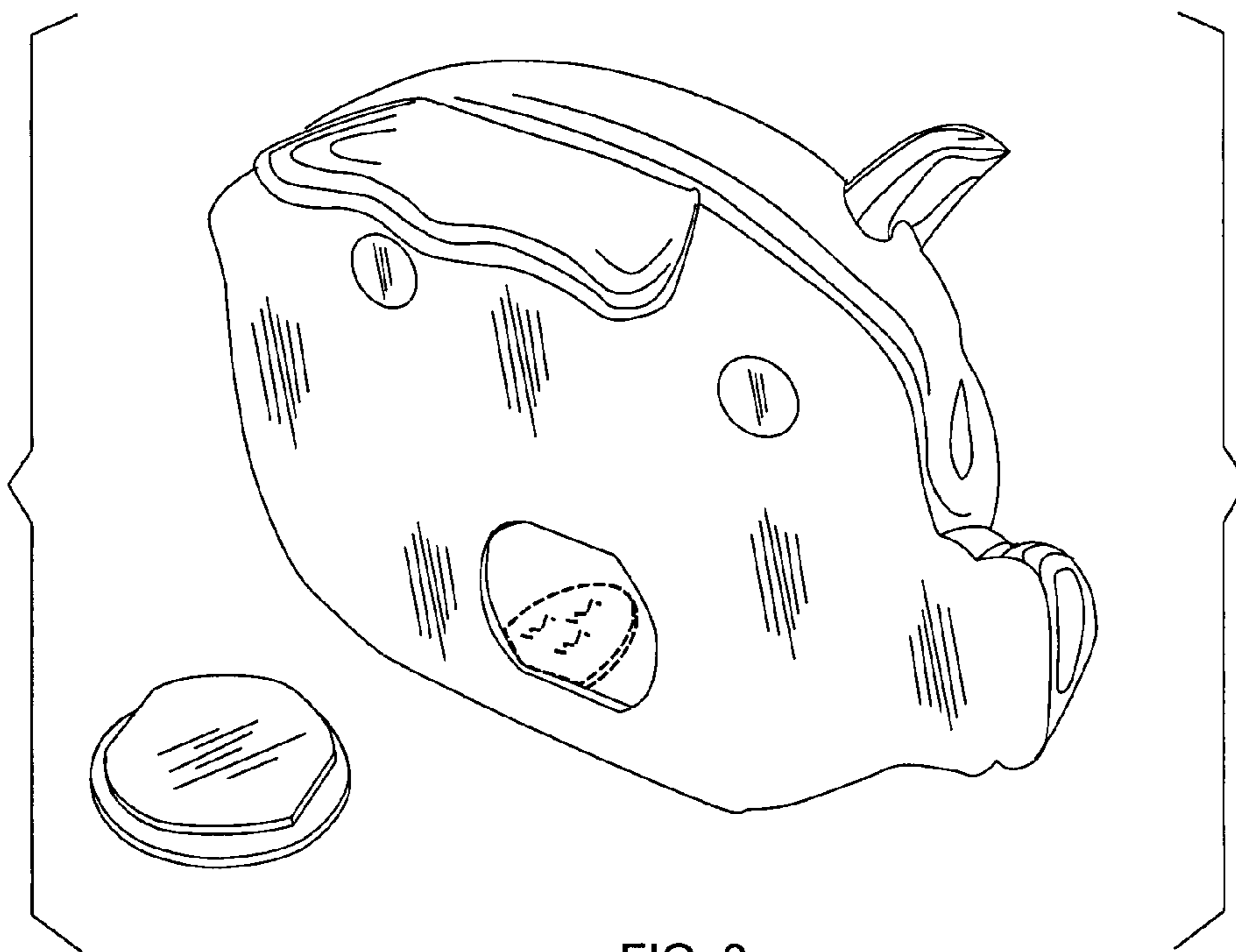


FIG. 3




FIG. 4

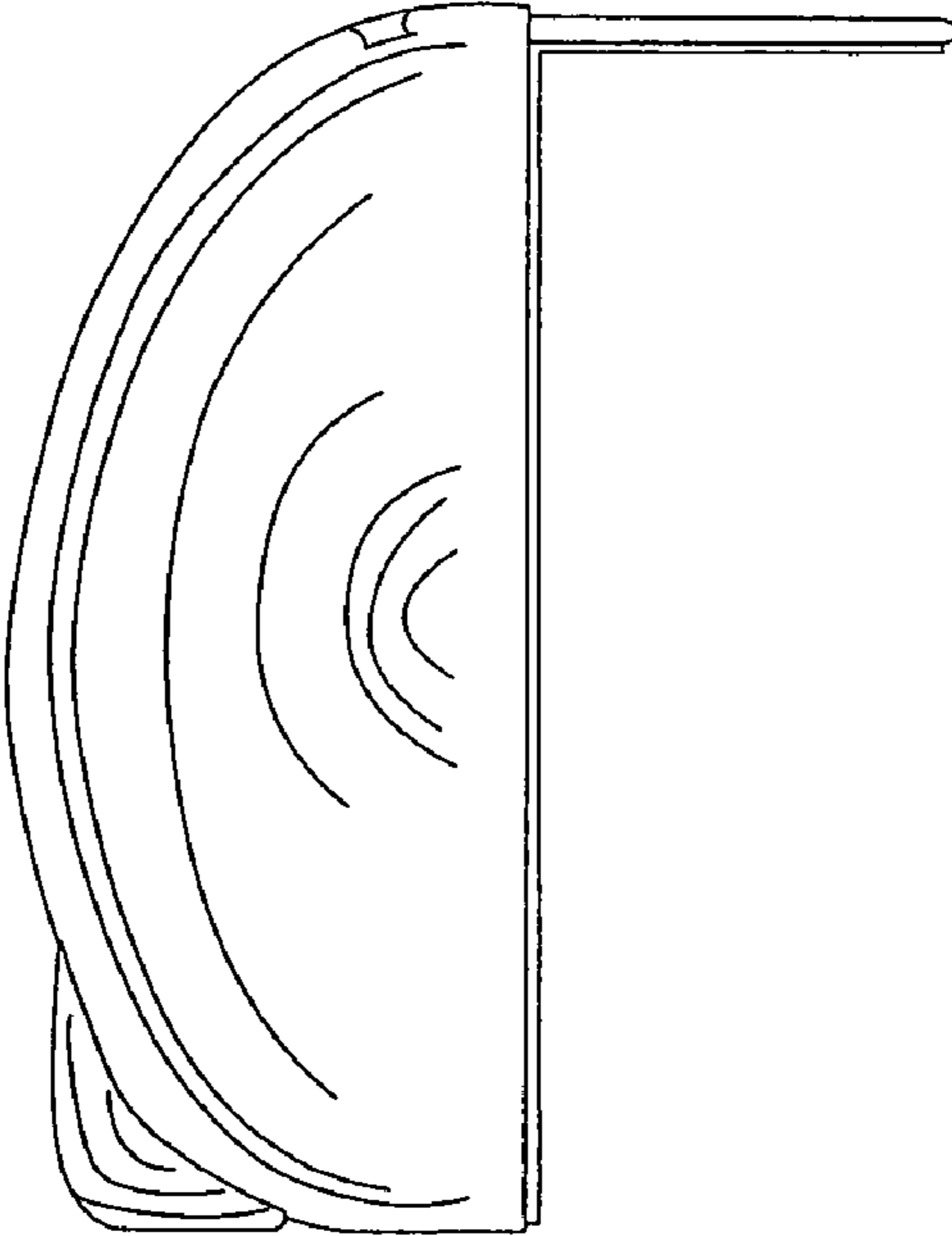


FIG. 5