

US00D565257S

(12) **United States Design Patent** (10) **Patent No.:** **US D565,257 S**
Cusick et al. (45) **Date of Patent:** **** Mar. 25, 2008**

(54) **CANINE COMFORT STATION**

(76) Inventors: **Martha J. Cusick**, 2649 E. 138th Cir., Thornton, CO (US) 80602; **James M. Eddy**, 2649 E. 138th Cir., Thornton, CO (US) 80602

(**) Term: **14 Years**

(21) Appl. No.: **29/275,466**

(22) Filed: **Dec. 27, 2006**

(51) **LOC (8) Cl.** **30-09**

(52) **U.S. Cl.** **D30/154; D30/199**

(58) **Field of Classification Search** D30/154, D30/199; 119/786-788, 791; 135/118; 248/545, 248/518-521, 530; 52/155-159, 165, 736.1; D20/41, 19, 30; D25/126, 130; D10/111, D10/109; 40/605-607; D19/40, 35; D11/159; D5/65

See application file for complete search history.

(56) **References Cited**

U.S. PATENT DOCUMENTS

- 901,311 A * 10/1908 Malmrose 119/791
- 1,741,118 A * 12/1929 Rosenfeld et al. 40/607.11
- D116,338 S * 8/1939 Gist D20/41
- 3,244,149 A * 4/1966 Bosko et al. 119/795
- D298,975 S * 12/1988 Pantoja et al. D30/154
- 4,796,566 A * 1/1989 Daniels 119/789
- D342,549 S * 12/1993 Hofman D20/41
- D360,846 S * 8/1995 Kallionpaa D10/114
- D372,316 S * 7/1996 Purvis D25/126
- 5,732,659 A * 3/1998 Wiggins 119/787
- D409,665 S * 5/1999 Wiseman D20/30
- D441,801 S * 5/2001 Wells et al. D20/30

- D447,291 S * 8/2001 Willinger D30/154
- D447,822 S * 9/2001 Dionne et al. D25/126
- 6,318,302 B1 * 11/2001 Bedient 119/786
- 6,374,777 B1 * 4/2002 Willinger 119/791
- 6,481,364 B2 * 11/2002 Woyjeck 114/294
- D468,842 S * 1/2003 May D25/126
- 6,612,263 B2 * 9/2003 Scheid et al. 119/787
- D498,162 S * 11/2004 Evans D10/109
- 6,820,573 B1 11/2004 McMullin
- 6,904,871 B1 * 6/2005 Archetti et al. 119/786

OTHER PUBLICATIONS

Online Product brochure, May 2007.
Image of dog tethering device/pet cleanup station, Dec. 14, 2006.

* cited by examiner

Primary Examiner—Melanie Tung
Assistant Examiner—Susan Moon Lee
(74) *Attorney, Agent, or Firm*—Neugeboren Law Firm PC

(57) **CLAIM**

The ornamental design for a canine comfort station, as shown and described.

DESCRIPTION

FIG. 1 is a perspective view of the canine comfort station.
FIG. 2 is a front view of the canine comfort station.
FIG. 3 is a back view of the canine comfort station.
FIG. 4 is a side view of the canine comfort station, the opposite side view being a mirror image;
FIG. 5 is a top view of the canine comfort station; and,
FIG. 6 is a bottom view of the canine comfort station.

1 Claim, 3 Drawing Sheets

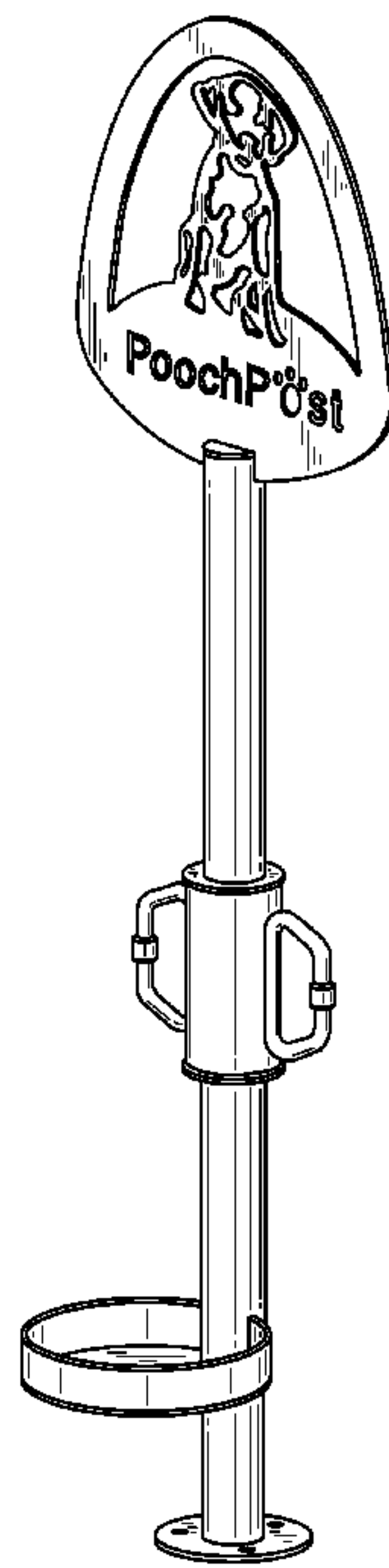


FIG. 1

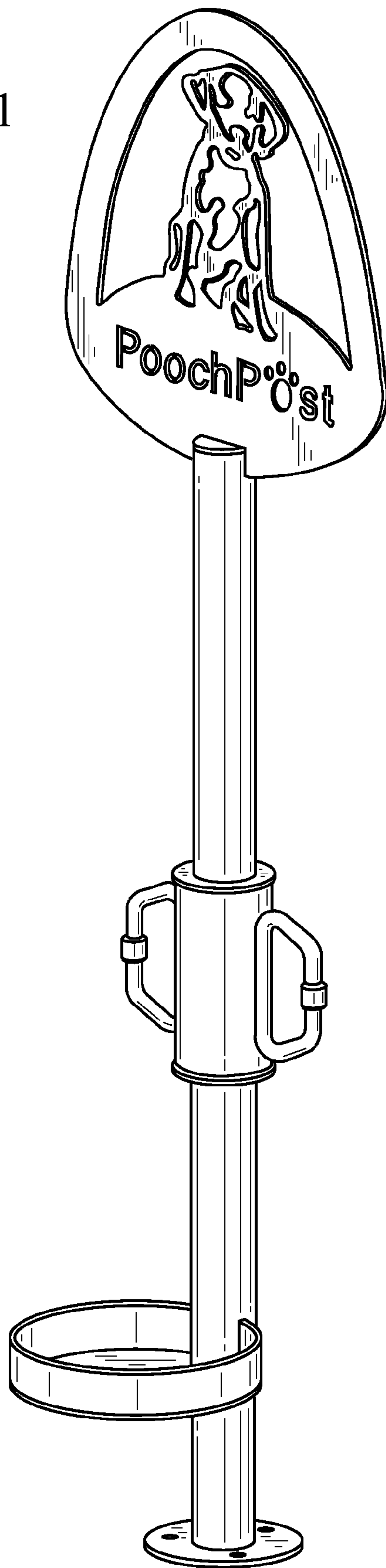


FIG.2

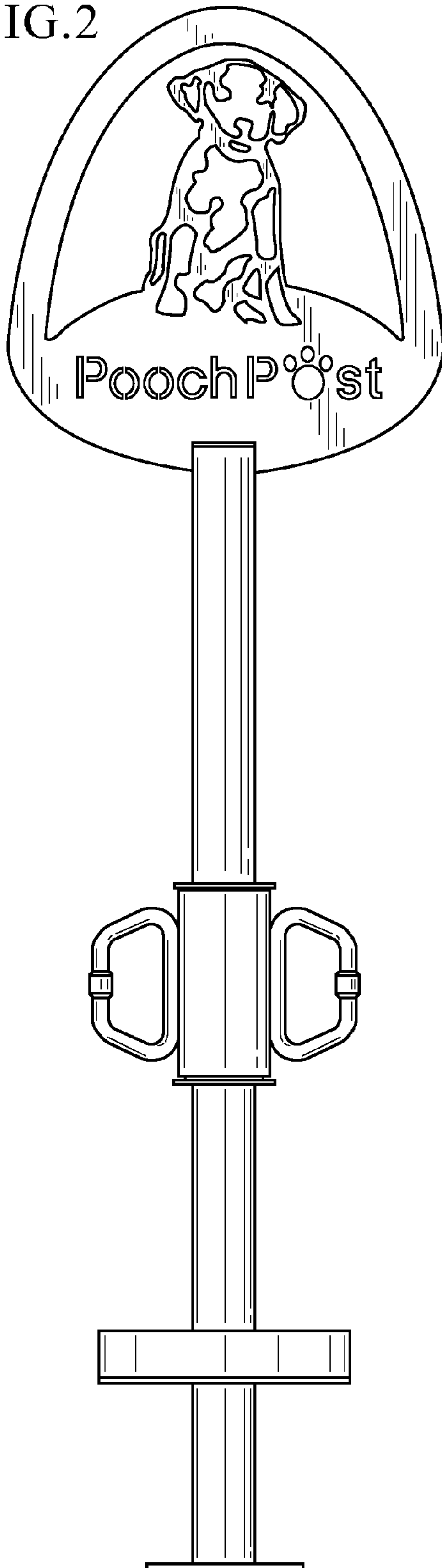


FIG.3

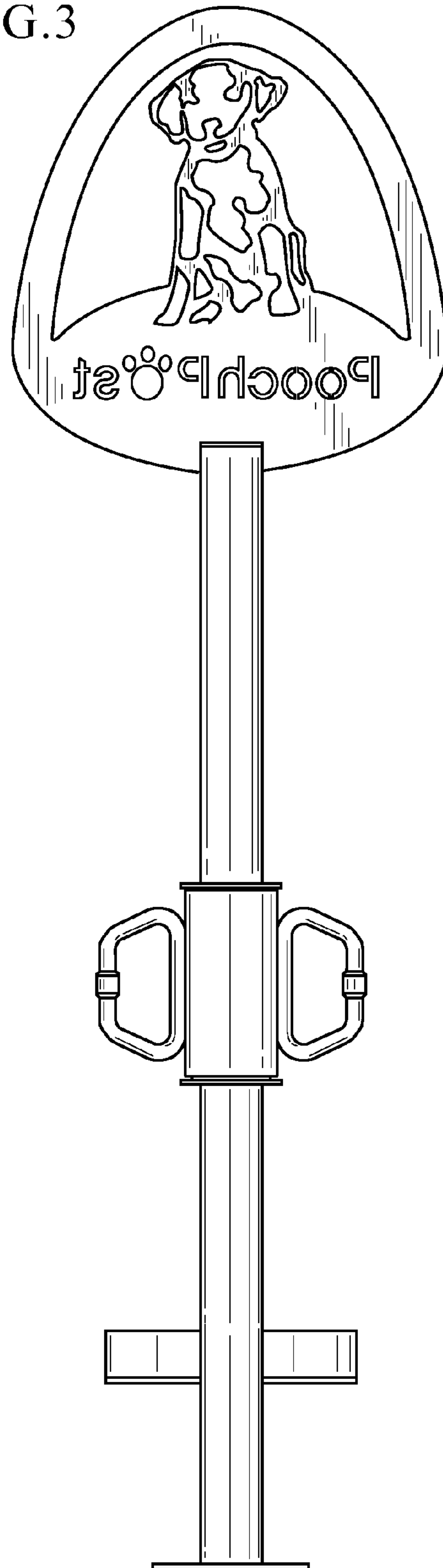


FIG.4

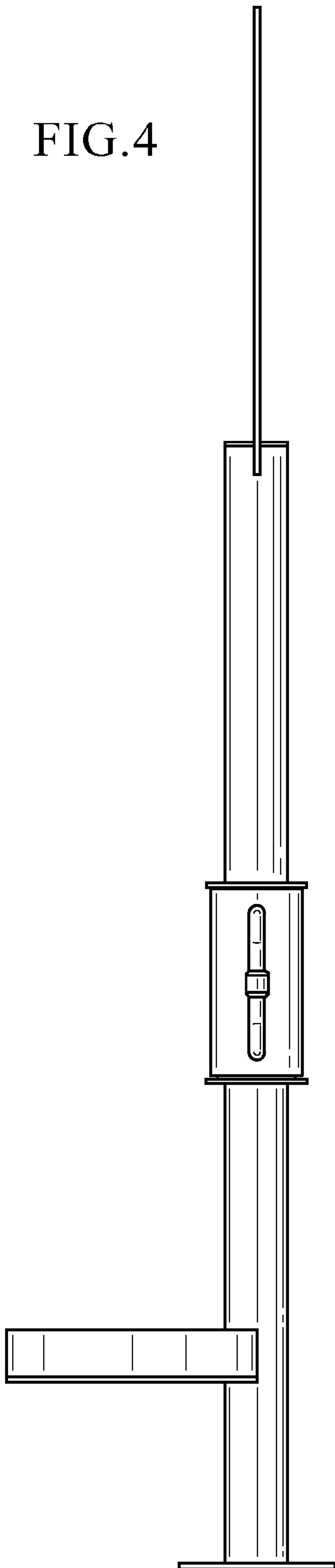


FIG.5

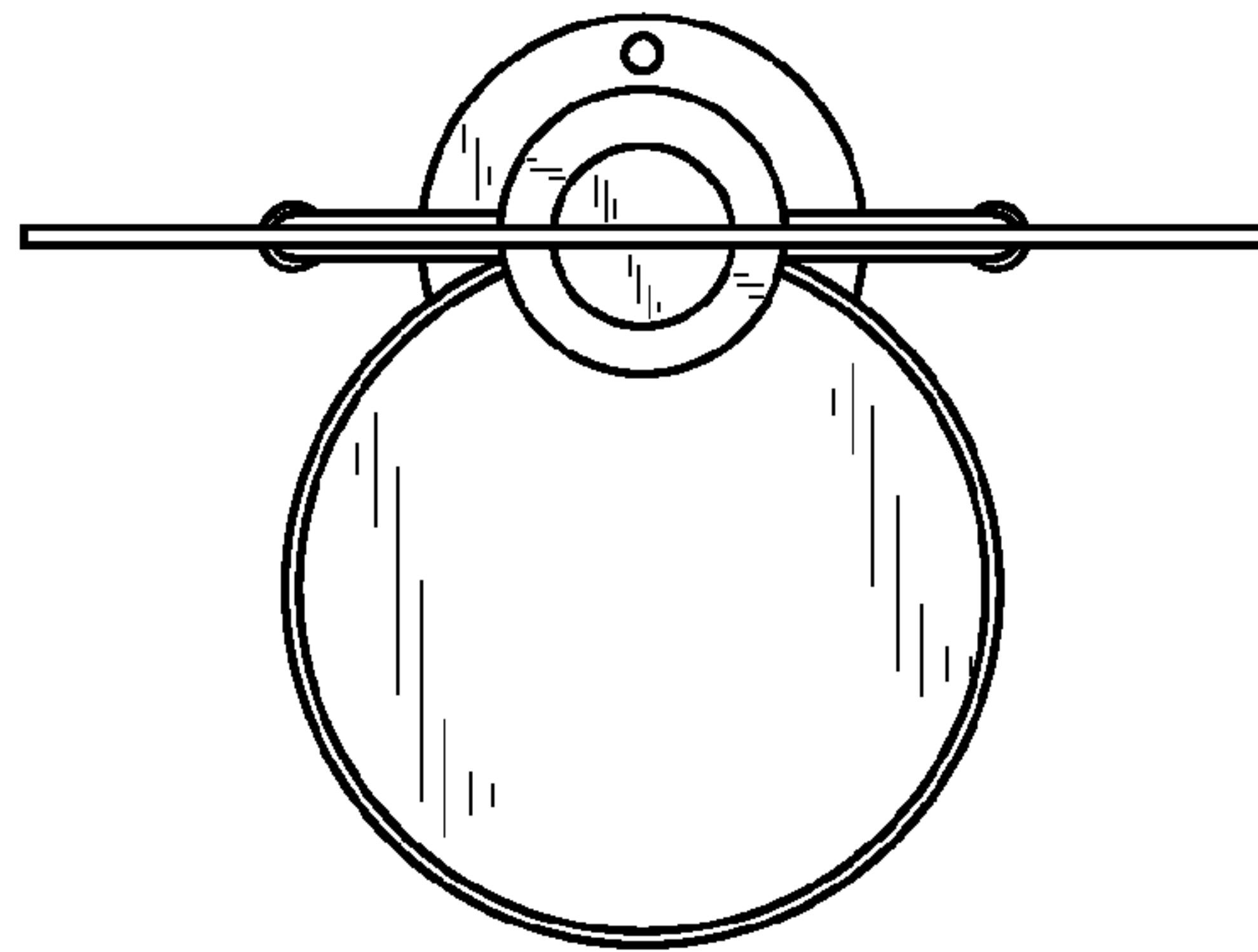


FIG.6

