

US00D565247S

(12) **United States Design Patent**
Kim

(10) **Patent No.:** **US D565,247 S**

(45) **Date of Patent:** **** Mar. 25, 2008**

(54) **DUAL SIDED NAIL FILE**

(75) Inventor: **David Kim**, Los Angeles, CA (US)

(73) Assignee: **American International Industries**,
Los Angeles, CA (US)

(**) Term: **14 Years**

(21) Appl. No.: **29/272,490**

(22) Filed: **Feb. 7, 2007**

(51) **LOC (8) Cl.** **28-03**

(52) **U.S. Cl.** **D28/62; D8/107**

(58) **Field of Classification Search** D8/94,
D8/83, 300, 303, 107; D28/56, 57, 59, 62;
132/73, 73.5, 75, 75.3, 75.4, 75.5, 75.6, 76.2;
606/131; 30/26-29, 186; D24/147
See application file for complete search history.

(56) **References Cited**

U.S. PATENT DOCUMENTS

D355,831 S *	2/1995	Hull et al.	D8/107
D408,218 S *	4/1999	Thomas	D8/107
D419,724 S *	1/2000	Chang	D28/59
D431,096 S *	9/2000	Rieser	D28/59
D442,741 S *	5/2001	Rieser	D28/59
D483,643 S *	12/2003	Chien	D8/107
D530,584 S *	10/2006	Norton et al.	D8/107

* cited by examiner

Primary Examiner—Jennifer Rivard

(74) *Attorney, Agent, or Firm*—Christie, Parker & Hale, LLP.

(57) **CLAIM**

The ornamental design for a dual sided nail file, as shown and described.

DESCRIPTION

FIG. 1 is a perspective view showing my new dual sided nail file design;

FIG. 2 is a top view showing my new dual sided nail file design;

FIG. 3 is a side view showing my new dual sided nail file design;

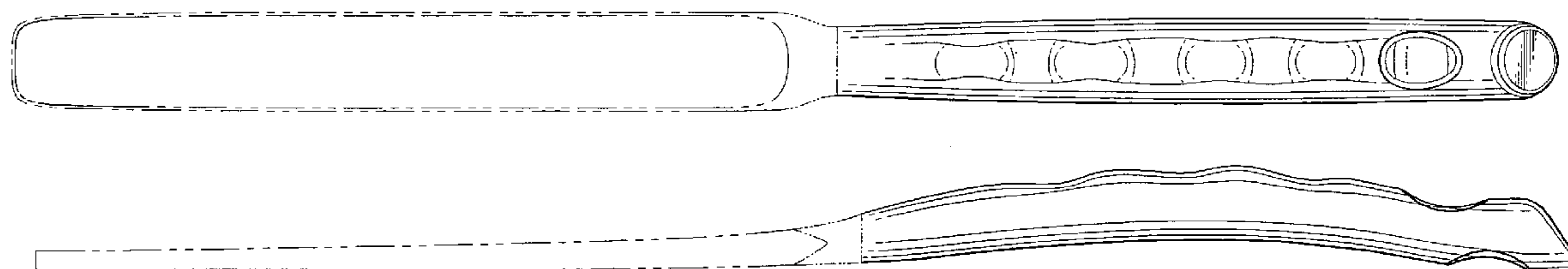
FIG. 4 is a bottom view showing my new dual sided nail file design;

FIG. 5 is a front end view my new dual sided nail file design; and,

FIG. 6 is a rear end view showing my new dual sided nail file design.

The broken lines immediately adjacent the shaded areas represent the bounds of the claim and all other broken lines are for illustrative purposes only. None of the broken lines form a part of the claimed design.

1 Claim, 2 Drawing Sheets



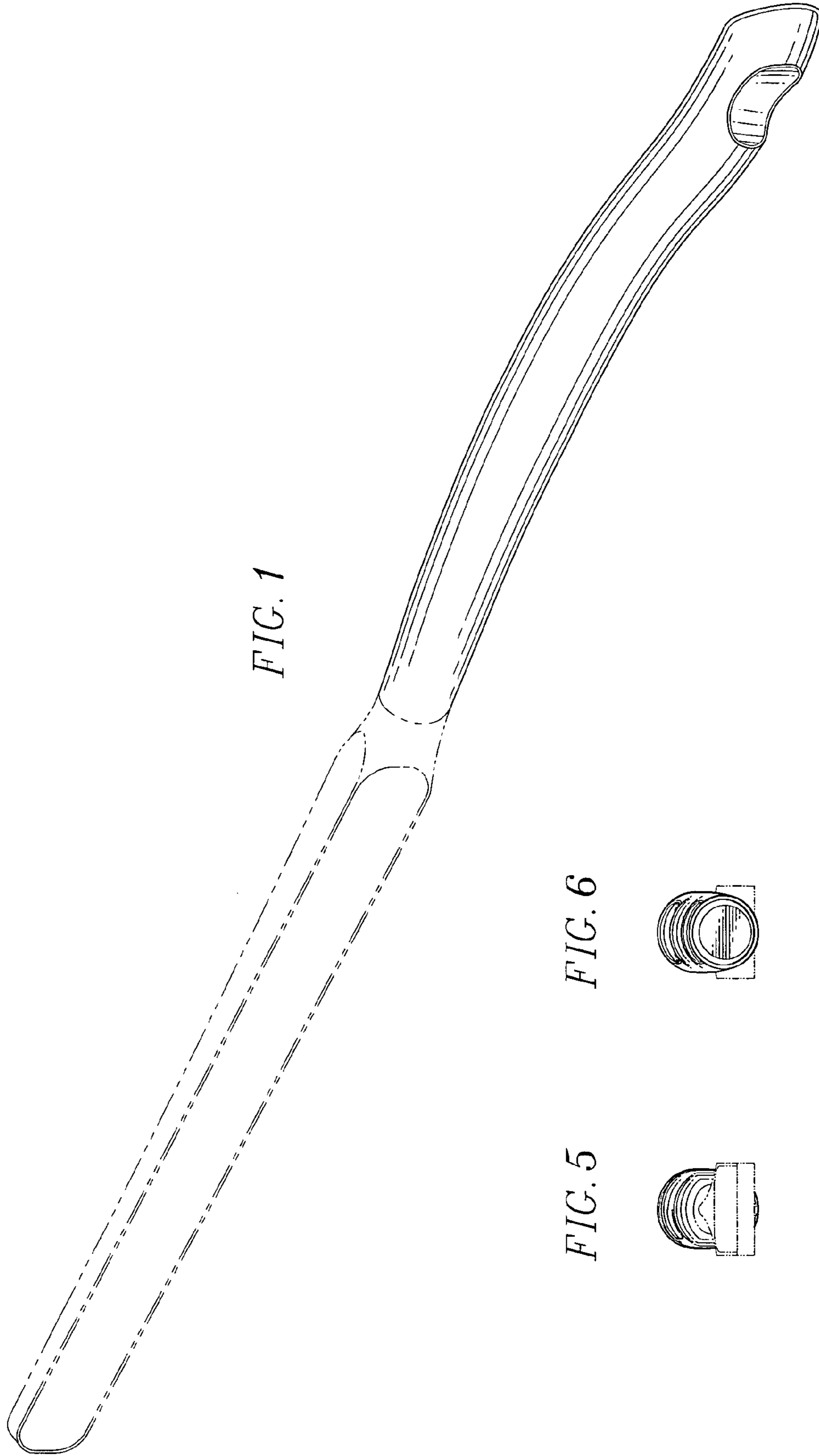


FIG. 1

FIG. 6

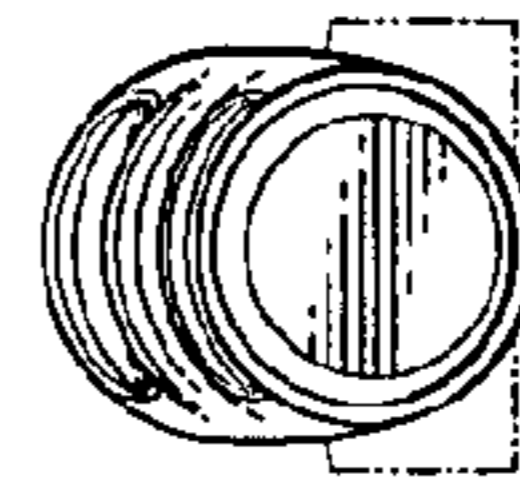


FIG. 5

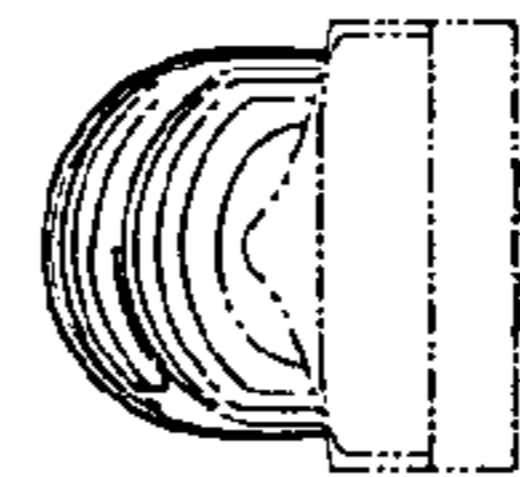


FIG. 2

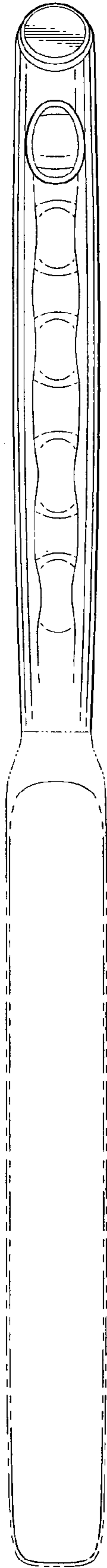


FIG. 3



FIG. 4

