



US00D565242S

(12) **United States Design Patent**
Wiedemann

(10) **Patent No.:** **US D565,242 S**
(45) **Date of Patent:** **** Mar. 25, 2008**

(54) **TABLET**

(75) Inventor: **Ralf Wiedemann**, Ludwigshafen (DE)

(73) Assignee: **Reckitt Benckiser N.V.**, Hoofddorp (NL)

(**) Term: **14 Years**

(21) Appl. No.: **29/253,294**

(22) Filed: **Feb. 3, 2006**

(30) **Foreign Application Priority Data**

Aug. 3, 2005 (EM) 000382197-0016

(51) **LOC (8) Cl.** **28-02**

(52) **U.S. Cl.** **D28/8.1**

(58) **Field of Classification Search** 510/440-442,
510/445-450, 221, 224, 225, 147, 294, 439;
D28/4, 8.1, 8.2; D24/101-104

See application file for complete search history.

(56) **References Cited**

U.S. PATENT DOCUMENTS

- D442,738 S * 5/2001 Friesenhahn D28/8.1
- D447,836 S * 9/2001 Beaujean D28/8.1
- D486,733 S * 2/2004 Murning et al. D9/432
- D524,479 S * 7/2006 Bourgoïn et al. D28/8.1

D535,783 S * 1/2007 Jekel et al. D28/8.1
2005/0202992 A1 * 9/2005 Portabales et al. 510/446

* cited by examiner

Primary Examiner—Jennifer Rivard

(57) **CLAIM**

The ornamental design for a tablet, as shown and described.

DESCRIPTION

FIG. 1 is a perspective view of the top and two sides of my tablet design;

FIG. 2 is a plan view of the top of my tablet according to the embodiment of FIG. 1;

FIG. 3 is a plan view of the bottom of my tablet according to the embodiment of FIG. 1;

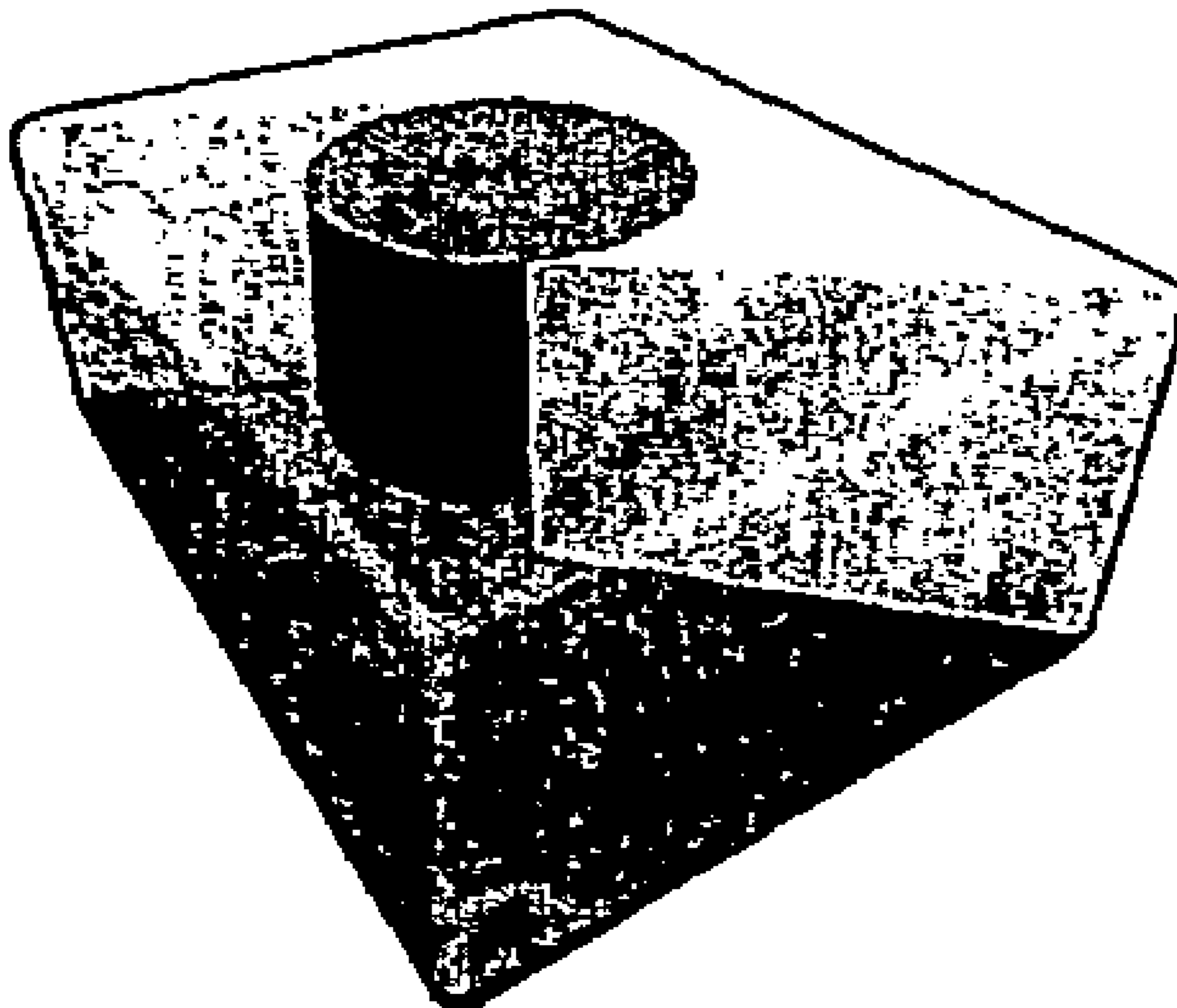
FIG. 4 is an elevation view of a first side of my tablet according to the embodiment of FIG. 1;

FIG. 5 is an elevation view of a second side of my tablet according to the embodiment of FIG. 1;

FIG. 6 is an elevation view of a third side of my tablet according to the embodiment of FIG. 1; and,

FIG. 7 is an elevation view of a fourth side of my tablet according to the embodiment of FIG. 1.

1 Claim, 1 Drawing Sheet



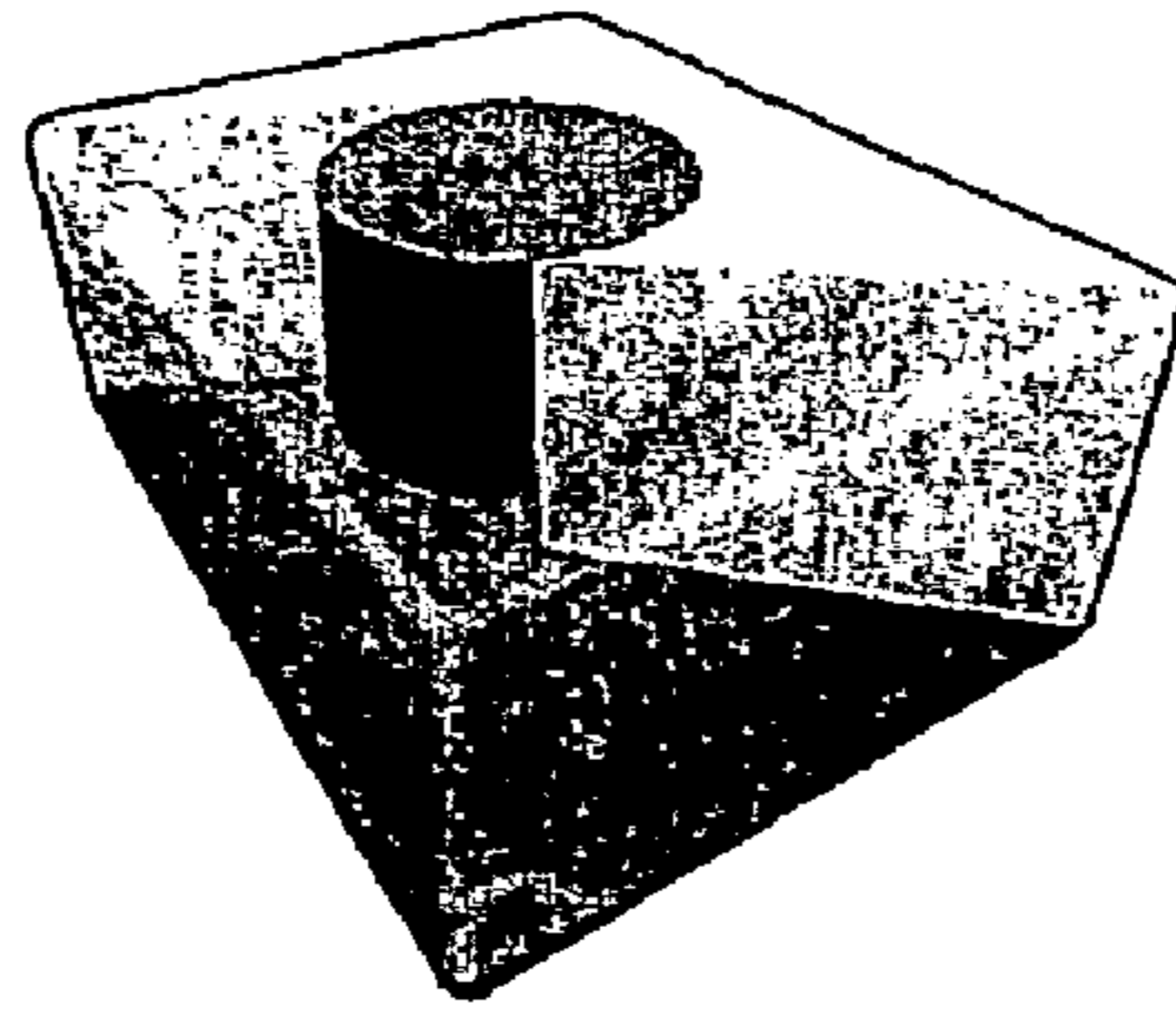


Fig.1.




Fig.2.




Fig.3.



Fig.4.



Fig.5.




Fig.6.




Fig.7.