

US00D565221S

(12) **United States Design Patent**
Pan

(10) **Patent No.:** **US D565,221 S**
(45) **Date of Patent:** **** Mar. 25, 2008**

(54) **CEILING FAN LIGHT UNIT**
(75) Inventor: **Peter Pan**, Shetzu (TW)
(73) Assignee: **Air Cool Industrial Co., Ltd.**,
Taichung (TW)
(**) Term: **14 Years**
(21) Appl. No.: **29/291,324**
(22) Filed: **Aug. 22, 2007**
(51) **LOC (8) Cl.** **26-05**
(52) **U.S. Cl.** **D26/59**
(58) **Field of Classification Search** D23/411,
D23/377, 379, 385; D26/59, 51, 72, 81-86,
D26/88; 416/5; 362/96
See application file for complete search history.

D483,849 S 12/2003 Tai
D483,850 S 12/2003 Tai
D484,269 S * 12/2003 Hsu D26/85
D484,588 S 12/2003 Tai
D484,969 S 1/2004 Tai
D485,344 S 1/2004 Tai
D485,609 S 1/2004 Tai
D485,611 S 1/2004 Tai
D485,897 S 1/2004 Tai
D490,888 S 6/2004 Tai
D494,705 S 8/2004 Tai
D501,578 S 2/2005 Tai
D503,472 S 3/2005 Tai
D503,473 S 3/2005 Tai

(Continued)

(56) **References Cited**
U.S. PATENT DOCUMENTS

5,508,484 A 4/1996 Chen
D396,530 S 7/1998 Tai
D401,322 S * 11/1998 Liu D23/411
D404,808 S 1/1999 Tai
D404,809 S 1/1999 Tai
D405,878 S 2/1999 Tai
D408,073 S 4/1999 Tai
D408,074 S 4/1999 Tai
D408,516 S 4/1999 Tai
D409,297 S 5/1999 Tai
D415,303 S * 10/1999 Lin D26/85
6,059,531 A 5/2000 Tai
6,135,618 A 10/2000 Tai
6,259,025 B1 7/2001 Tai
6,379,116 B1 4/2002 Tai
D457,947 S 5/2002 Tai
6,392,146 B1 5/2002 Tai
D458,675 S 6/2002 Tai
D478,381 S 8/2003 Tai
D483,463 S 12/2003 Tai
D483,464 S 12/2003 Tai
D483,465 S 12/2003 Tai
D483,847 S 12/2003 Tai
D483,848 S 12/2003 Tai

Primary Examiner—Lisa Lichtenstein
(74) *Attorney, Agent, or Firm*—Morrison & Foerster LLP

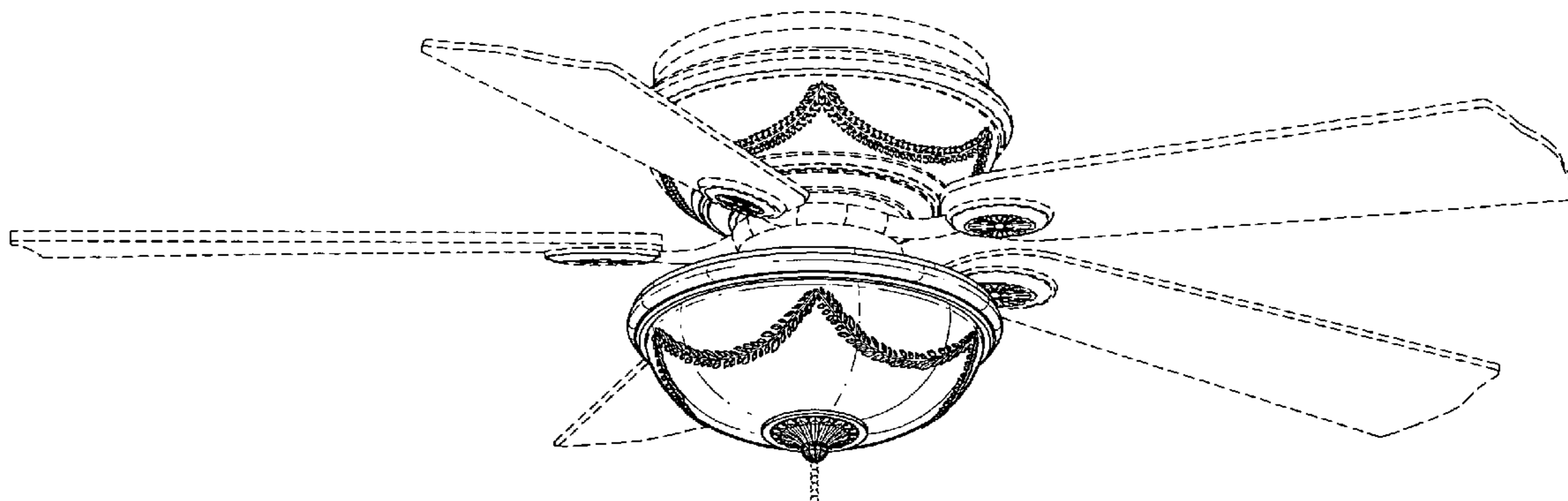
(57) **CLAIM**

The ornamental design for a ceiling fan light unit, as shown and described.

DESCRIPTION

FIG. 1 as a perspective view of a ceiling fan light unit shown in use;
FIG. 2 is an enlarged side view of a light unit in accordance with the present invention;
FIG. 3 is an enlarged perspective view of the light unit in accordance with the present invention; and,
FIG. 4 is an enlarged bottom view of the light unit in accordance with the present invention.
The broken line showing of a ceiling fan is included for the purpose of illustrating environmental structure and forms no part of the claimed design.

1 Claim, 4 Drawing Sheets



US D565,221 S

Page 2

U.S. PATENT DOCUMENTS

D503,474 S	3/2005	Tai	D536,466 S	2/2007	Pan	
D503,475 S	3/2005	Tai	D539,896 S	4/2007	Pan	
D503,476 S	3/2005	Tai	D541,409 S	4/2007	Ertze	
D503,795 S	4/2005	Tai	D541,410 S	4/2007	Ertze	
D504,173 S	4/2005	Cohen	D543,268 S	5/2007	Ertze	
D505,197 S	5/2005	Tai	D543,302 S	5/2007	Ertze	
D505,724 S	5/2005	Tai	D545,422 S	6/2007	Glasbrenner	
D507,644 S	7/2005	Tai	D546,439 S	7/2007	Glasbrenner	
D507,830 S	7/2005	Pan	D546,936 S	7/2007	Ertze	
D530,811 S	10/2006	Ertze	D547,433 S *	7/2007	Wang	D23/411
D531,722 S	11/2006	Ertze	D547,435 S	7/2007	Lee	
D532,901 S	11/2006	Ertze	D547,857 S	7/2007	Lee	
D533,267 S	12/2006	Pan				

* cited by examiner

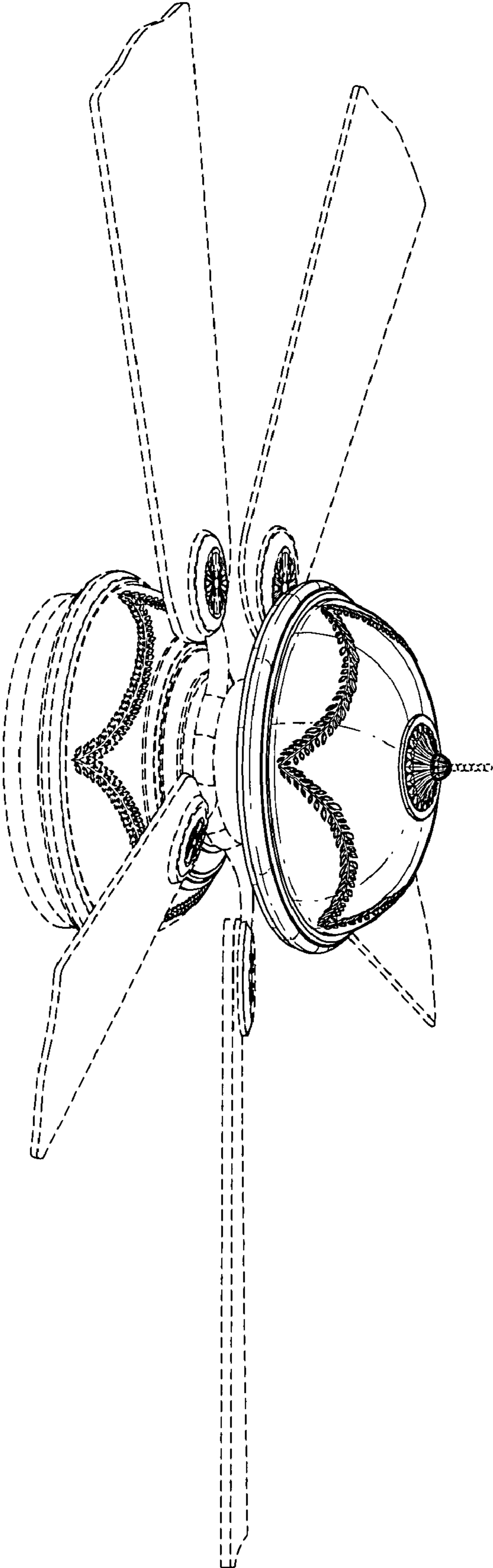


FIG. 1

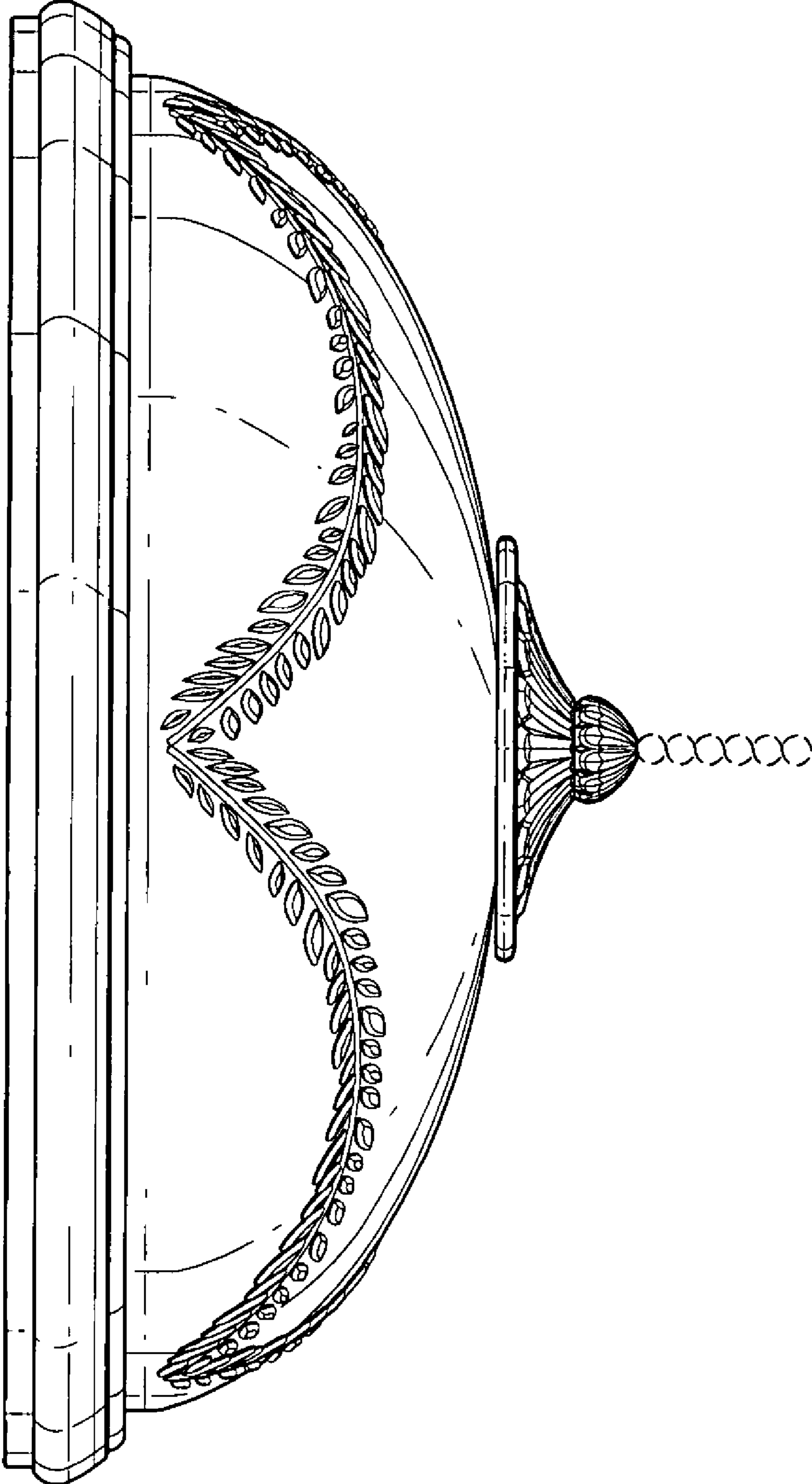


FIG. 2

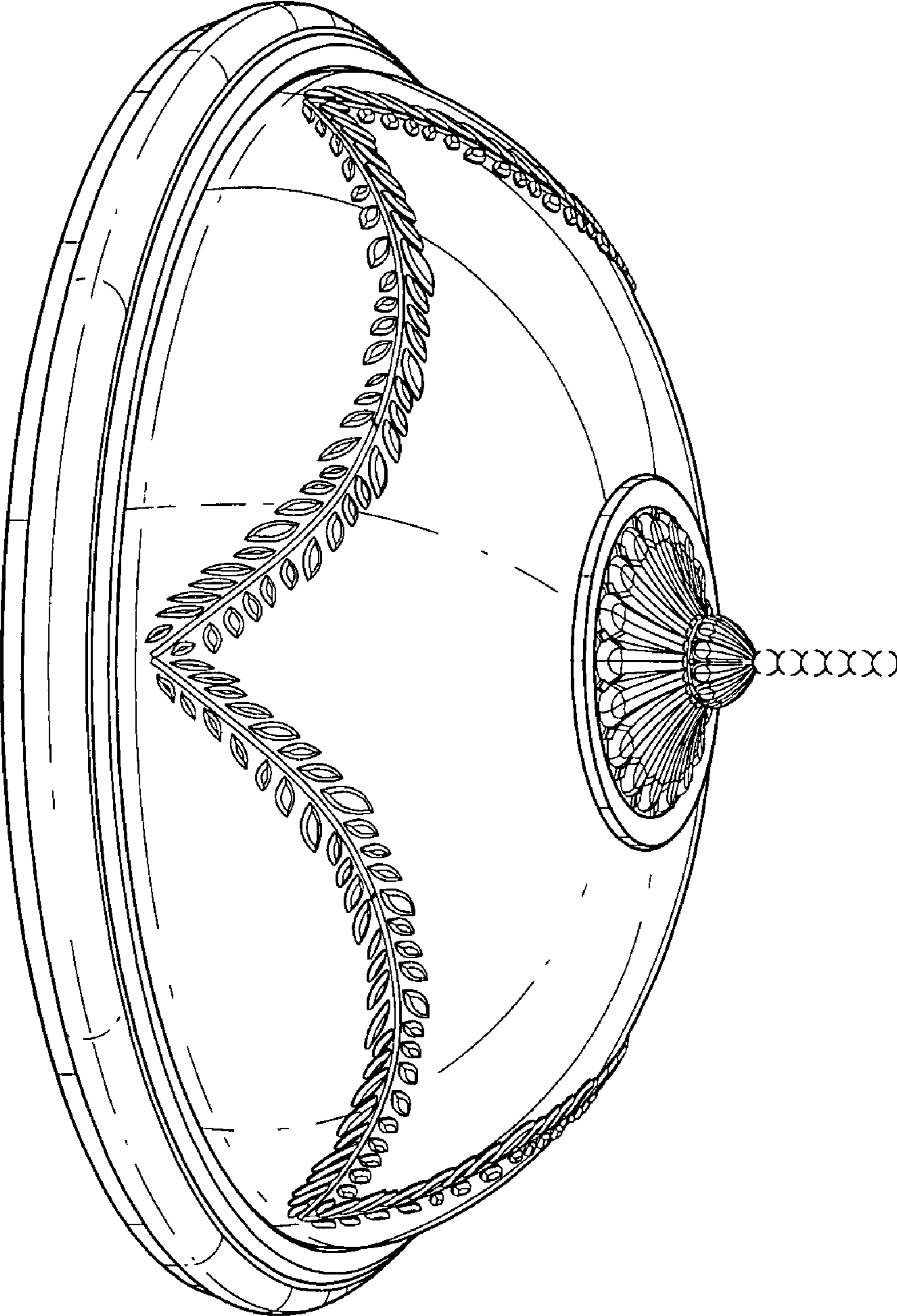


FIG. 3

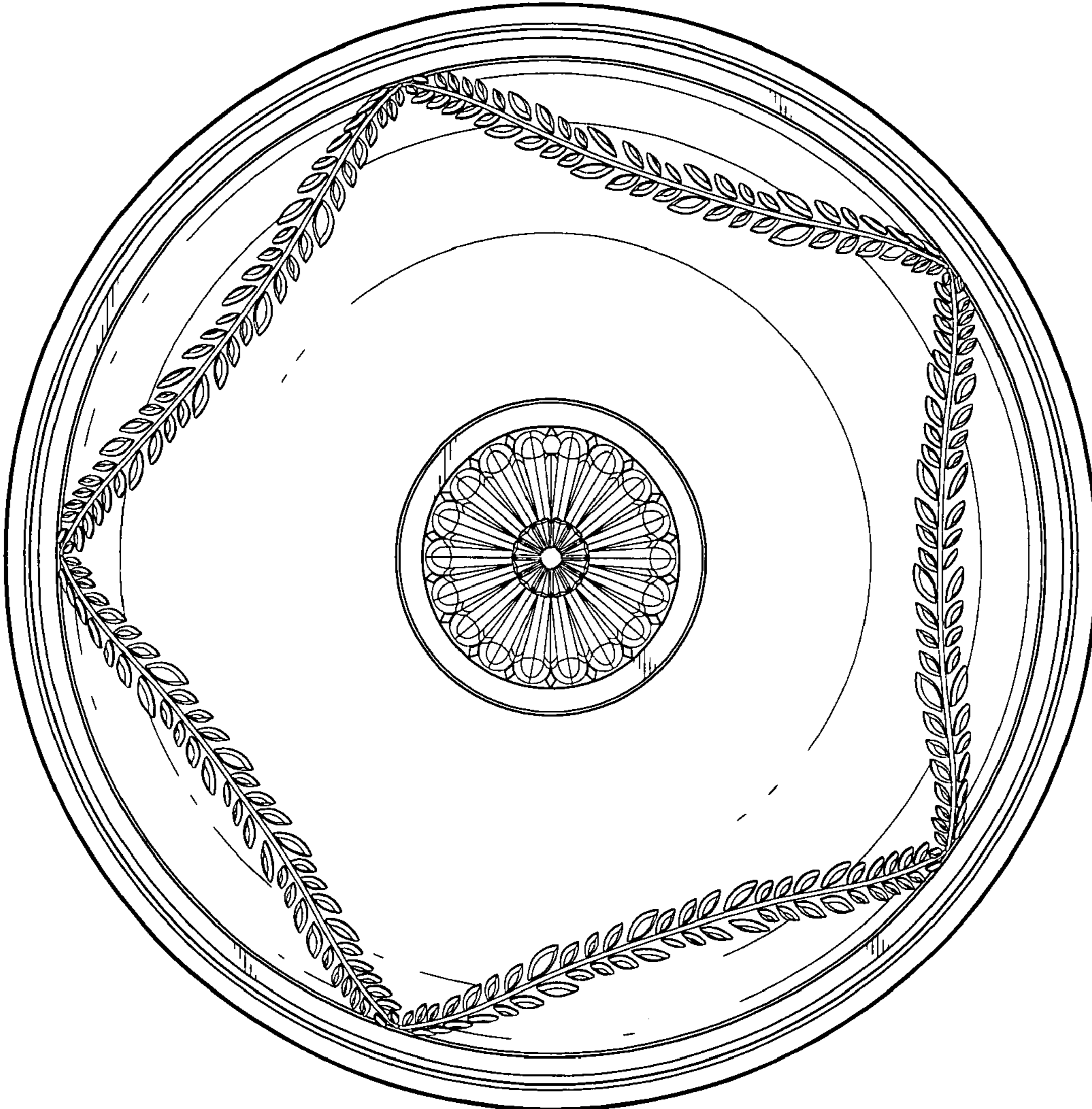


FIG. 4