



US00D565193S

(12) **United States Design Patent**
Price

(10) **Patent No.:** **US D565,193 S**

(45) **Date of Patent:** **** Mar. 25, 2008**

(54) **UNIT DOSE VIAL**

D517,207 S * 3/2006 Poynter D24/115
D547,860 S * 7/2007 Zahn et al. D24/115

(76) Inventor: **Jeff Price**, 4121 SW. 34th St., Orlando,
FL (US) 32811

* cited by examiner

(**) Term: **14 Years**

Primary Examiner—Louis S. Zarfes

Assistant Examiner—Anhdao Doan

(21) Appl. No.: **29/249,407**

(74) *Attorney, Agent, or Firm*—Allen, Dyer, Doppelt,
Milbrath & Gilchrist, P.A.

(22) Filed: **Oct. 5, 2006**

(57) **CLAIM**

(51) **LOC (8) Cl.** **24-01**

The ornamental design for a unit dose vial, as shown and
described.

(52) **U.S. Cl.** **D24/224**

(58) **Field of Classification Search** D24/216–230,
D24/115, 117; D9/696; D10/81; 422/58,
422/102; 222/209, 210, 212; 206/532, 539
See application file for complete search history.

DESCRIPTION

(56) **References Cited**

U.S. PATENT DOCUMENTS

D237,942 S * 12/1975 Walker D24/224
D347,277 S * 5/1994 Snedden D24/224
D362,304 S * 9/1995 Wilson et al. D24/224
D369,212 S * 4/1996 Snell D24/117
6,241,124 B1 * 6/2001 Hoyt 222/143
D492,407 S * 6/2004 Masuda et al. D24/115
6,860,405 B1 * 3/2005 Poynter 222/23

FIG. 1 is a front perspective view of a disposable vial
showing my new design;

FIG. 2 is a front elevation view thereof;

FIG. 3 is a top plan view thereof;

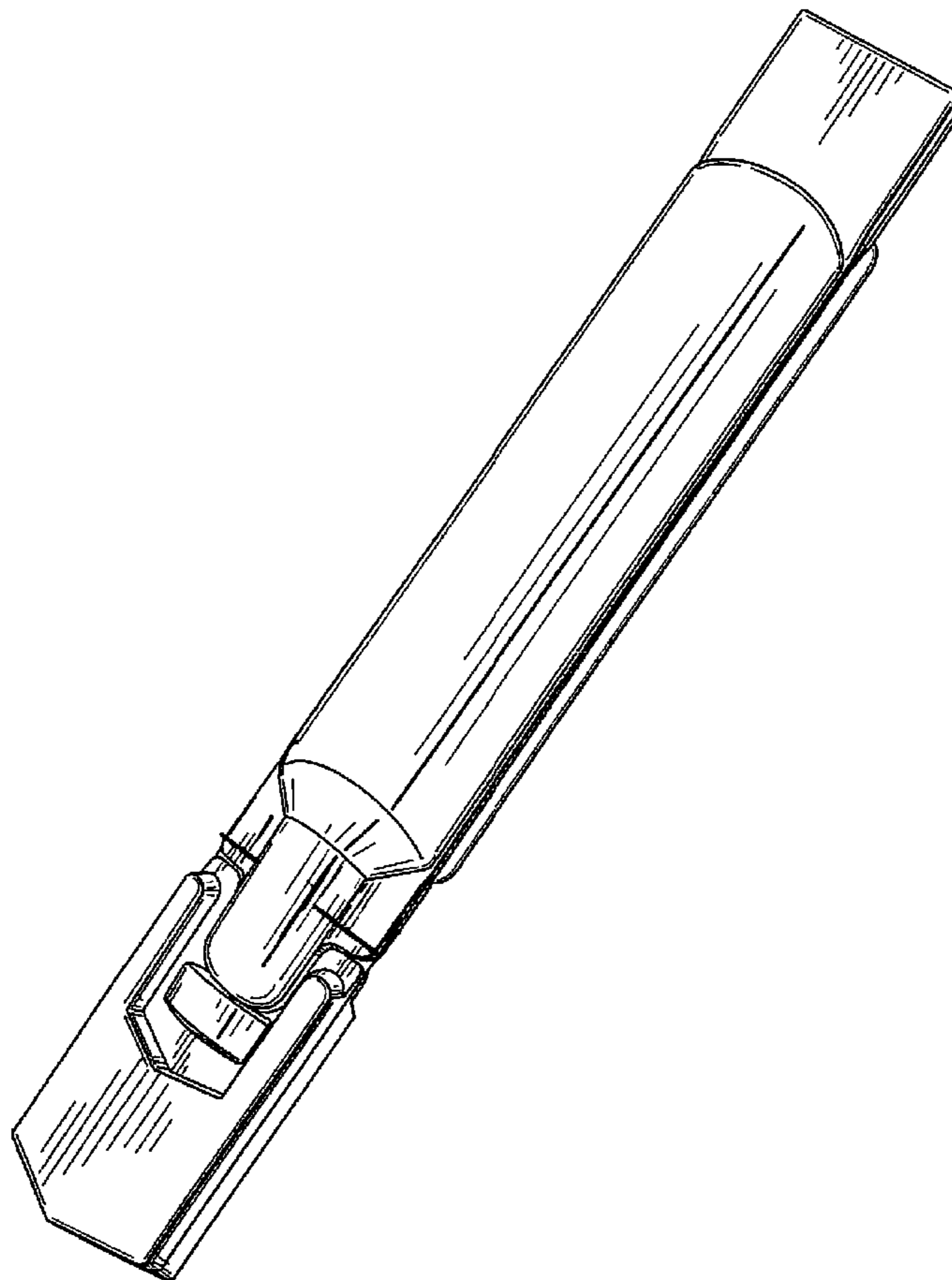
FIG. 4 is a rear elevation view thereof;

FIG. 5 is a bottom plan view thereof;

FIG. 6 is a left side elevation view thereof; and,

FIG. 7 is a right side elevation view thereof.

1 Claim, 4 Drawing Sheets



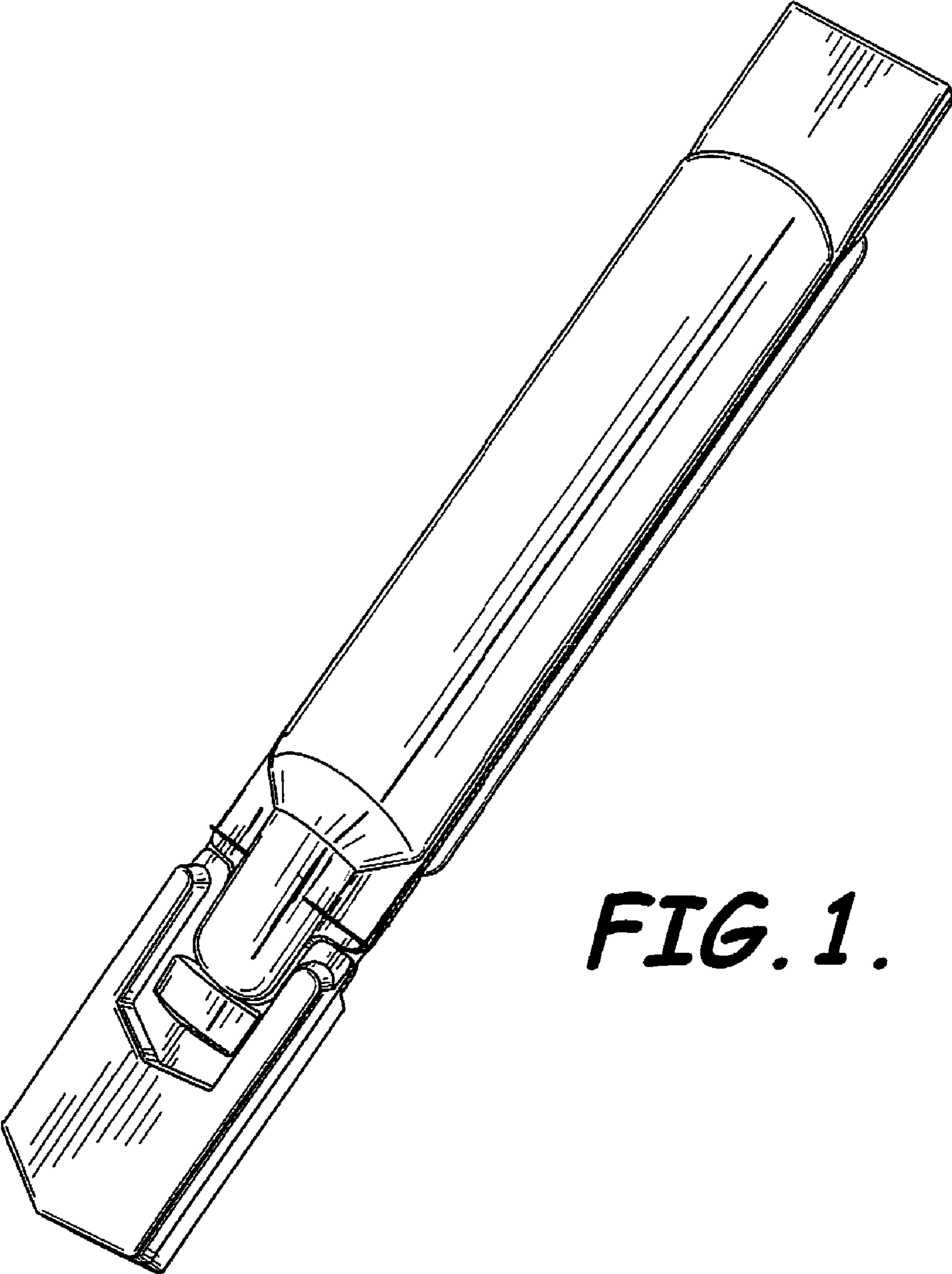


FIG. 1.




FIG. 2.

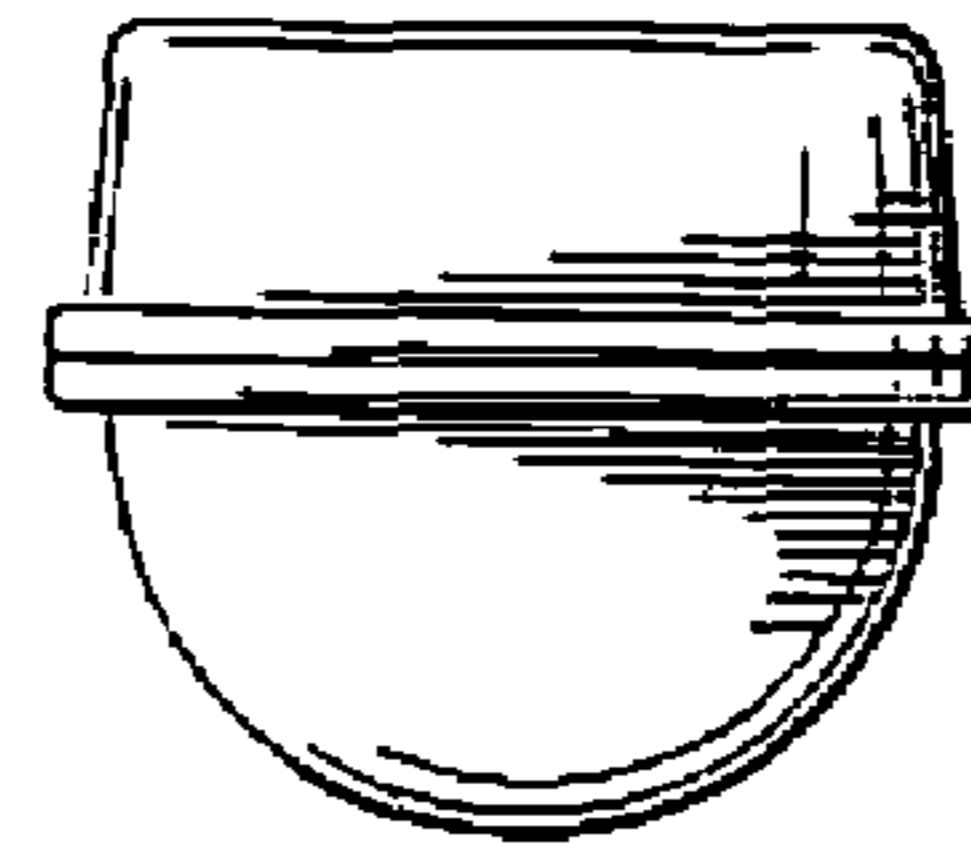


FIG. 3.




FIG. 4.

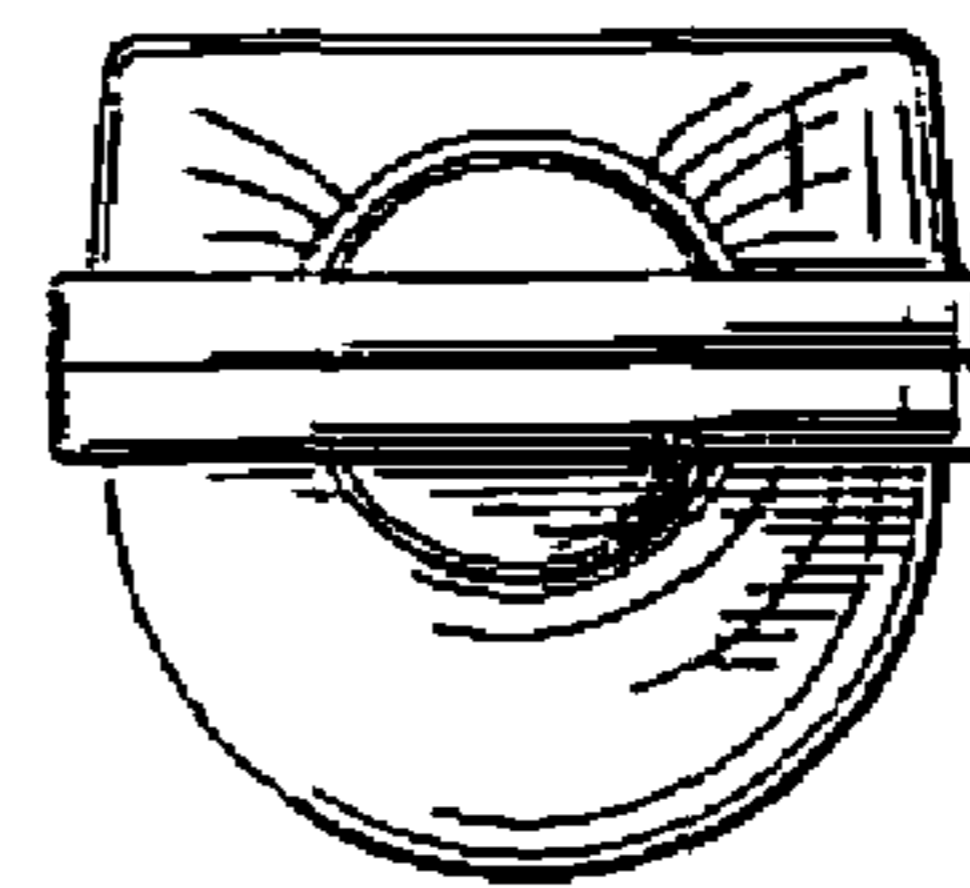


FIG. 5.




FIG. 6.

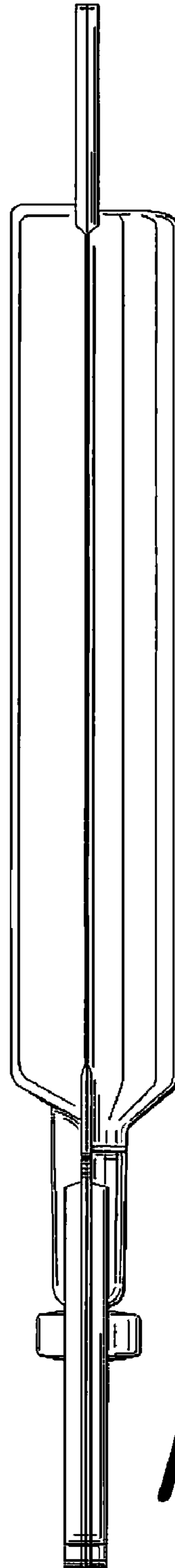


FIG. 7.