

US00D565191S

(12) **United States Design Patent**
Nan

(10) **Patent No.:** **US D565,191 S**
(45) **Date of Patent:** **** Mar. 25, 2008**

(54) **SHIELD FOR A VIBRATOR DEVICE**

D515,703 S * 2/2006 Nan D24/215
D515,704 S * 2/2006 Nan D24/215
D555,797 S * 11/2007 Nan D24/215

(75) Inventor: **Simon Siu Man Nan**, Richmond Hill
(CA)

* cited by examiner

(73) Assignee: **Nanma Manufacturing Co. Ltd.**, Chai
Wan (HK)

Primary Examiner—Ian Simmons
Assistant Examiner—Melanie Levy

(**) Term: **14 Years**

(74) *Attorney, Agent, or Firm*—Peter S. Gilster;
Greensfelder, Hemker & Gale, P.C.

(21) Appl. No.: **29/272,537**

(57) **CLAIM**

(22) Filed: **Feb. 9, 2007**

The ornamental design for a shield for a vibrator device, as shown and described.

(51) **LOC (8) Cl.** **28-03**

(52) **U.S. Cl.** **D24/215; D24/105**

(58) **Field of Classification Search** D24/200,
D24/211, 214, 215, 105; D21/655; 310/50,
310/81; 600/38; 601/84, 72, 94, 70, 69,
601/79, 125, 122, 128; 128/842, 844, 918
See application file for complete search history.

DESCRIPTION

FIG. 1 is a left side view of a shield for a vibrator device, showing my new design.

FIG. 2 is an opposing right side view thereof.

FIG. 3 is a front view of the shield.

FIG. 4 is a back view thereof.

FIG. 5 is a top view thereof; and,

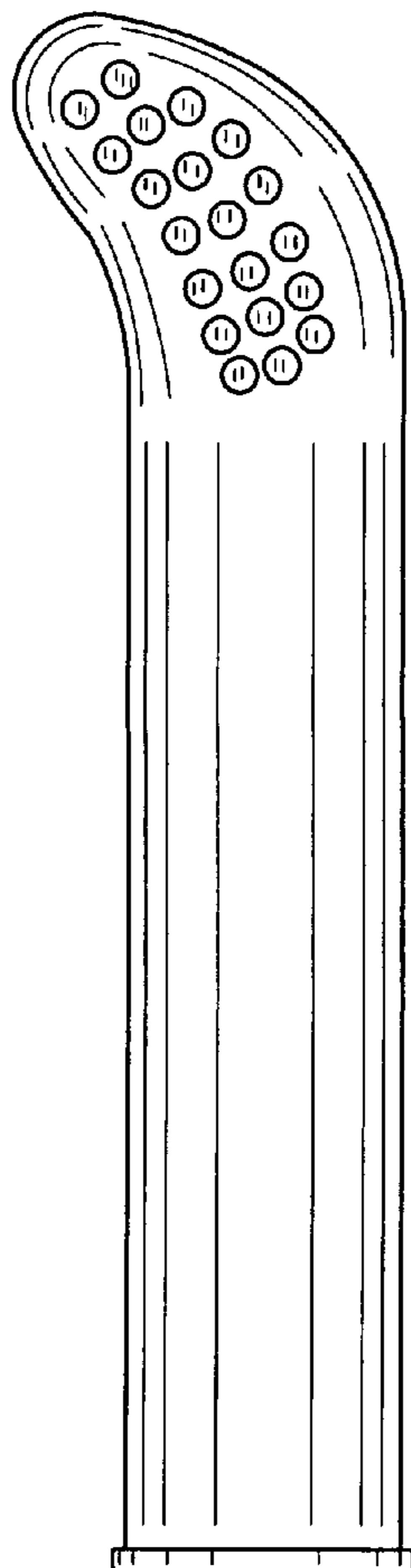
FIG. 6 is a bottom view thereof.

(56) **References Cited**

U.S. PATENT DOCUMENTS

D484,987 S * 1/2004 Nan D24/215
D515,219 S * 2/2006 Nan D24/215

1 Claim, 2 Drawing Sheets



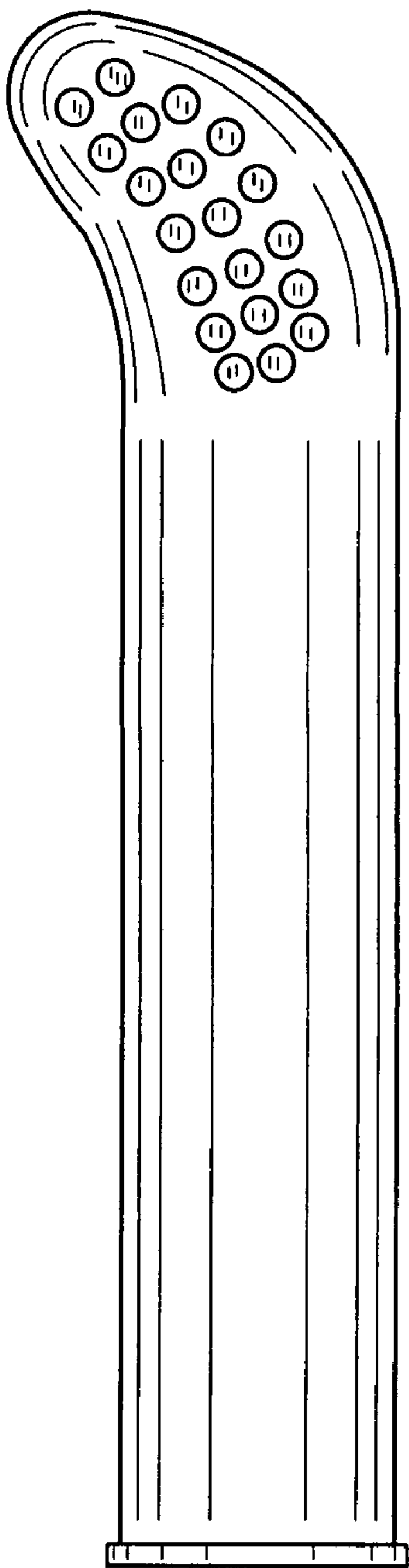


FIG. 1

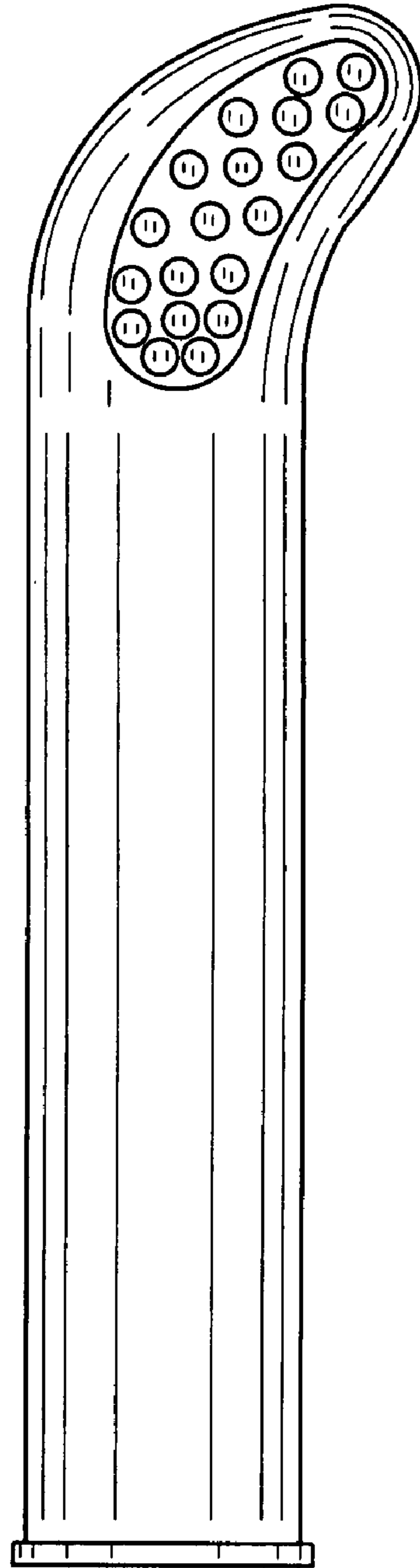


FIG. 2




FIG. 3

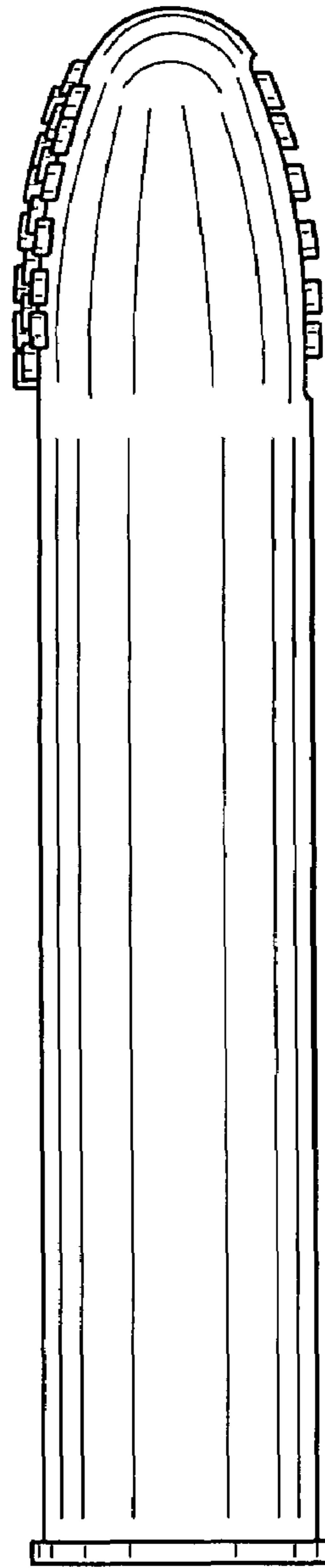


FIG. 4

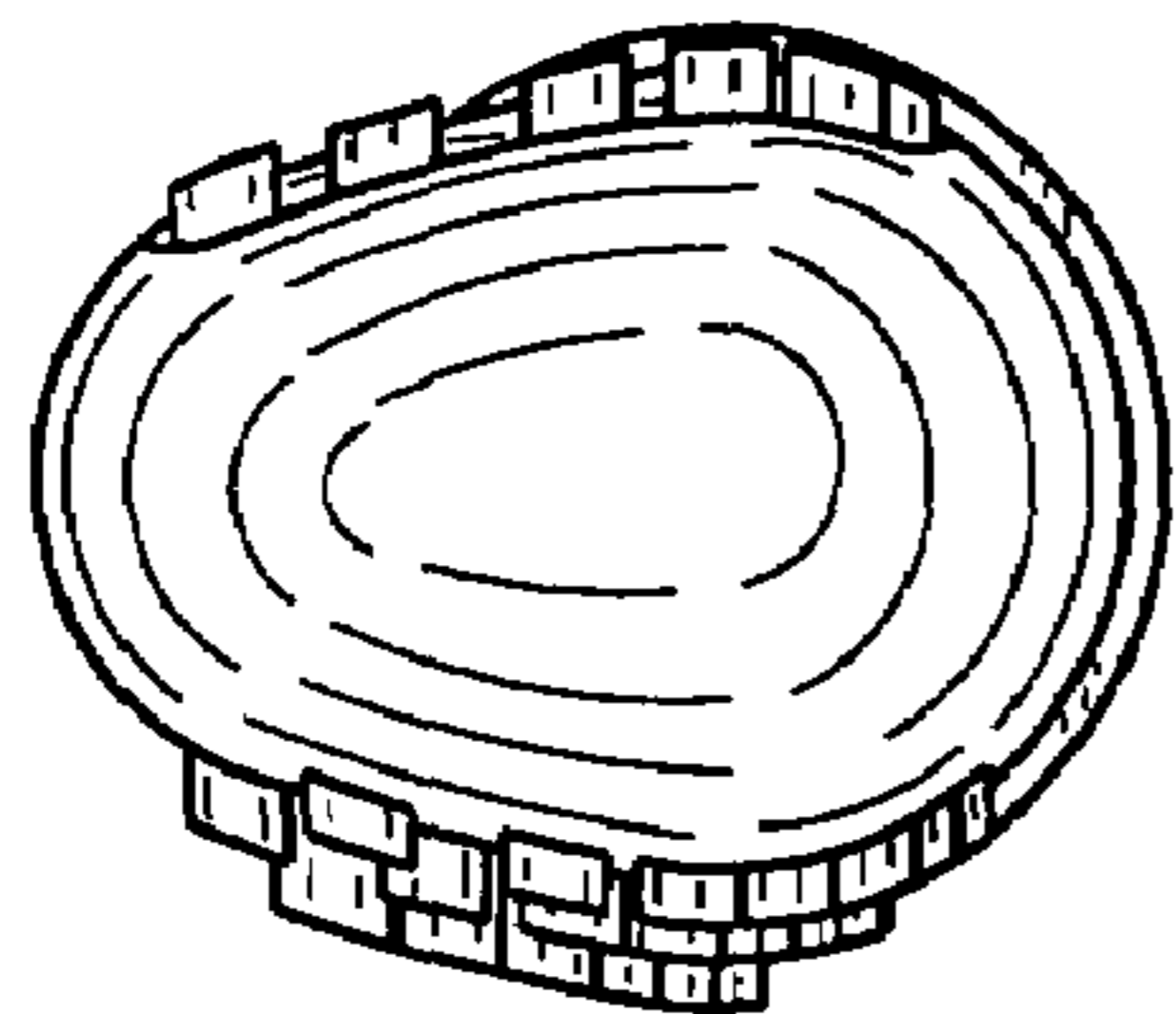


FIG. 5

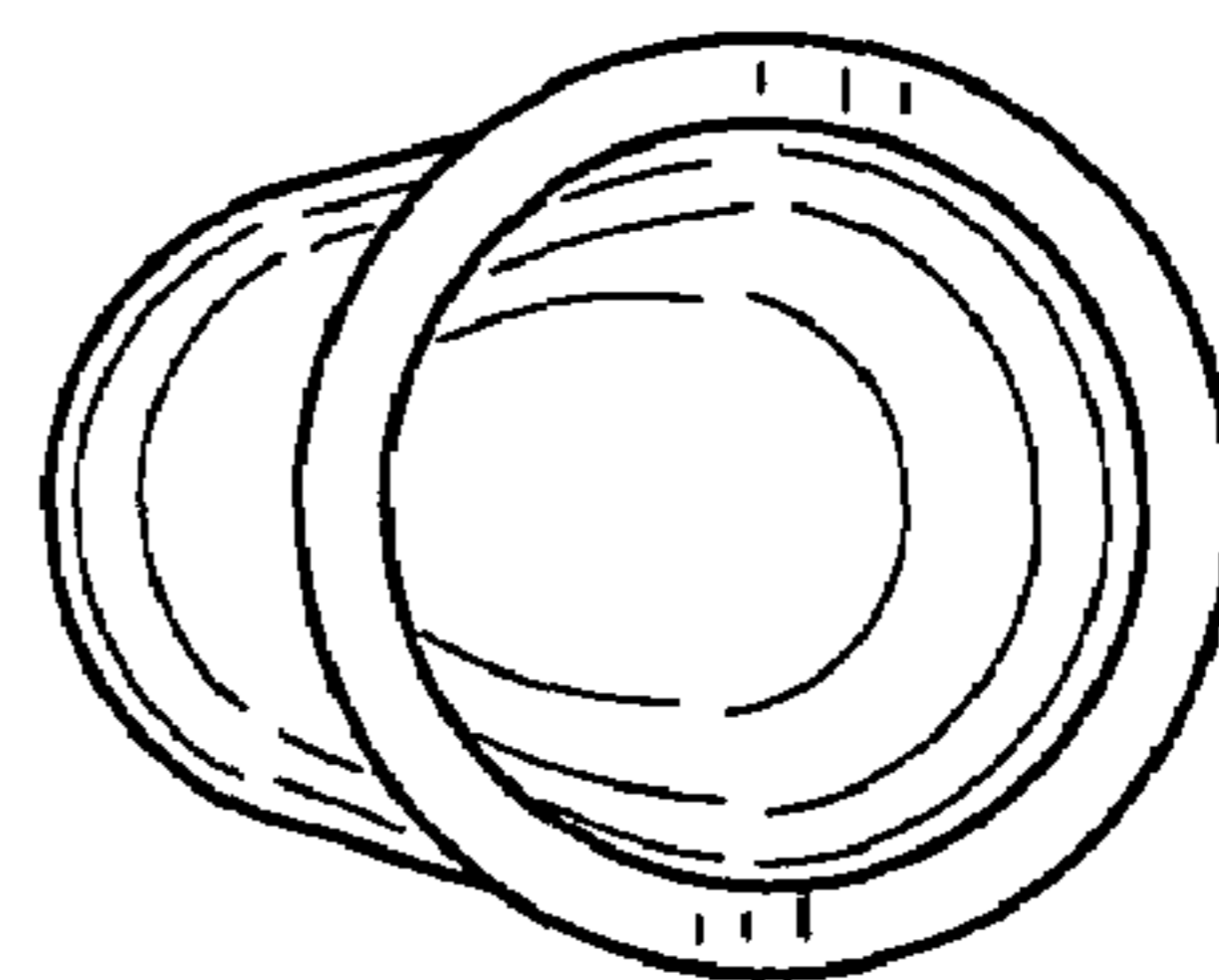


FIG. 6