



US00D565168S

(12) **United States Design Patent**
Hidalgo

(10) **Patent No.:** **US D565,168 S**
(45) **Date of Patent:** **** Mar. 25, 2008**

(54) **CEILING FAN**

(74) *Attorney, Agent, or Firm*—Baker & McKenzie LLP

(75) Inventor: **Rolando Hidalgo**, Orange, CA (US)

(57) **CLAIM**

(73) Assignee: **Minka Lighting, Inc.**, Corona, CA (US)

The ornamental design for a ceiling fan, as shown and described.

(**) Term: **14 Years**

DESCRIPTION

(21) Appl. No.: **29/282,613**

FIG. 1 is a bottom perspective view of a ceiling fan in accordance with my design;

(22) Filed: **Jul. 25, 2007**

FIG. 2 is a reduced top plan view of the ceiling fan in accordance with my design;

(51) **LOC (8) Cl.** **23-04**

FIG. 3 is a reduced bottom plan view of the ceiling fan in accordance with my design;

(52) **U.S. Cl.** **D23/377**

FIG. 4 is an enlarged front elevation view of the ceiling fan in accordance with my design;

(58) **Field of Classification Search** D23/377,
D23/379, 385, 411; 416/5

See application file for complete search history.

FIG. 5 is an enlarged back elevation view of the ceiling fan in accordance with my design; and,

(56) **References Cited**

U.S. PATENT DOCUMENTS

D382,955 S *	8/1997	Liu	D23/411
D392,382 S *	3/1998	Pickett	D23/377
D402,362 S *	12/1998	Pickett	D23/377
D414,258 S *	9/1999	Yao	D23/377
D416,084 S *	11/1999	Johnson	D23/411


FIG. 6 is an enlarged side elevation view of the ceiling fan in accordance with my design, the opposite side being a mirror image of that shown except for the position of the fan blades.

The broken line showing of the light fixture is included for the purpose of illustrating environmental structure and forms no part of the claimed design.

* cited by examiner

Primary Examiner—Lisa P Lichtenstein

1 Claim, 6 Drawing Sheets



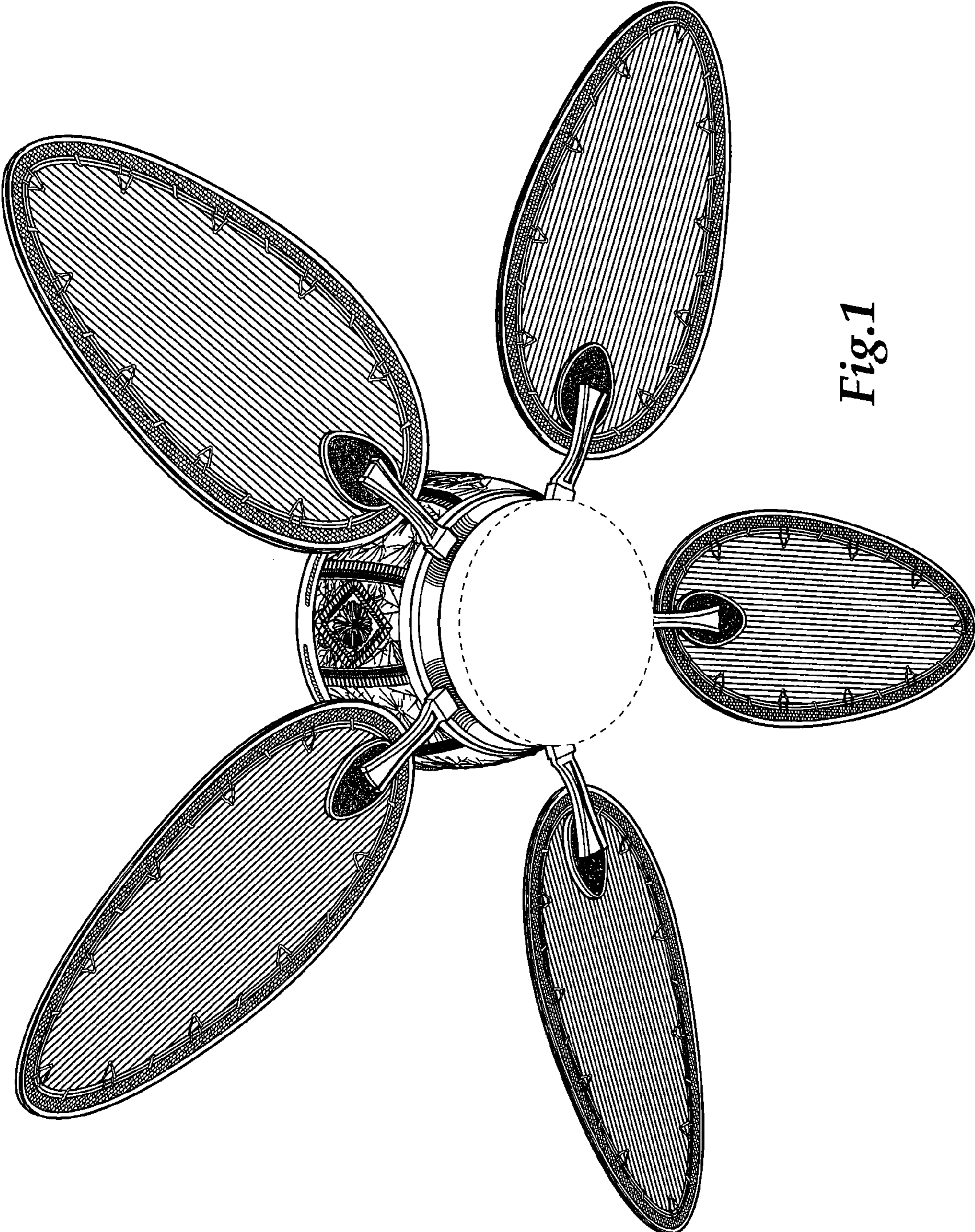


Fig. 1




Fig.2




Fig.3

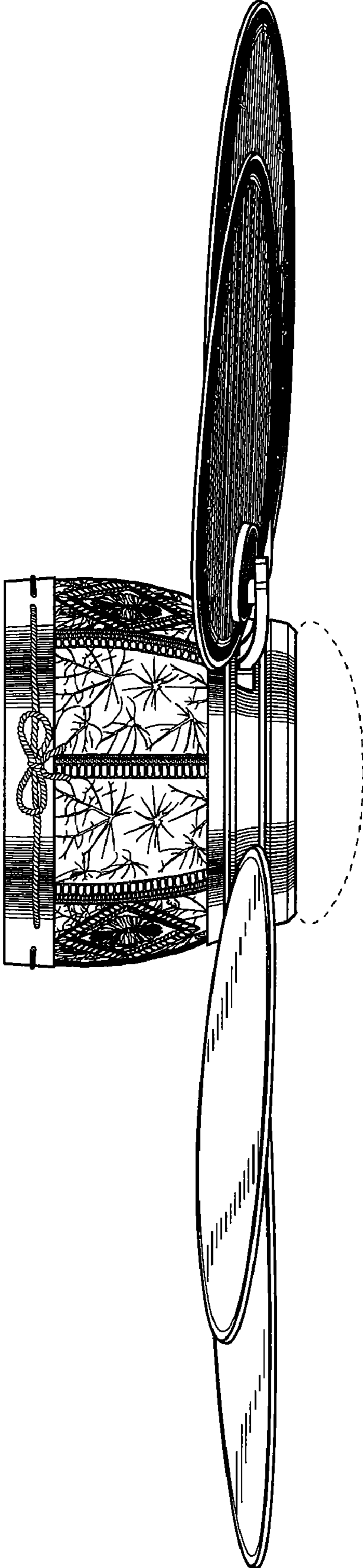


Fig. 4

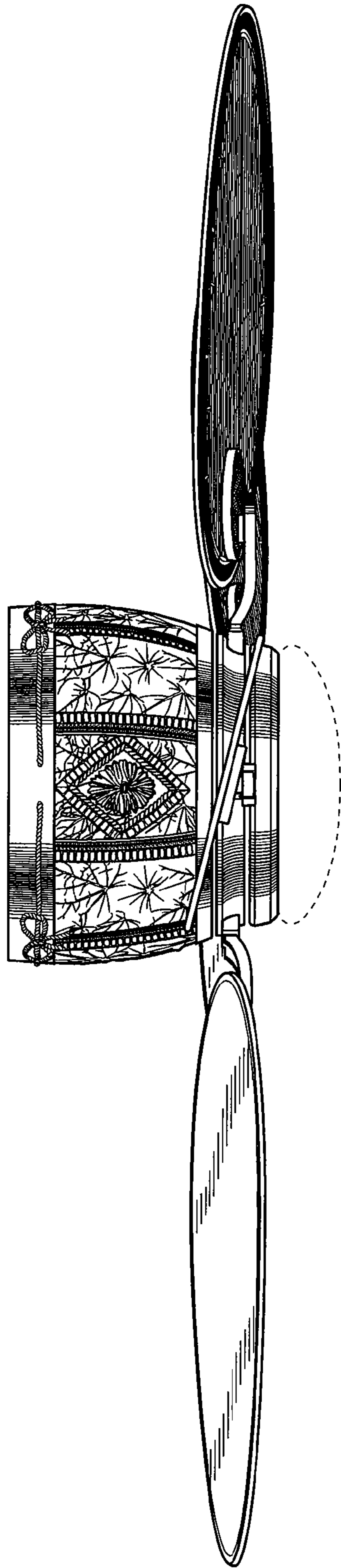


Fig.5

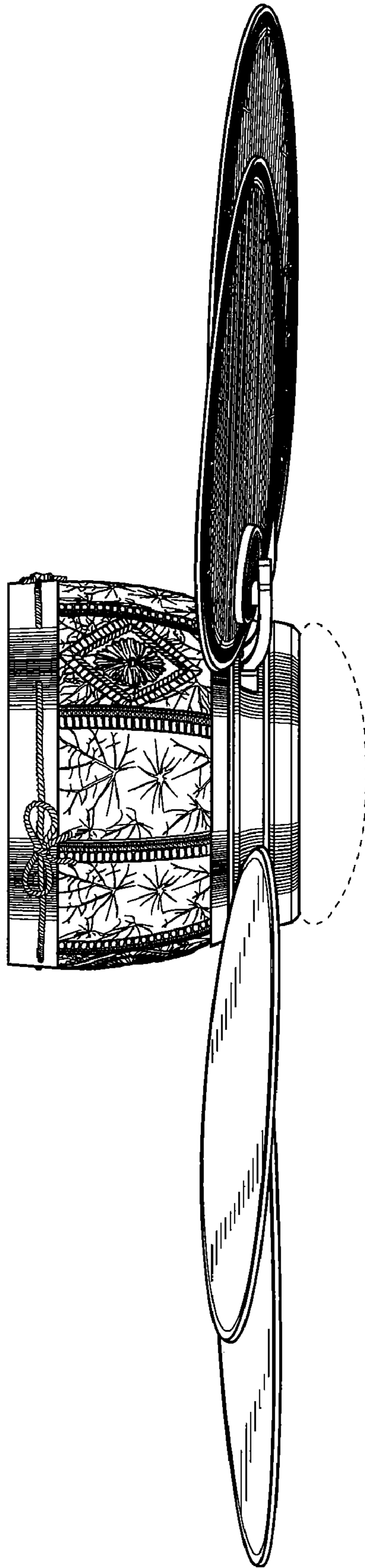


Fig.6