



US00D565136S

(12) **United States Design Patent**
Gies

(10) **Patent No.:** **US D565,136 S**

(45) **Date of Patent:** **** Mar. 25, 2008**

(54) **GOLF TEE**

WO WO 2005058431 A1 * 6/2005
WO WO 2007067687 A2 * 6/2007

(76) Inventor: **Mark C. Gies**, 342 Peakham Rd.,
Sudbury, MA (US) 01776

(**) Term: **14 Years**

(21) Appl. No.: **29/283,779**

(22) Filed: **Aug. 23, 2007**

(51) **LOC (8) Cl.** **21-02**

(52) **U.S. Cl.** **D21/718**

(58) **Field of Classification Search** D21/715-721,
D21/789-796; 473/387-403

See application file for complete search history.

(56) **References Cited**

U.S. PATENT DOCUMENTS

1,638,527	A	*	8/1927	Clausing	473/402
D92,918	S	*	7/1934	Millett	D21/718
2,455,705	A	*	12/1948	Seager	473/402
D197,016	S	*	12/1963	Pearson et al.	D21/718
D200,543	S	*	3/1965	Thomte	D21/718
D315,766	S	*	3/1991	Lemon	D21/718
D393,301	S	*	4/1998	Koskela	D21/718
D511,193	S	*	11/2005	Trawoger	D21/718
D516,146	S	*	2/2006	Iacono et al.	D21/718

FOREIGN PATENT DOCUMENTS

EP 000115811-0002 * 12/2003

OTHER PUBLICATIONS

“Zero Friction Performance Golf Tees”, (one page) retrieved Oct. 23, 2007. Available from: <http://www.zero frictiontees.com/Biodegradable/1.html>.

* cited by examiner

Primary Examiner—Catherine Tuttle

(74) *Attorney, Agent, or Firm*—Hayes Soloway PC

(57) **CLAIM**

I claim the ornamental design for a golf tee, as shown and described.

DESCRIPTION

FIG. 1 is a perspective view showing my new design for a golf tee;

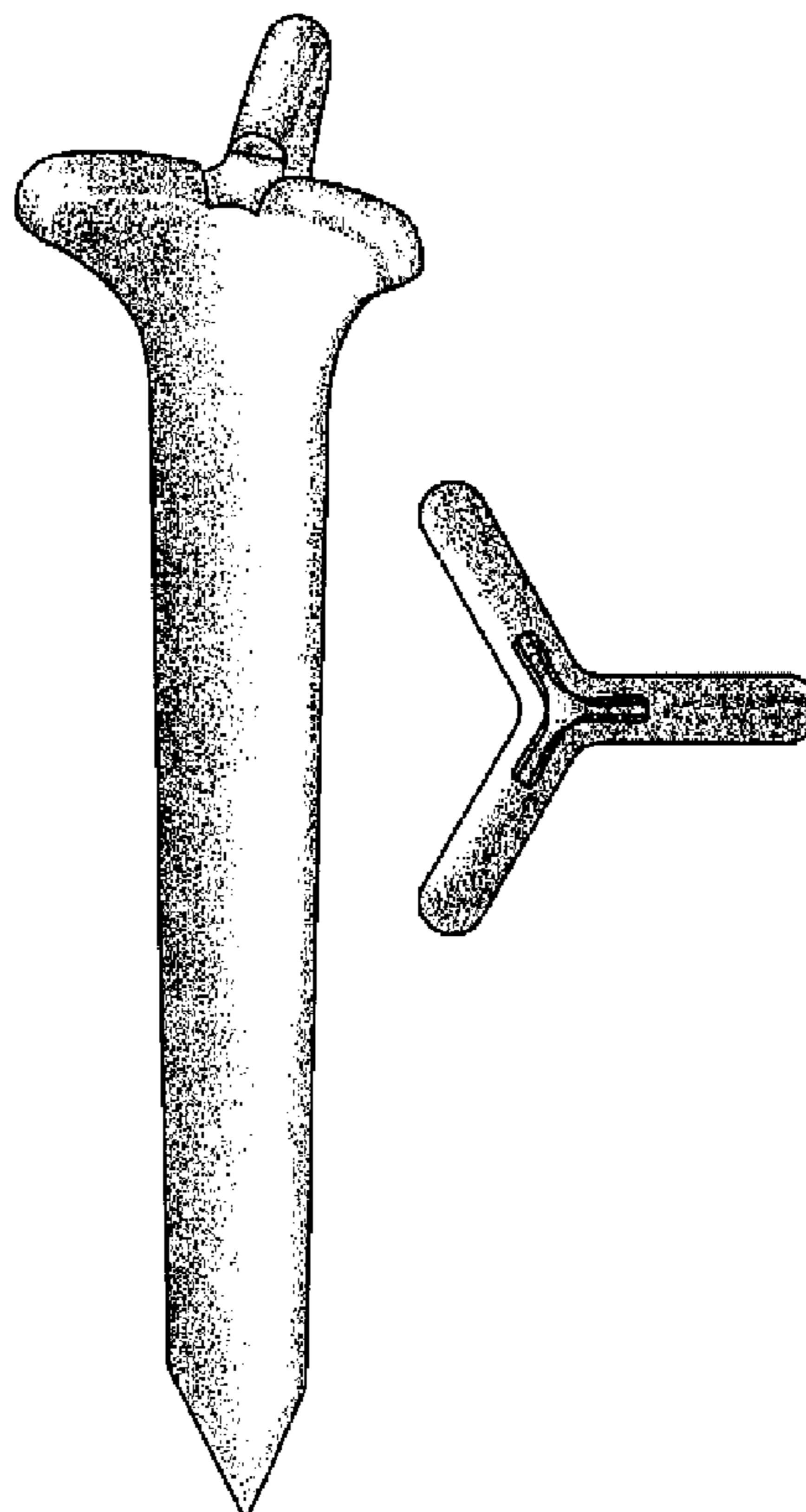
FIG. 2 is a front view thereof;

FIG. 3 is a top view thereof;

FIG. 4 is a bottom view thereof; and,

FIG. 5 is a back view thereof.

1 Claim, 5 Drawing Sheets






FIG. 1




FIG. 2

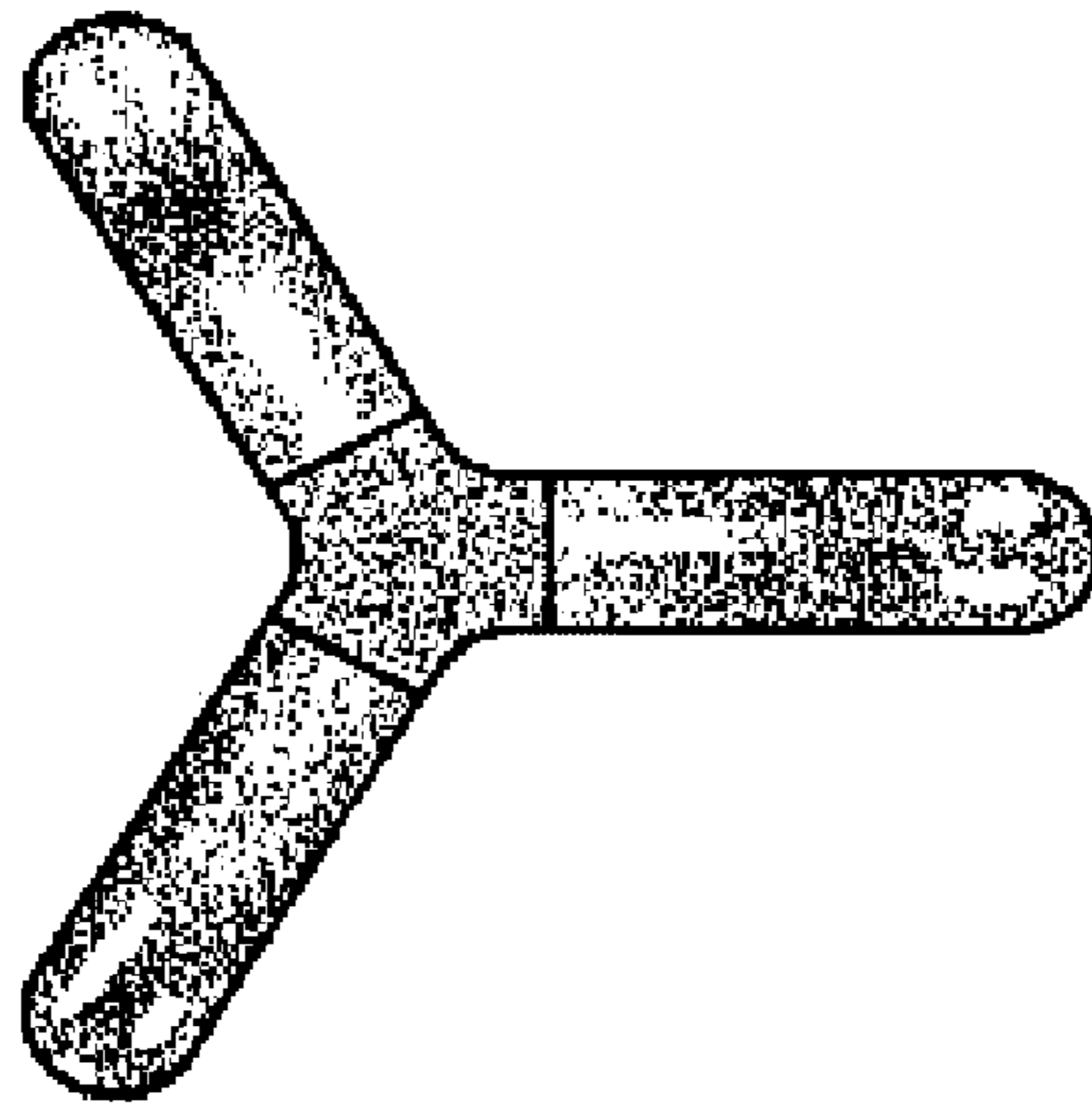


FIG. 3

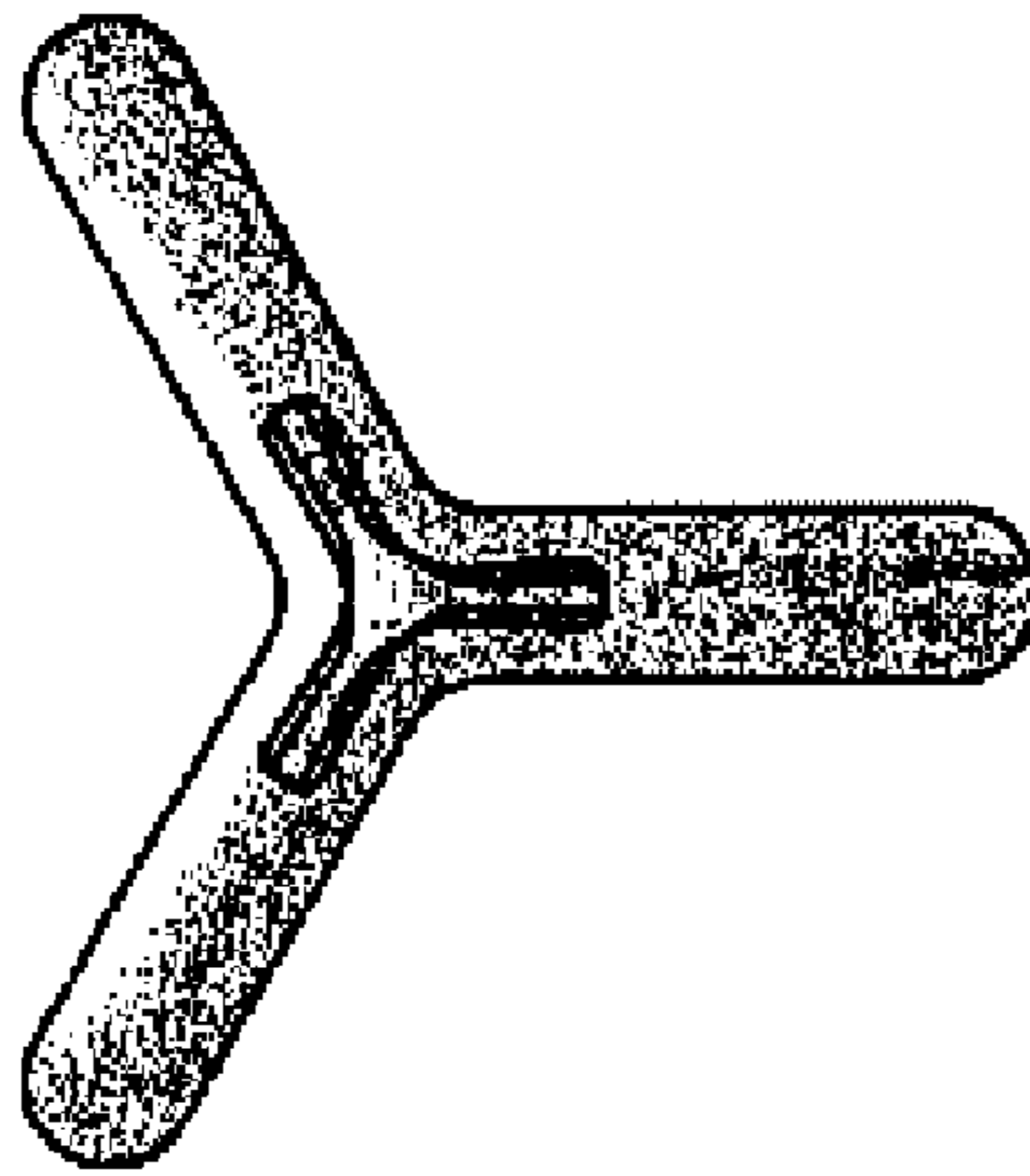


FIG. 4

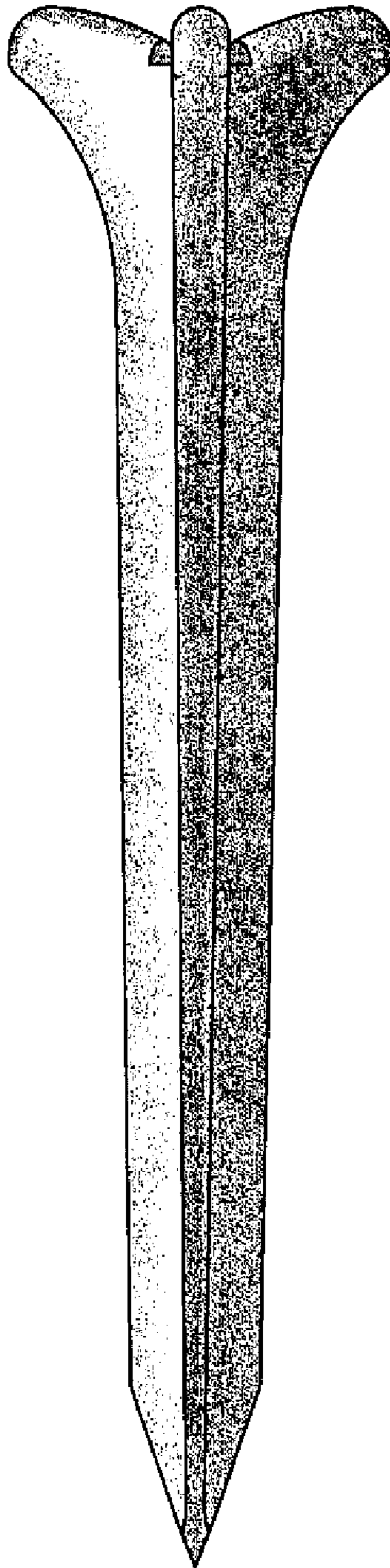


FIG. 5