



US00D565131S

(12) **United States Design Patent**
Decker

(10) **Patent No.:** **US D565,131 S**
(45) **Date of Patent:** **** Mar. 25, 2008**

(54) **EXERCISE FACILITATION DEVICE**

(76) Inventor: **Richard E. Decker**, 50 Clear View Dr.,
Sag Harbor, NY (US) 11963

(**) Term: **14 Years**

(21) Appl. No.: **29/256,378**

(22) Filed: **Mar. 21, 2006**

(51) **LOC (8) Cl.** **21-02**

(52) **U.S. Cl.** **D21/686; D6/601**

(58) **Field of Classification Search** D21/662,
D21/686, 694, 505; 482/142; D6/596, 601;
5/632, 633, 631, 655.3, 634

See application file for complete search history.

(56) **References Cited**

U.S. PATENT DOCUMENTS

3,333,286	A *	8/1967	Biolik	5/632
4,970,742	A *	11/1990	Keener	5/633
D318,392	S *	7/1991	Edelson	D6/601
D366,383	S *	1/1996	Briegleb	D6/601
D376,945	S *	12/1996	Bonaddio et al.	D6/596
D406,718	S *	3/1999	Jacobs	D6/601

D446,676	S *	8/2001	Mayes	D6/601
6,578,217	B1 *	6/2003	Roberson	5/632
6,735,798	B1 *	5/2004	Sekizawa	5/632
7,007,328	B1 *	3/2006	Bailey	5/632

* cited by examiner

Primary Examiner—Philip S. Hyder

(74) *Attorney, Agent, or Firm*—Paul R. Martin

(57) **CLAIM**

The ornamental design for an exercise facilitation device, as shown.

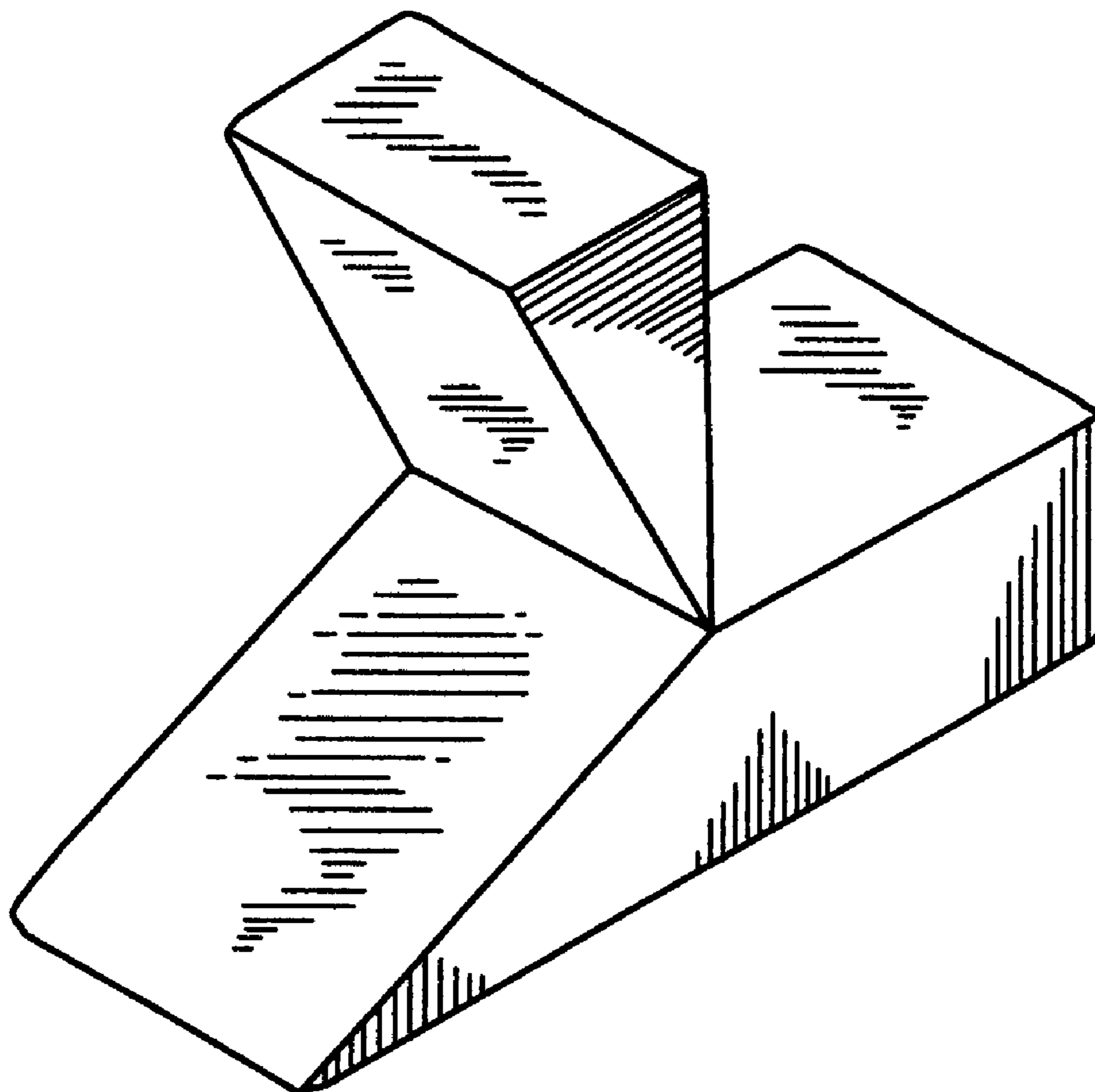
DESCRIPTION

FIG. 1 is a perspective view of an exercise facilitation device showing my new design, wherein the two complementary sections are positioned to form a rectangular configuration.

FIG. 2 is a perspective view thereof, wherein the smaller section is shown in a partially pivoted interim position; and,

FIG. 3 is a perspective view thereof, wherein the two complementary sections are positioned to form a wedge configuration.

1 Claim, 1 Drawing Sheet



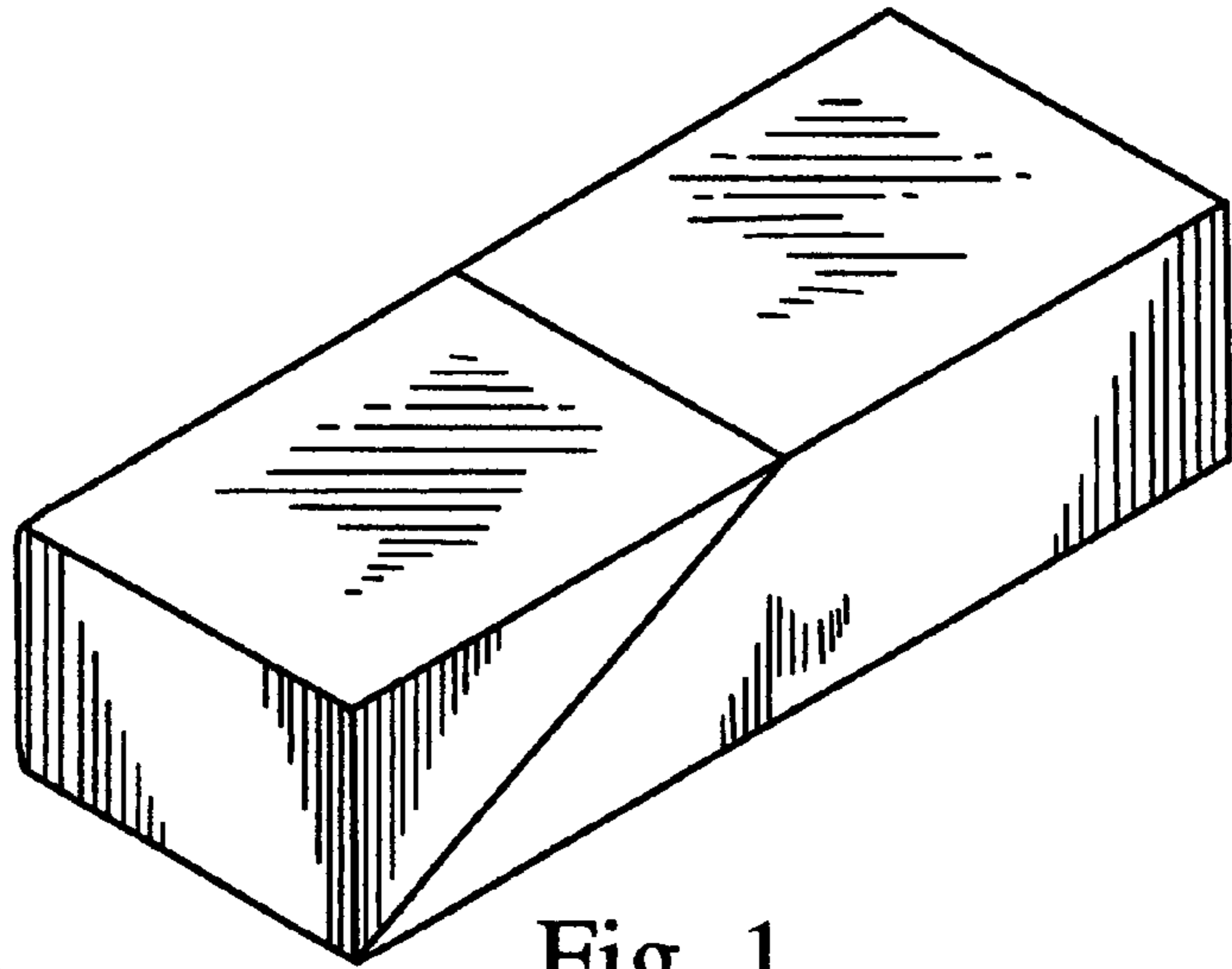


Fig. 1

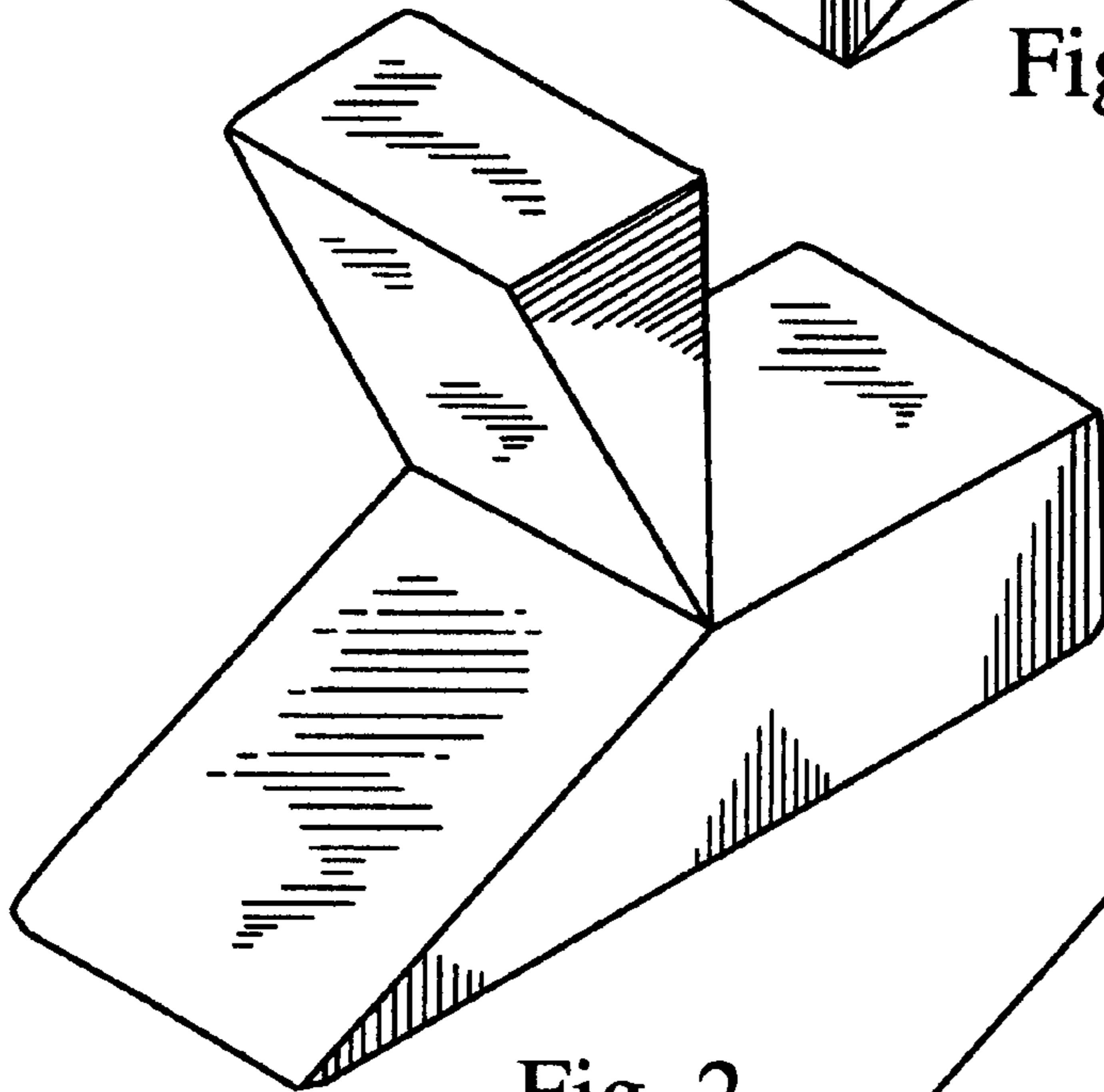


Fig. 2

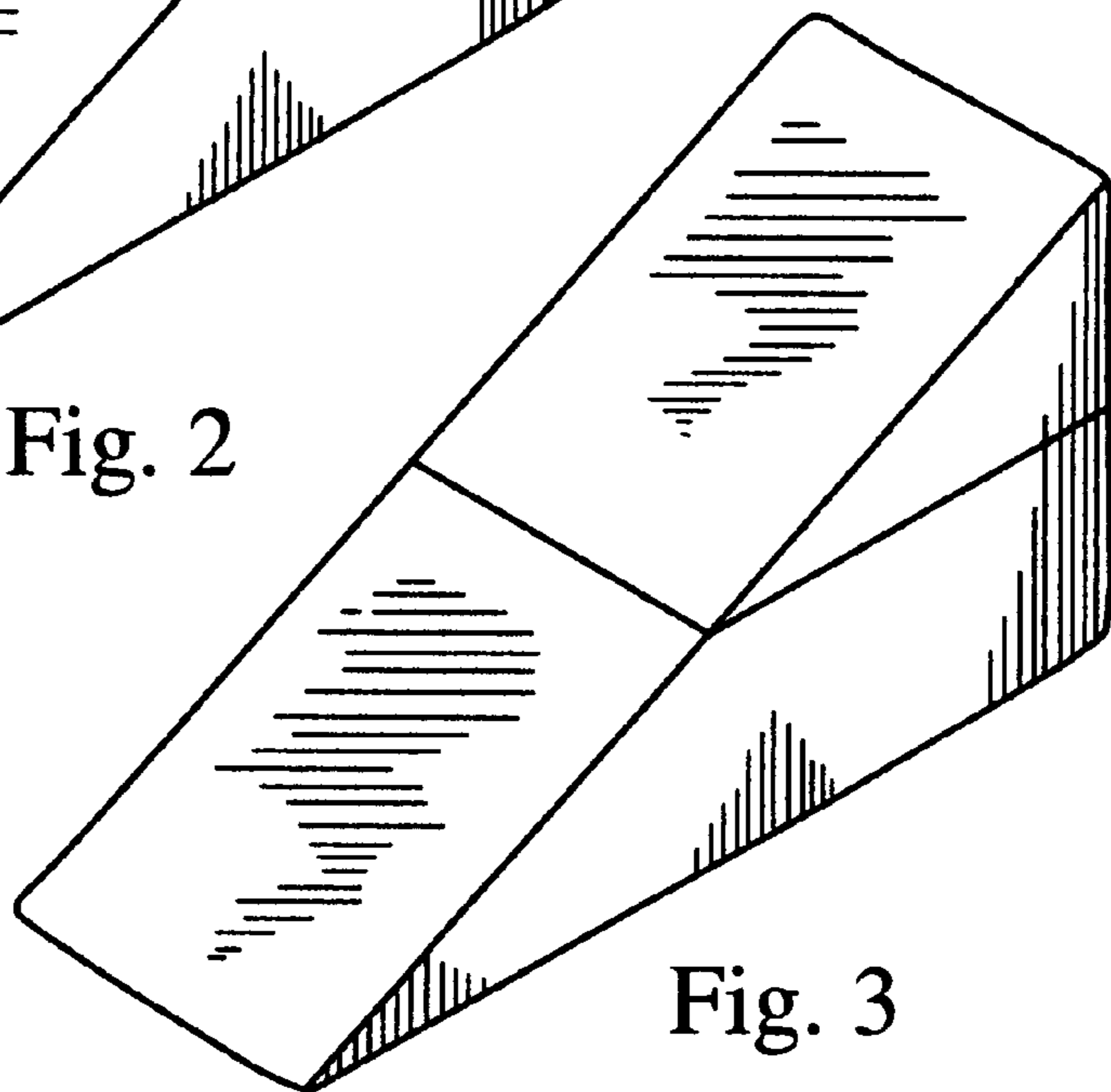


Fig. 3