

US00D565122S

(12) **United States Design Patent**
Nishizawa et al.

(10) **Patent No.:** **US D565,122 S**
(45) **Date of Patent:** **** Mar. 25, 2008**

(54) **PORTABLE GAME DEVICE HAVING A LIQUID CRYSTAL DISPLAY**

(75) Inventors: **Kiyoto Nishizawa**, Tokyo (JP); **Akihiro Yokoi**, Tokyo (JP)

(73) Assignees: **Bandai Co., Ltd.**, Tokyo (JP); **Wiz Co., Ltd.**, Tokyo (JP)

(**) Term: **14 Years**

(21) Appl. No.: **29/263,677**

(22) Filed: **Jul. 28, 2006**

(30) **Foreign Application Priority Data**

Feb. 1, 2006 (JP) 2006-002113

(51) **LOC (8) Cl.** **21-01**

(52) **U.S. Cl.** **D21/329**

(58) **Field of Classification Search** D14/496, D14/230, 235; D21/324-333; 273/148 B; 463/1, 35-40, 46, 47; 343/901, 872, 873; 349/1, 2, 11, 16; 706/11, 45, 58; 446/175
See application file for complete search history.

(56) **References Cited**

U.S. PATENT DOCUMENTS

4,810,058 A * 3/1989 Sangyoji et al. 349/2
5,180,222 A * 1/1993 Robinson 362/125
D378,677 S * 4/1997 Matsumoto et al. D14/496
D397,728 S * 9/1998 Yuen et al. D21/333
D398,659 S * 9/1998 Yokoi D21/333

6,055,098 A * 4/2000 Lett 359/402
6,227,966 B1 * 5/2001 Yokoi 463/1
D481,397 S * 10/2003 Ashida et al. D14/496
6,652,383 B1 * 11/2003 Sonoda et al. 463/43
6,992,648 B2 * 1/2006 Yamada 345/88
D522,587 S * 6/2006 Yokoi D21/324
D526,025 S * 8/2006 Watanabe D21/324
D526,026 S * 8/2006 Watanabe D21/324

* cited by examiner

Primary Examiner—Prabhakar Deshmukh

(74) *Attorney, Agent, or Firm*—Rabin & Berdo, PC

(57) **CLAIM**

The ornamental design for a portable game device having a liquid crystal display, as shown and described.

DESCRIPTION

FIG. 1 is a front elevational view of a portable game device having a liquid crystal display, showing our new design;

FIG. 2 is a rear elevational view thereof;

FIG. 3 is a right side elevational view thereof;

FIG. 4 is a left side elevational view thereof;

FIG. 5 is a top plan view thereof;

FIG. 6 is a bottom plan view thereof; and,

FIG. 7 is a perspective view thereof.

The portions of the drawings shown in broken lines form no part of the claimed design.

1 Claim, 6 Drawing Sheets

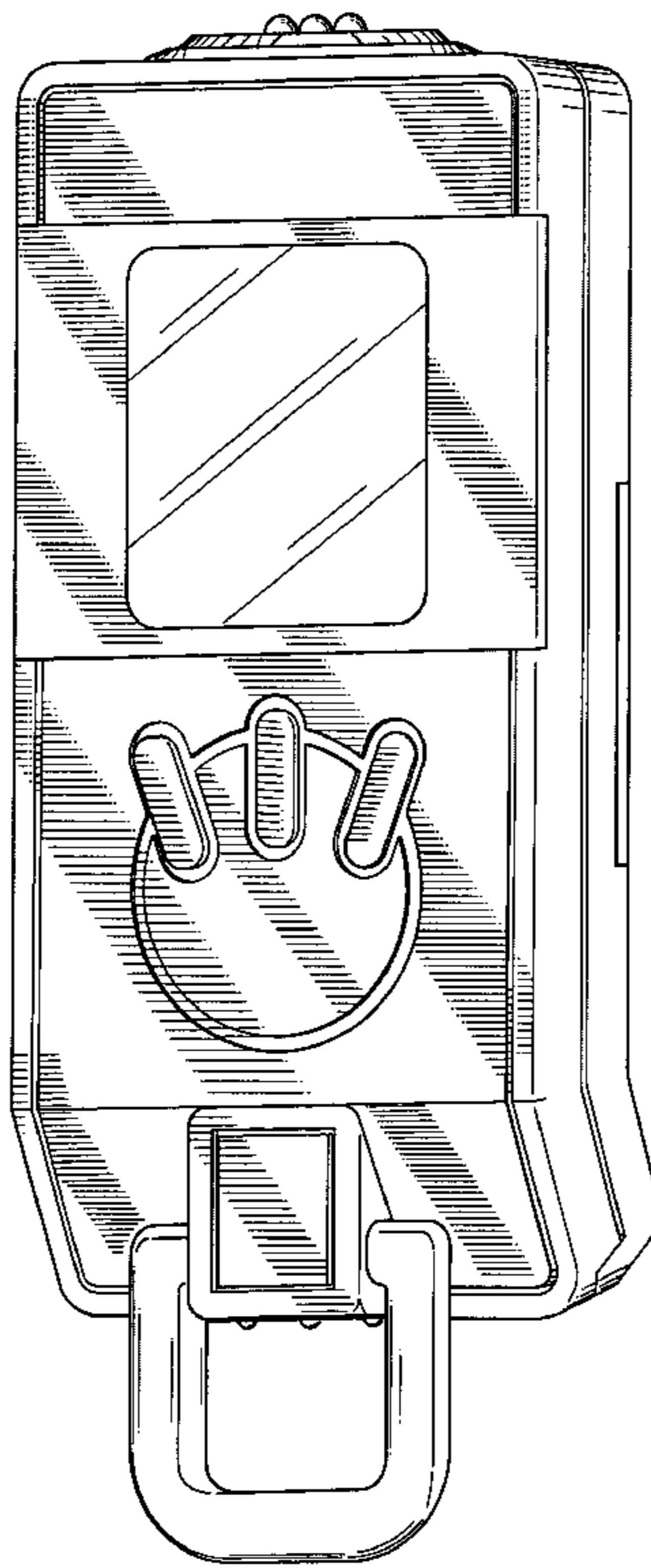


FIG. 1

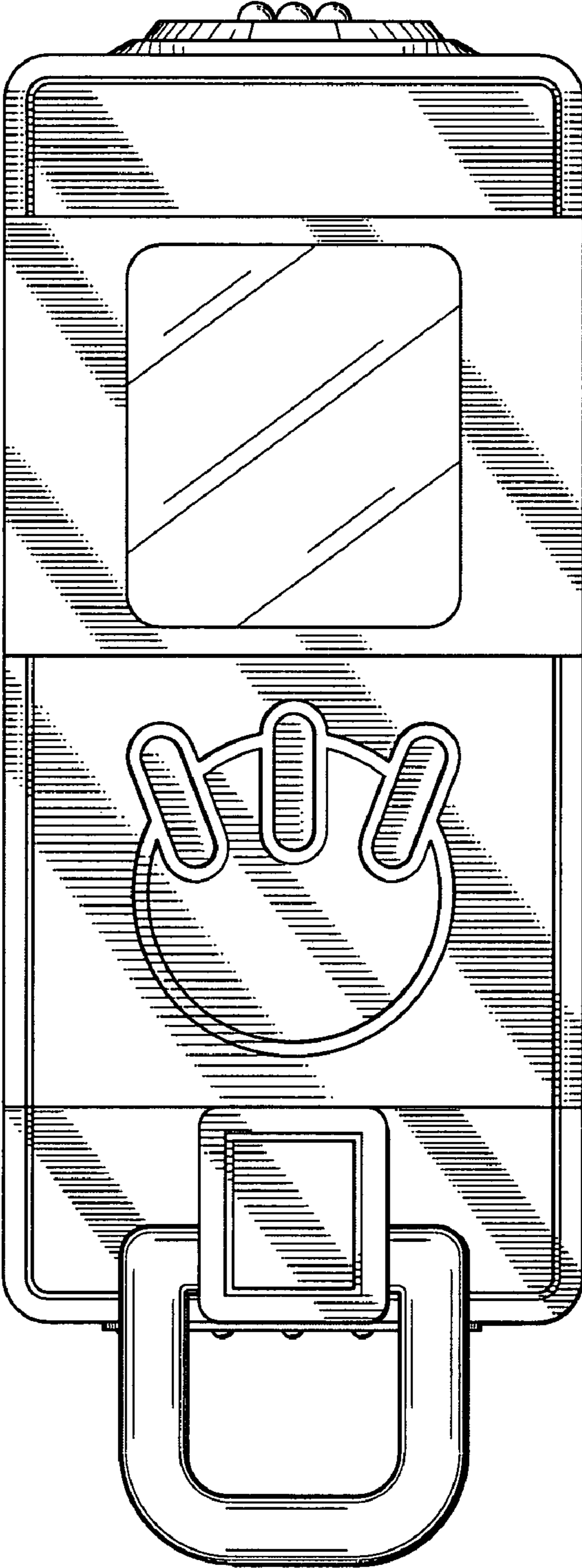


FIG. 2

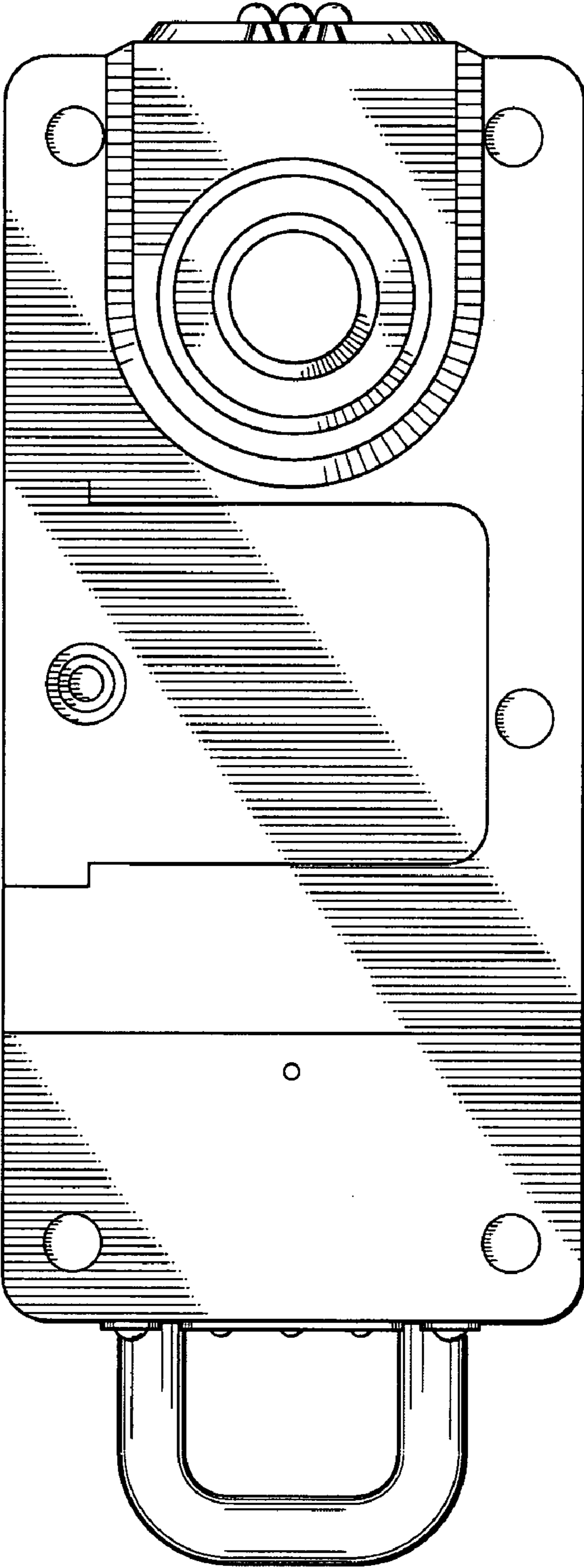


FIG. 3

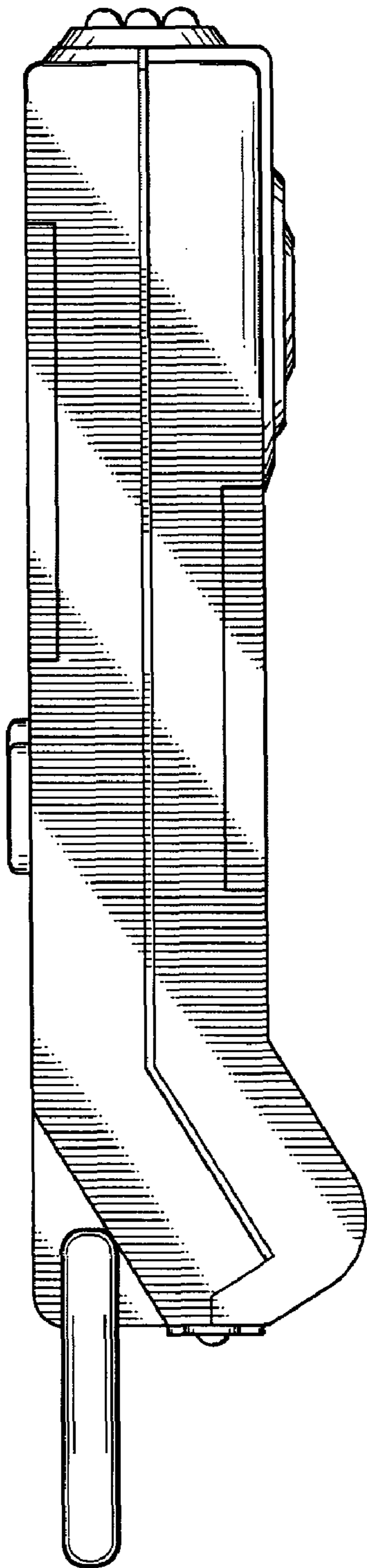


FIG. 4

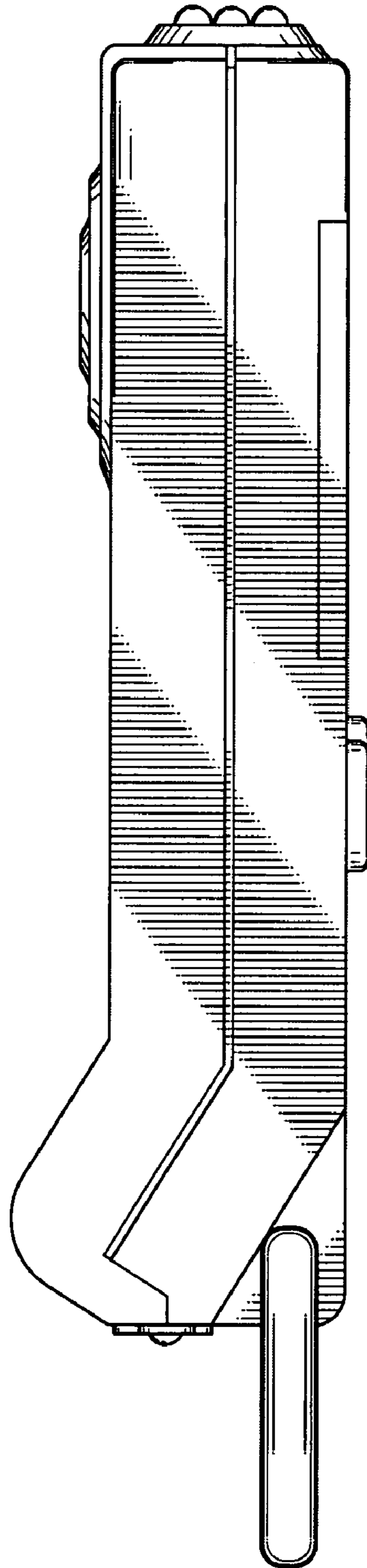


FIG. 5

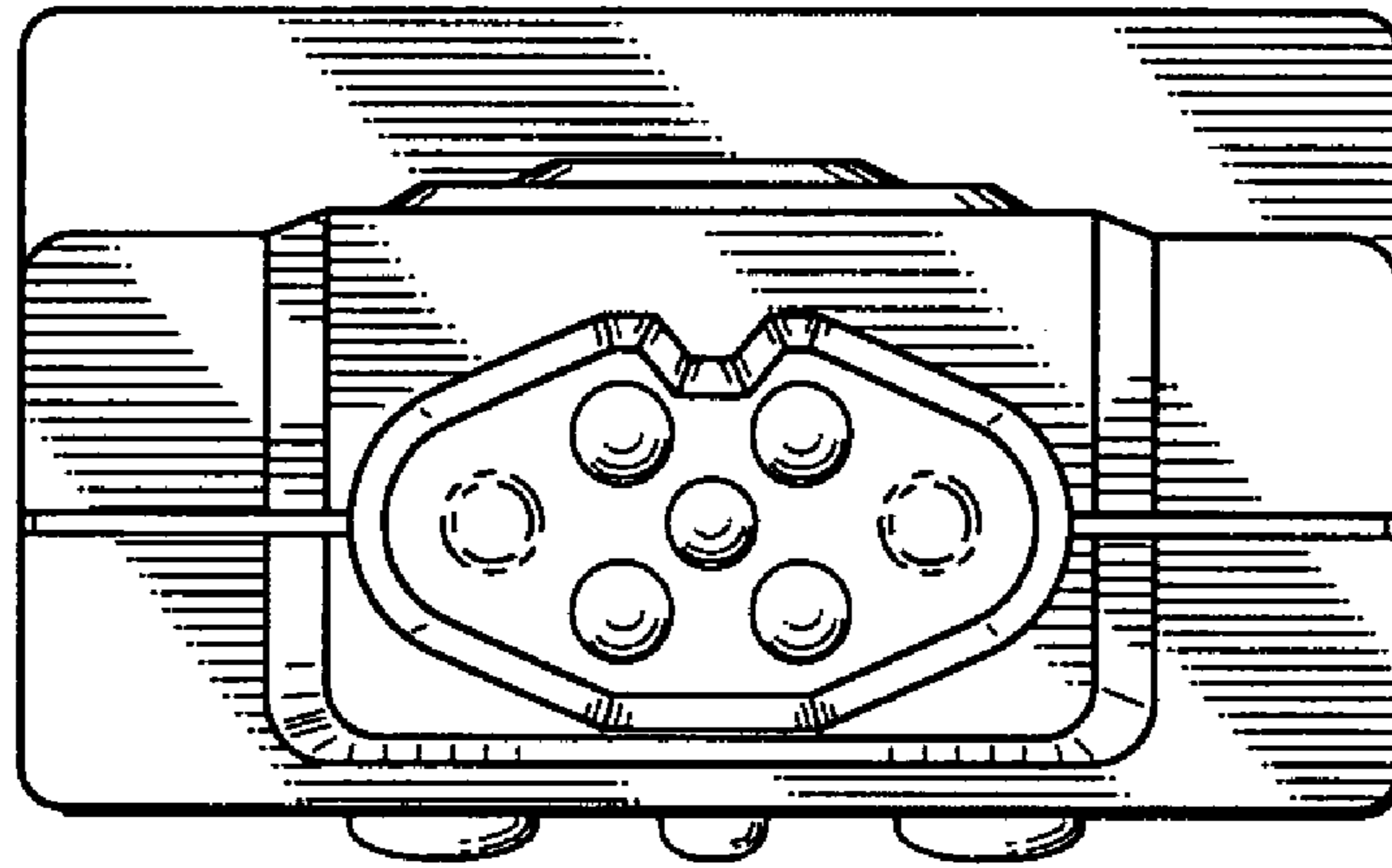


FIG. 6

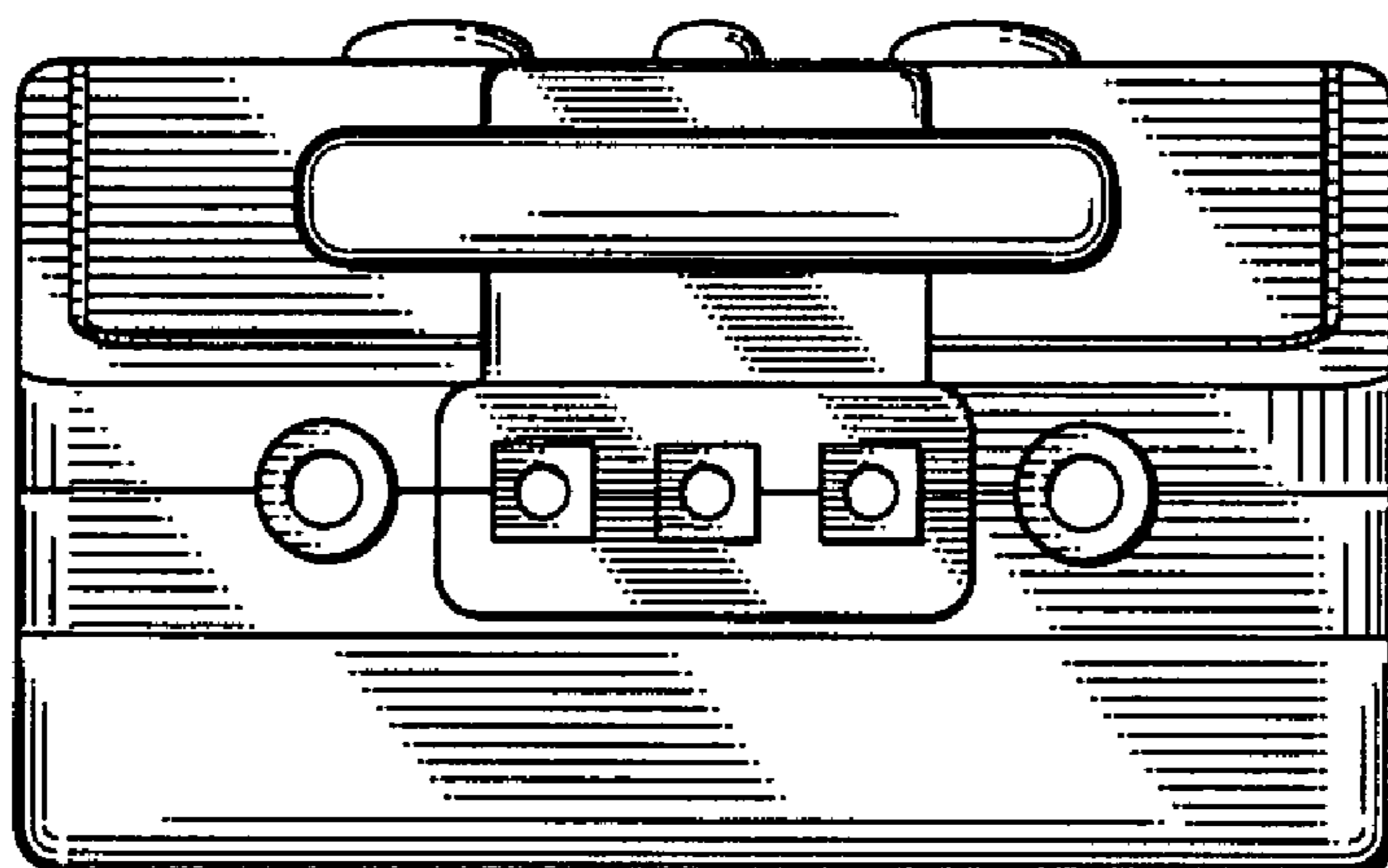


FIG. 7

