



US00D565105S

(12) **United States Design Patent**  
**Achzet et al.**

(10) **Patent No.:** **US D565,105 S**  
(45) **Date of Patent:** **\*\* Mar. 25, 2008**

(54) **WRITING INSTRUMENT**

(75) Inventors: **Joseph E. Achzet**, Gloversville, NY (US); **Margaret E. Enzien**, Mechanicville, NY (US); **Philip A. Nowicki**, Manitou Springs, CO (US)

(73) Assignee: **Holland USA, Inc.**, North Mankato, MN (US)

(\*\*) Term: **14 Years**

(21) Appl. No.: **29/275,357**

(22) Filed: **Dec. 21, 2006**

(51) **LOC (8) Cl.** ..... **19-06**

(52) **U.S. Cl.** ..... **D19/56**

(58) **Field of Classification Search** ..... D19/35,  
D19/36, 41-51, 53-57; 24/11 R, 11 F, 11 P;  
401/52, 99, 100, 104, 105, 106, 107, 108,  
401/109, 192, 195, 196

See application file for complete search history.

(56) **References Cited**

**U.S. PATENT DOCUMENTS**

D217,647 S *	5/1970	De Groft	.....	D19/57
3,774,389 A *	11/1973	Wilken	.....	368/216
D446,813 S *	8/2001	Yoon	.....	D19/43
D472,272 S *	3/2003	Koury et al.	.....	D19/57
D489,408 S *	5/2004	Qiu	.....	D19/51
D492,348 S *	6/2004	Qiu	.....	D19/50
D492,349 S *	6/2004	Qiu	.....	D19/50
D530,748 S *	10/2006	Kent et al.	.....	D19/57

D546,386 S *	7/2007	Qiu	.....	D19/43
D547,802 S *	7/2007	Jeon	.....	D19/43
D552,175 S *	10/2007	Boerio	.....	D19/49
D552,673 S *	10/2007	Rolion et al.	.....	D19/47

**FOREIGN PATENT DOCUMENTS**

DE DM/061859 \* 9/2002

\* cited by examiner

*Primary Examiner*—Elizabeth A. Albert

(74) *Attorney, Agent, or Firm*—Moore & Hansen, PLLP; Peter R. Forrest

(57) **CLAIM**

We claim the ornamental design for a writing instrument, as shown and described.

**DESCRIPTION**

FIG. 1 is a perspective view of a writing instrument showing our new design;

FIG. 2 is a front view of FIG. 1;

FIG. 3 is a left side view of FIG. 1, the right side view being a mirror image of the left side view;

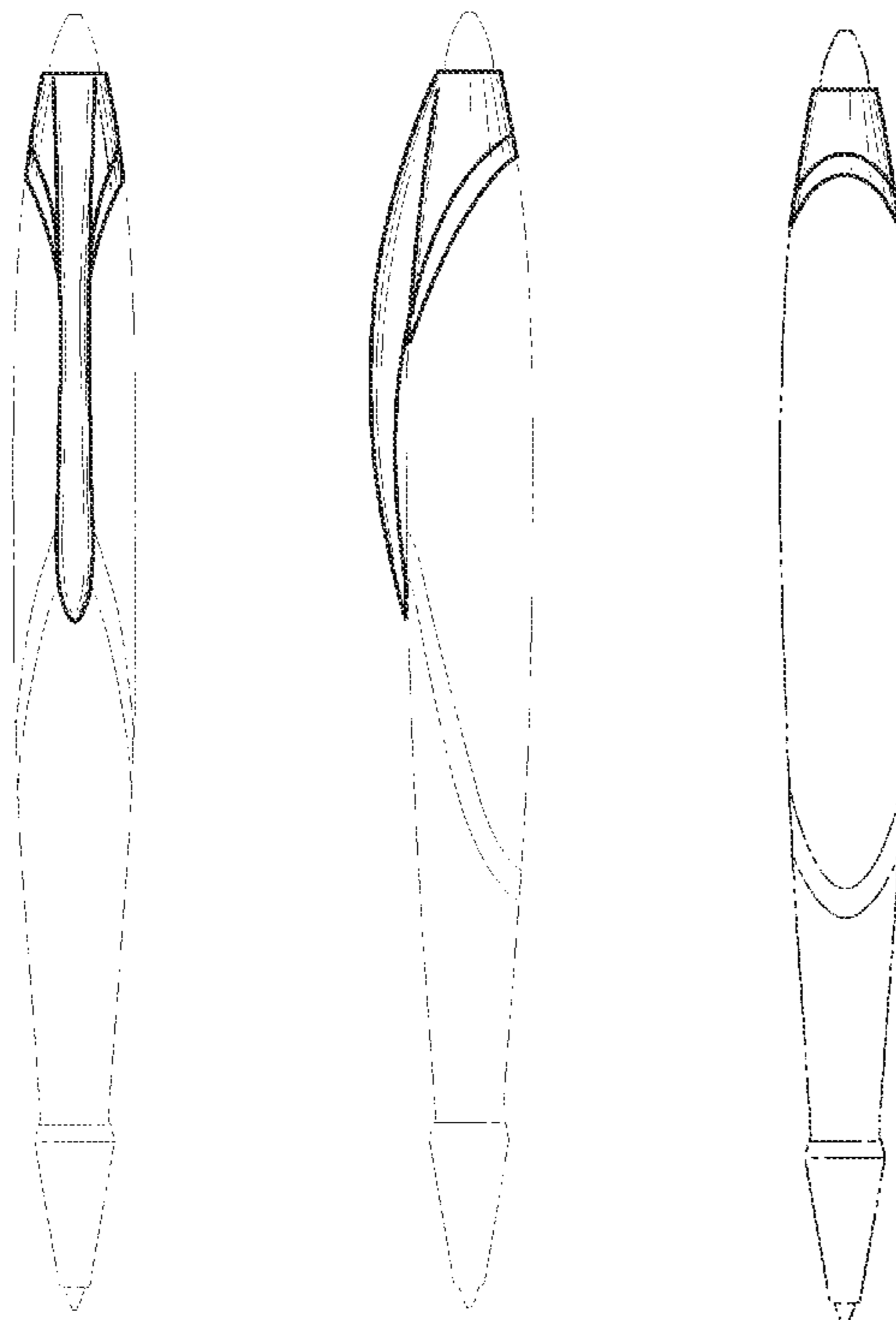
FIG. 4 is a back view of FIG. 1;

FIG. 5 is a top view of FIG. 1; and,

FIG. 6 is a bottom view of FIG. 1.

Portions of the writing instrument shown in broken lines are for illustrative purposes only, and form no part of the claimed design.

**1 Claim, 5 Drawing Sheets**




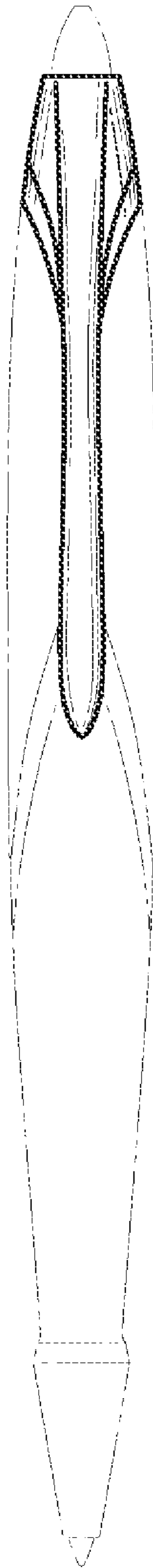




Fig. 1



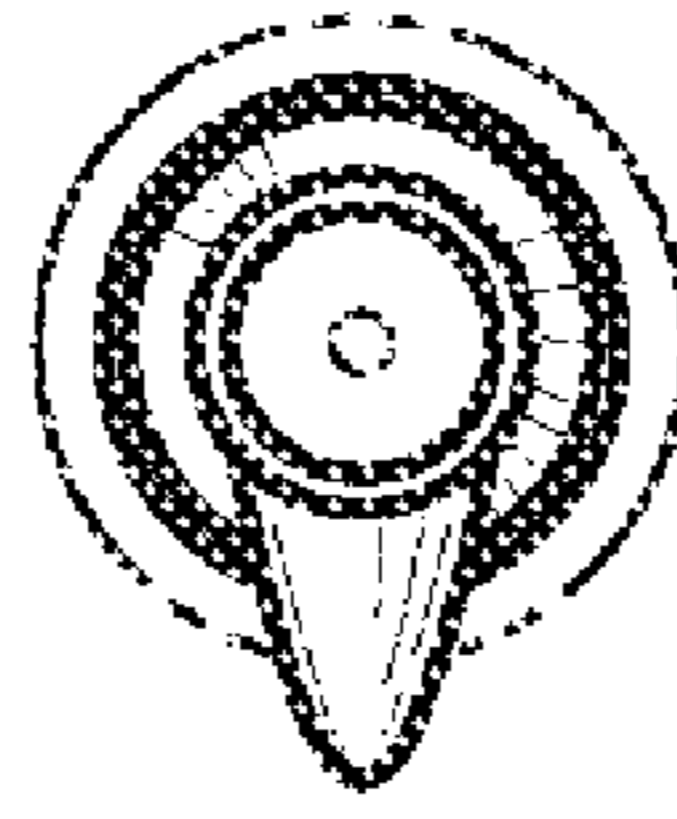
**Fig. 2**



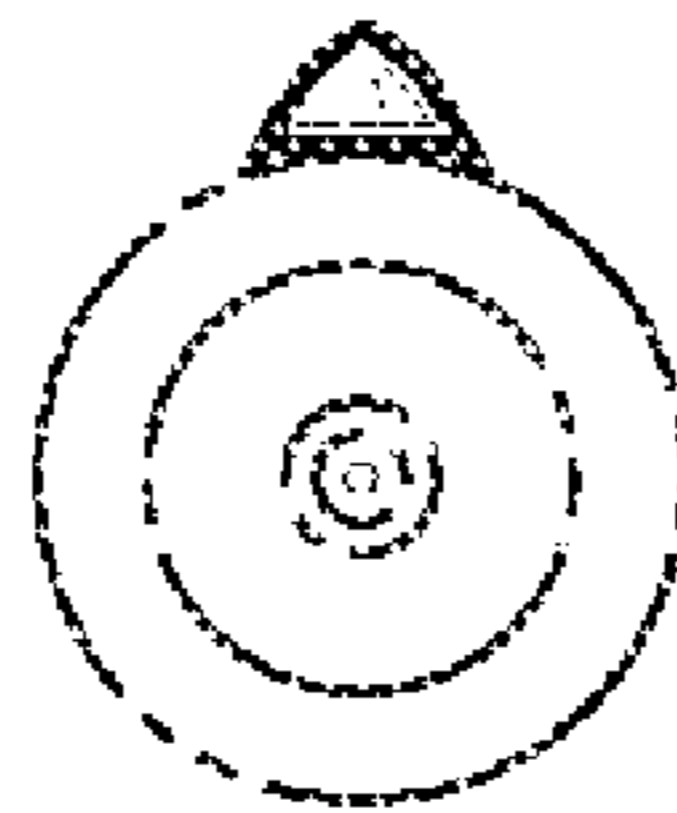
**Fig. 3**



**Fig. 4**



**Fig. 5**



**Fig. 6**