

US00D565104S

(12) **United States Design Patent**
Achzet et al.

(10) **Patent No.:** **US D565,104 S**
(45) **Date of Patent:** **** Mar. 25, 2008**

(54) **WRITING INSTRUMENT**

(75) Inventors: **Joseph E. Achzet**, Gloversville, NY (US); **Margaret E. Enzien**, Mechanicville, NY (US); **Philip A. Nowicki**, Manitou Springs, CO (US)

(73) Assignee: **Holland USA, Inc.**, North Mankato, MN (US)

(**) Term: **14 Years**

(21) Appl. No.: **29/275,356**

(22) Filed: **Dec. 21, 2006**

(51) **LOC (8) Cl.** **19-06**

(52) **U.S. Cl.** **D19/55**

(58) **Field of Classification Search** D19/35,
D19/36, 41-51, 53-57; 24/11 R, 11 F, 11 P;
401/52, 99, 100, 104, 105, 106, 107, 108,
401/109, 192, 195, 196

See application file for complete search history.

(56) **References Cited**

U.S. PATENT DOCUMENTS

2,652,032	A *	9/1953	Lipic	401/209
3,606,554	A *	9/1971	De Bang et al.	401/105
D476,364	S *	6/2003	Bain	D19/51
D492,348	S *	6/2004	Qiu	D19/50
D506,505	S *	6/2005	Qiu	D19/50
D521,555	S *	5/2006	Santa Maria et al.	D19/50

D534,955	S *	1/2007	Huxiong	D19/50
D542,843	S *	5/2007	Qiu	D19/50
D544,915	S *	6/2007	Santa Maria et al.	D19/55
D548,791	S *	8/2007	Santa Maria et al.	D19/55

* cited by examiner

Primary Examiner—Elizabeth A. Albert

(74) *Attorney, Agent, or Firm*—Moore & Hansen, PLLP; Peter R. Forrest

(57) **CLAIM**

We claim the ornamental design for a writing instrument, as shown and described.

DESCRIPTION

FIG. 1 is a perspective view of a writing instrument showing our new design;

FIG. 2 is a front view of FIG. 1;

FIG. 3 is a left side view of FIG. 1, the right side view being a mirror image of the left side view;

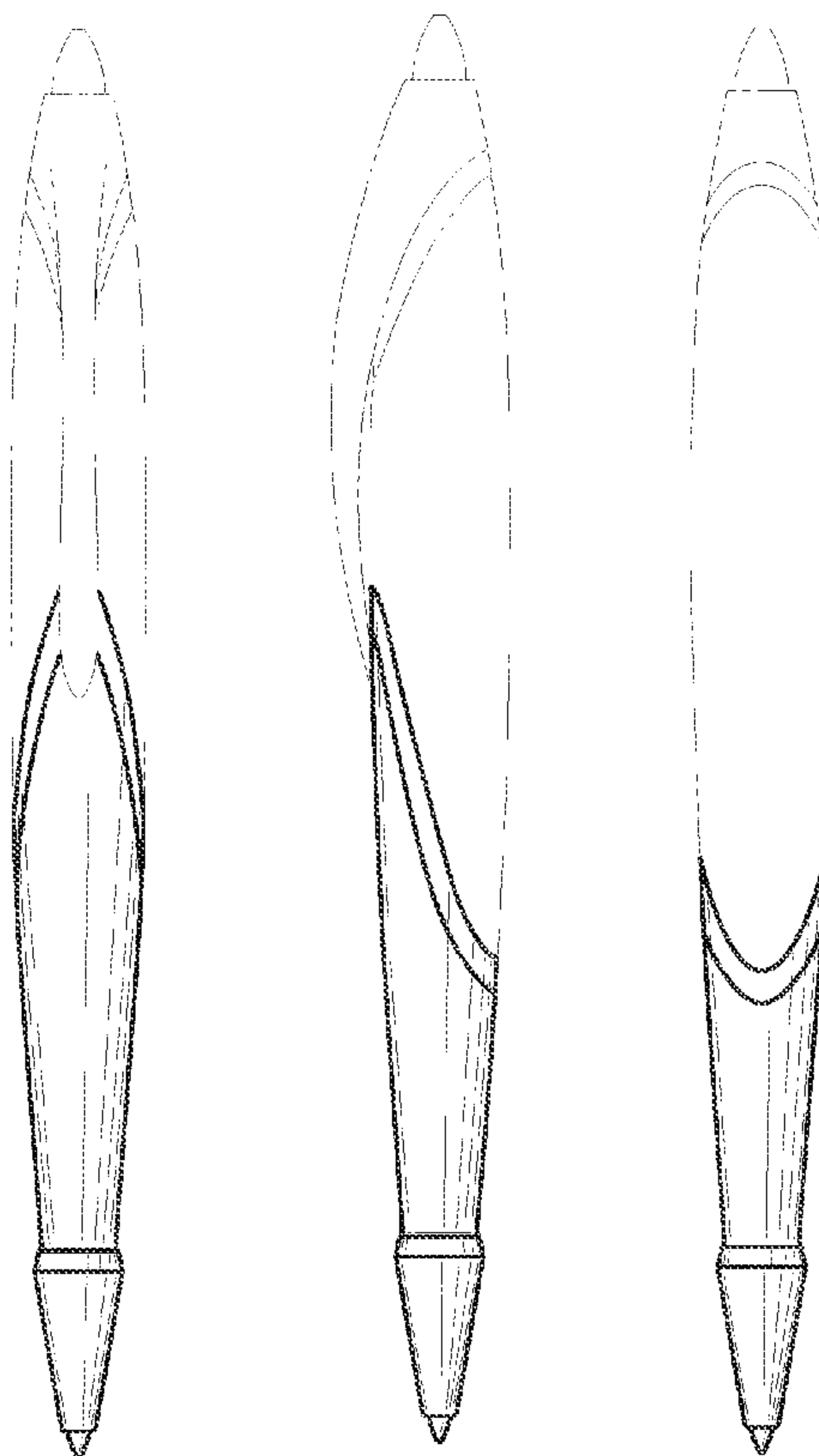
FIG. 4 is a back view of FIG. 1;

FIG. 5 is a top view of FIG. 1; and,

FIG. 6 is a bottom view of FIG. 1.

Portions of the writing instrument shown in broken lines are for illustrative purposes only, and form no part of the claimed design.

1 Claim, 5 Drawing Sheets






Fig. 1




Fig. 2

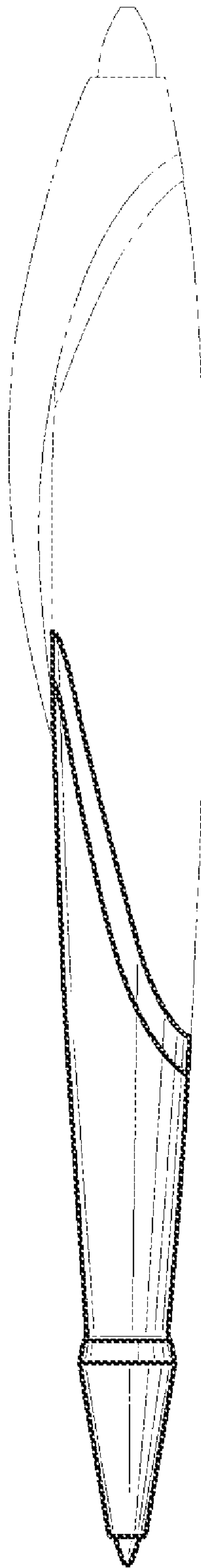


Fig. 3



Fig. 4

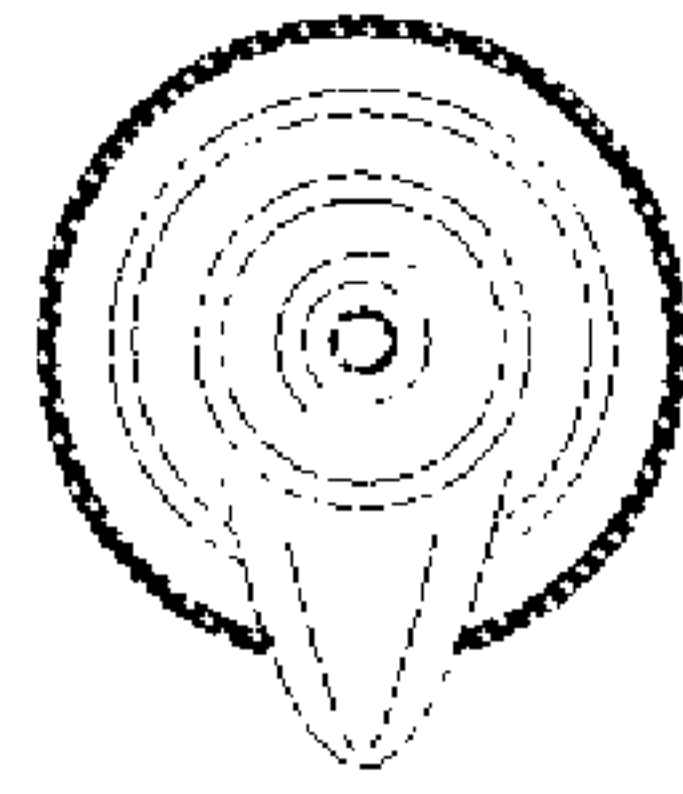


Fig. 5

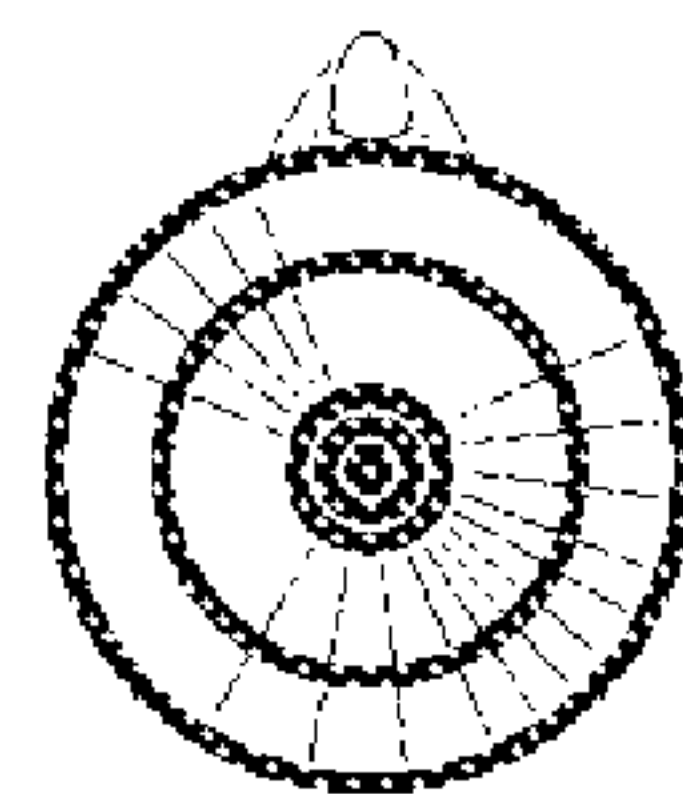


Fig. 6